


Funds Performance – SEBI Format

ADITYA BIRLA SUN LIFE BANKING AND FINANCIAL SERVICES FUND

Investment Performance - Regular Plan - Growth	NAV as on September 30, 2021: ₹ 39.31			
Inception - Dec 14, 2013	1 Year	3 Years	5 Years	Since Inception
Aditya Birla Sun Life Banking and Financial Services Fund	77.79%	15.76%	12.65%	19.18%
Value of Std Investment of ₹ 10,000	17779	15531	18149	39310
Benchmark - Nifty Financial Services TRI	73.17%	20.54%	18.81%	19.90%
Value of Std Investment of ₹ 10,000	17317	17543	23682	41195
Additional Benchmark - Nifty 50 TRI	58.54%	18.58%	16.81%	15.82%
Value of Std Investment of ₹ 10,000	15854	16696	21757	31434


Past performance may or may not be sustained in future. The above performance is of Regular Plan - Growth Option. Kindly note that different plans have different expense structure. Load and Taxes are not considered for computation of returns. When scheme/additional benchmark returns are not available, they have not been shown.



ADITYA BIRLA SUN LIFE MANUFACTURING EQUITY FUND

Investment Performance - Regular Plan - Growth	NAV as on September 30, 2021: ₹ 20.34			
Inception - Jan 31, 2015	1 Year	3 Years	5 Years	Since Inception
Aditya Birla Sun Life Manufacturing Equity Fund	46.02%	15.63%	11.67%	11.23%
Value of Std Investment of ₹ 10,000	14602	15479	17370	20340
Benchmark - S&P BSE 500 TRI	63.10%	19.73%	16.80%	13.28%
Value of Std Investment of ₹ 10,000	16310	17190	21743	22973
Additional Benchmark - Nifty 50 TRI	58.54%	18.58%	16.81%	12.36%
Value of Std Investment of ₹ 10,000	15854	16696	21757	21756

Past performance may or may not be sustained in future. The above performance is of Regular Plan - Growth Option. Kindly note that different plans have different expense structure. Load and Taxes are not considered for computation of returns. When scheme/additional benchmark returns are not available, they have not been shown.




ADITYA BIRLA SUN LIFE INDIA GENNEXT FUND

For internal use only and not for circulation

Investment Performance - Regular Plan - Growth	NAV as on September 30, 2021: ₹ 137.22			
Inception - Aug 05, 2005	1 Year	3 Years	5 Years	Since Inception
Aditya Birla Sun Life India GenNext Fund	61.19%	22.09%	16.36%	17.59%
Value of Std Investment of ₹ 10,000	16119	18230	21344	137220
Benchmark - S&P BSE 500 TRI	63.10%	19.73%	16.80%	14.64%
Value of Std Investment of ₹ 10,000	16310	17190	21743	91045
Additional Benchmark - S&P BSE SENSEX TRI	56.96%	19.03%	17.60%	14.78%
Value of Std Investment of ₹ 10,000	15696	16888	22498	92807


Past performance may or may not be sustained in future. The above performance is of Regular Plan - Growth Option. Kindly note that different plans have different expense structure. Load and Taxes are not considered for computation of returns. When scheme/additional benchmark returns are not available, they have not been shown.



ADITYA BIRLA SUN LIFE PHARMA & HEALTHCARE FUND

Investment Performance - Regular Plan - Growth	NAV as on September 30, 2021: ₹ 19.6700	
Inception - July 11, 2019	1 Year	Since Inception
Aditya Birla Sun Life Pharma & Healthcare Fund	29.15%	35.24%
Value of Std Investment of ₹ 10,000	12915	19572
Benchmark - S&P BSE Healthcare TRI	32.55%	38.62%
Value of Std Investment of ₹ 10,000	13255	20679
Additional Benchmark - Nifty 50 TRI	58.54%	22.20%
Value of Std Investment of ₹ 10,000	15854	15620

Past performance may or may not be sustained in future. The above performance is of Regular Plan - Growth Option. Kindly note that different plans have different expense structure. Load and Taxes are not considered for computation of returns. When scheme/additional benchmark returns are not available, they have not been shown.




ADITYA BIRLA SUN LIFE PSU EQUITY FUND

Investment Performance - Regular Plan - Growth	NAV as on September 30, 2021: ₹ 13.98
--	---------------------------------------

For internal use only and not for circulation

Inception - December 30, 2019	1 Year	Since Inception
Aditya Birla Sun Life PSU Equity Fund	73.88%	21.06%
Value of Std Investment of ₹ 10,000	17388	13980
Benchmark - S&P BSE PSU TRI Index	95.06%	17.74%
Value of Std Investment of ₹ 10,000	19506	13315
Additional Benchmark - Nifty 50 TRI	58.54%	24.43%
Value of Std Investment of ₹ 10,000	15854	14671


Past performance may or may not be sustained in future. The above performance is of Regular Plan - Growth Option. Kindly note that different plans have different expense structure. Load and Taxes are not considered for computation of returns. When scheme/additional benchmark returns are not available, they have not been shown.



ADITYA BIRLA SUN LIFE SPECIAL OPPORTUNITIES FUND

Investment Performance - Regular Plan - Growth	NAV as on September 30, 2021: ₹ 15.67	
Inception - October 23, 2020	6 Months	Since Inception
Aditya Birla Sun Life Special Opportunities Fund	54.65%	60.51%
Value of Std Investment of ₹ 10,000	12443	15580
Benchmark - S&P BSE 500 TRI	45.78%	59.49%
Value of Std Investment of ₹ 10,000	12080	15486
Additional Benchmark - Nifty 50 TRI	41.52%	52.61%
Value of Std Investment of ₹ 10,000	11902	14859

Past performance may or may not be sustained in future. The above performance is of Regular Plan - Growth Option. Kindly note that different plans have different expense structure. Load and Taxes are not considered for computation of returns. When scheme/additional benchmark returns are not available, they have not been shown.




ADITYA BIRLA SUN LIFE ESG FUND

Investment Performance - Regular Plan - Growth	NAV as on September 30, 2021: ₹ 13.24	
Inception - December 24, 2020	6 Months	Since Inception
Aditya Birla Sun Life ESG Fund	50.62%	42.24%

For internal use only and not for circulation

Value of Std Investment of ₹ 10,000	12280	13103
Benchmark - Nifty 100 ESG TRI	48.64%	44.29%
Value of Std Investment of ₹ 10,000	12198	13248
Additional Benchmark - Nifty 50 TRI	41.52%	38.31%
Value of Std Investment of ₹ 10,000	11902	12825

Past performance may or may not be sustained in future. The above performance is of Regular Plan - Growth Option. Kindly note that different plans have different expense structure. Load and Taxes are not considered for computation of returns. When scheme/additional benchmark returns are not available, they have not been shown.



Performance of Schemes Managed by Same Fund Manager

Sr. no	Funds Managed By Mr. Dhaval Gala
1	Aditya Birla Sun Life Banking and Financial Services Fund
2	Aditya Birla Sun Life Small Cap Fund**

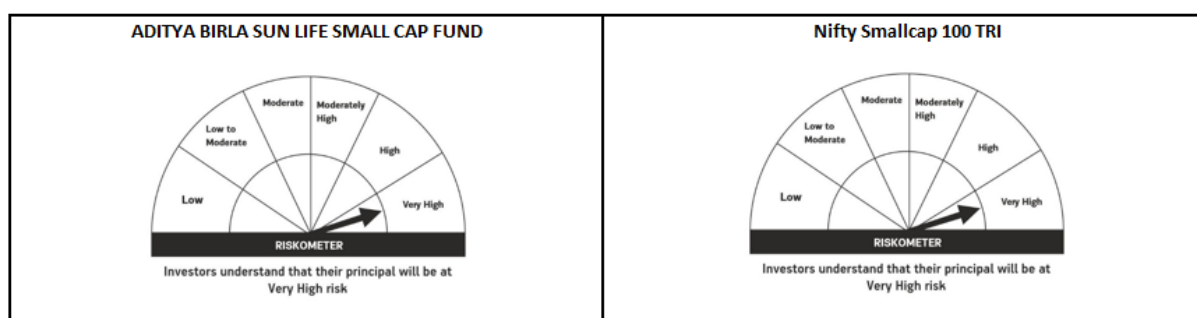
* Funds co-managed by Mr. Kunal Sangoi * Funds co-managed by Mr. Nitesh Jain

ADITYA BIRLA SUN LIFE SMALL CAP FUND

Investment Performance - Regular Plan - Growth	NAV as on September 30, 2021: ₹ 54.9585			
Inception - May 31, 2007	1 Year	3 Years	5 Years	Since Inception
Aditya Birla Sun Life Small Cap Fund	81.84%	16.90%	12.13%	12.61%
Value of Std Investment of ₹ 10,000	18184	15994	17732	54959
Benchmark - Nifty Small Cap 100 TRI	88.75%	22.12%	13.24%	9.52%
Value of Std Investment of ₹ 10,000	18875	18243	18626	36850
Additional Benchmark - Nifty 50 TRI	58.54%	18.58%	16.81%	11.66%
Value of Std Investment of ₹ 10,000	15854	16696	21757	48659

Past performance may or may not be sustained in future. The above performance is of Regular Plan - Growth Option. Kindly note that different plans have different expense structure. Load and Taxes are not considered for computation of returns. When scheme/additional benchmark returns are not available, they have not been shown.

For internal use only and not for circulation



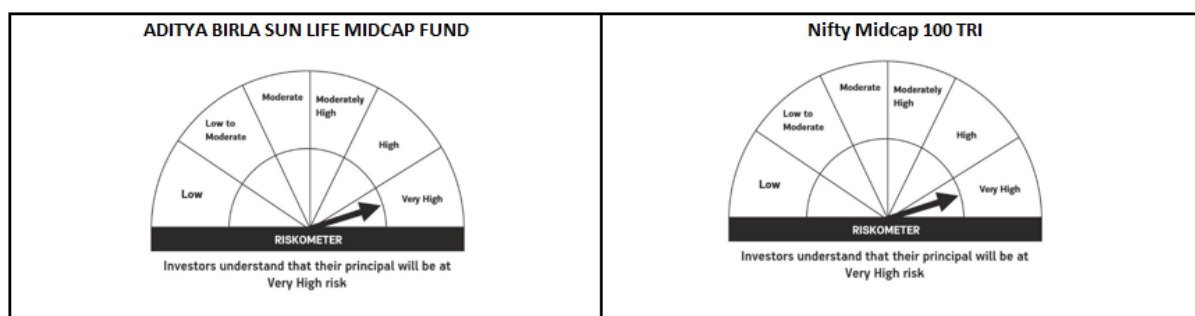
Sr. no	Funds Managed By Mr. Anil Shah
1	Aditya Birla Sun Life Midcap Fund
2	Aditya Birla Sun Life Flexi Cap Fund*
3	Aditya Birla Sun Life Manufacturing Equity Fund
4	Aditya Birla Sun Life Special Opportunities Fund**

* Funds co-managed by Mr. Vinod Bhat **Funds co-managed by Mr. Mr. Chanchal Khandelwal

ADITYA BIRLA SUN LIFE MIDCAP FUND

Investment Performance - Regular Plan - Growth	NAV as on September 30, 2021: ₹ 458.61			
Inception - Oct 03, 2002	1 Year	3 Years	5 Years	Since Inception
Aditya Birla Sun Life Midcap Fund	71.92%	18.36%	12.38%	22.30%
Value of Std Investment of ₹ 10,000	17192	16606	17926	458610
Benchmark - Nifty Midcap 100 TRI	80.55%	22.07%	15.71%	22.10%
Value of Std Investment of ₹ 10,000	18055	18217	20751	444879
Additional Benchmark - Nifty 50 TRI	58.54%	18.58%	16.81%	18.23%
Value of Std Investment of ₹ 10,000	15854	16696	21757	240940

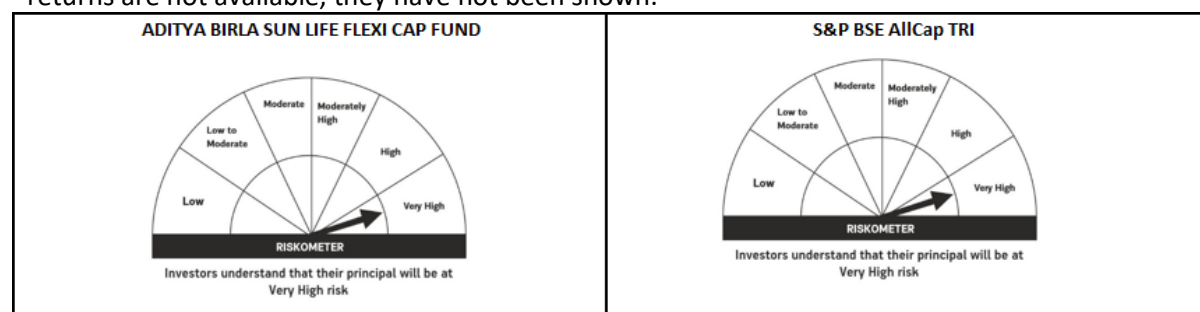
Past performance may or may not be sustained in future. The above performance is of Regular Plan - Growth Option. Kindly note that different plans have different expense structure. Load and Taxes are not considered for computation of returns. When scheme/additional benchmark returns are not available, they have not been shown.



ADITYA BIRLA SUN LIFE FLEXI CAP FUND

Investment Performance - Regular Plan - Growth	NAV as on September 30, 2021: ₹ 1165.08			
Inception - Aug 27, 1998	1 Year	3 Years	5 Years	Since Inception
Aditya Birla Sun Life Flexi Cap Fund	63.67%	19.71%	14.84%	22.86%
Value of Std Investment of ₹ 10,000	16367	17180	19984	1165080
Benchmark - S&P BSE All Cap Index TRI	64.20%	19.79%	16.68%	NA
Value of Std Investment of ₹ 10,000	16420	17215	21637	NA
Additional Benchmark - Nifty 50 TRI	58.54%	18.58%	16.81%	15.42%
Value of Std Investment of ₹ 10,000	15854	16696	21757	274916

Past performance may or may not be sustained in future. The above performance is of Regular Plan - Growth Option. Kindly note that different plans have different expense structure. Load and Taxes are not considered for computation of returns. When scheme/additional benchmark returns are not available, they have not been shown.



Sr. no	Funds Managed By Mr. Chanchal Khandelwal
1	Aditya Birla Sun Life India GenNext Fund
2	Aditya Birla Sun Life Special Opportunities Fund*
*Funds co-managed by Mr. Vinod Bhat *Funds co-managed by Mr. Anil Shah	

Sr. no	Funds Managed By Mr. Dhaval Shah
1	Aditya Birla Sun Life Equity Hybrid '95 Fund**
2	Aditya Birla Sun Life Pharma & Healthcare Fund
3	Aditya Birla Sun Life Regular Savings Fund**
4	Aditya Birla Sun Life Equity Savings Fund**

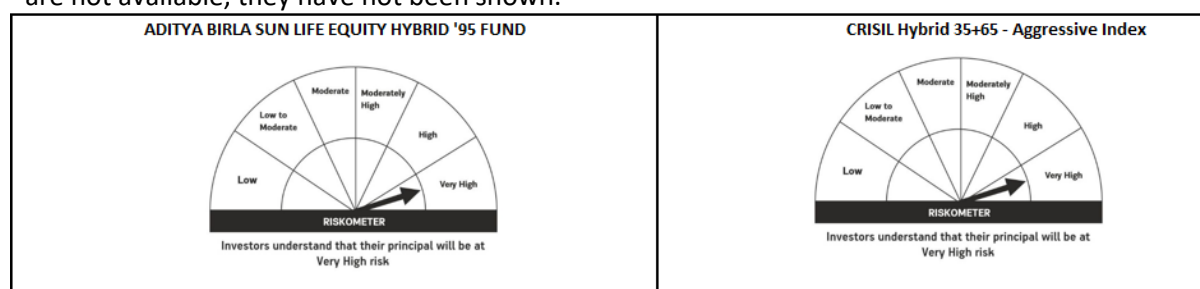
* Funds co-managed by Mr. Satyabrata Mohanty

** Funds co-managed by Mr. Harshil Suvarnkar ^ Funds co-managed by Mr. Lovelish Solanki

ADITYA BIRLA SUN LIFE EQUITY HYBRID '95 FUND

Investment Performance - Regular Plan - Growth	NAV as on September 30, 2021: ₹ 1077.89			
Inception - Feb 10, 1995	1 Year	3 Years	5 Years	Since Inception
Aditya Birla Sun Life Equity Hybrid '95 Fund	49.65%	14.28%	10.98%	19.19%
Value of Std Investment of ₹ 10,000	14965	14942	16844	1077890
Benchmark - CRISIL Hybrid 35+65 - Aggressive Index	39.66%	16.97%	14.17%	NA
Value of Std Investment of ₹ 10,000	13966	16025	19407	NA
Additional Benchmark - Nifty 50 TRI	58.54%	18.58%	16.81%	12.72%
Value of Std Investment of ₹ 10,000	15854	16696	21757	243159

Past performance may or may not be sustained in future. The above performance is of Regular Plan - Growth Option. Kindly note that different plans have different expense structure. Load and Taxes are not considered for computation of returns. When scheme/additional benchmark returns are not available, they have not been shown.

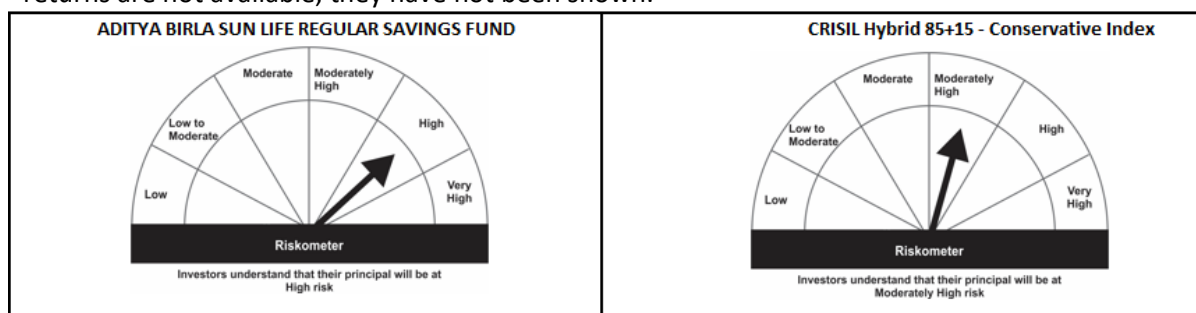


ADITYA BIRLA SUN LIFE REGULAR SAVINGS FUND

Investment Performance - Regular Plan - Growth	NAV as on September 30, 2021: ₹ 49.7494			
Inception - May 22, 2004	1 Year	3 Years	5 Years	Since Inception
Aditya Birla Sun Life Regular Savings Fund	23.91%	9.88%	7.52%	9.68%
Value of Std Investment of ₹ 10,000	12391	13275	14375	49749
Benchmark - CRISIL Hybrid 85+15 - Conservative Index	12.98%	12.00%	9.39%	8.80%
Value of Std Investment of ₹ 10,000	11298	14061	15668	43251
Additional Benchmark - CRISIL 10 Year Gilt Index	3.88%	9.17%	6.17%	5.81%
Value of Std Investment of ₹ 10,000	10388	13020	13491	26661

For internal use only and not for circulation

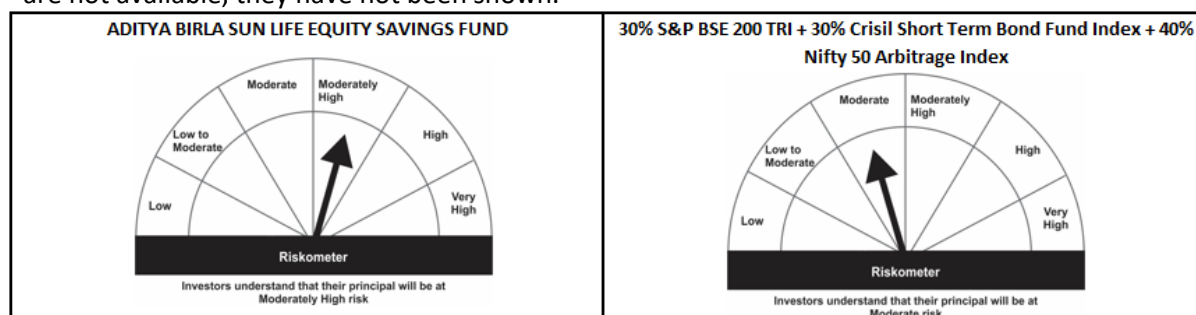
Past performance may or may not be sustained in future. The above performance is of Regular Plan - Growth Option. Kindly note that different plans have different expense structure. Load and Taxes are not considered for computation of returns. When scheme/additional benchmark returns are not available, they have not been shown.



ADITYA BIRLA SUN LIFE EQUITY SAVINGS FUND

Investment Performance - Regular Plan - Growth	NAV as on September 30, 2021: ₹ 17.52			
Inception - Nov 28, 2014	1 Year	3 Years	5 Years	Since Inception
Aditya Birla Sun Life Equity Savings Fund	24.17%	10.77%	8.18%	8.54%
Value of Std Investment of ₹ 10,000	12417	13602	14822	17520
Benchmark - 30% S&P BSE 200 TRI + 30% Crisil Short Term Bond Fund Index + 40% Nifty 50 Arbitrage Index				
	19.55%	10.62%	9.41%	8.86%
Value of Std Investment of ₹ 10,000	11955	13547	15681	17882
Additional Benchmark - CRISIL 10 Year Gilt Index	3.88%	9.17%	6.17%	7.47%
Value of Std Investment of ₹ 10,000	10388	13020	13491	16377

Past performance may or may not be sustained in future. The above performance is of Regular Plan - Growth Option. Kindly note that different plans have different expense structure. Load and Taxes are not considered for computation of returns. When scheme/additional benchmark returns are not available, they have not been shown.



Sr. no	Funds Managed By Mr. Vineet Maloo
1	Aditya Birla Sun Life Balanced Advantage Fund [^]
2	Aditya Birla Sun Life Dividend Yield Fund [^]
3	Aditya Birla Sun Life Infrastructure Fund
4	Aditya Birla Sun Life Dual Advantage - Series 2 [^]
5	Aditya Birla Sun Life PSU Equity Fund

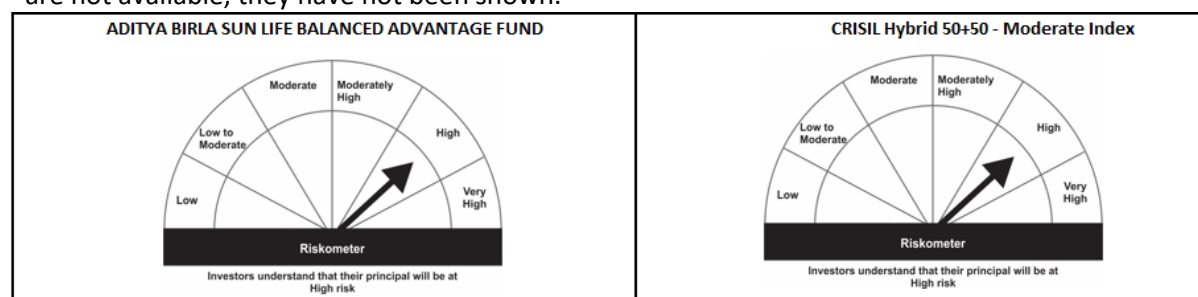
[^]Funds co-managed by Mr. Lovelish Solanki [^]Funds co-managed by Mr. Mohit Sharma

[^]Funds co-managed by Mr. Ajay Garg [^]Funds co-managed by Mr. Vinod Bhat

ADITYA BIRLA SUN LIFE BALANCED ADVANTAGE FUND

Investment Performance - Regular Plan - Growth	NAV as on September 30, 2021: ₹ 73.27			
Inception - Apr 25, 2000	1 Year	3 Years	5 Years	Since Inception
Aditya Birla Sun Life Balanced Advantage Fund	32.98%	13.33%	10.61%	9.73%
Value of Std Investment of ₹ 10,000	13298	14569	16562	73270
Benchmark - CRISIL Hybrid 50+50 - Moderate Index	31.17%	15.64%	12.85%	NA
Value of Std Investment of ₹ 10,000	13117	15483	18305	NA
Additional Benchmark - S&P BSE SENSEX TRI	56.96%	19.03%	17.60%	13.76%
Value of Std Investment of ₹ 10,000	15696	16888	22498	158718

Past performance may or may not be sustained in future. The above performance is of Regular Plan - Growth Option. Kindly note that different plans have different expense structure. Load and Taxes are not considered for computation of returns. When scheme/additional benchmark returns are not available, they have not been shown.



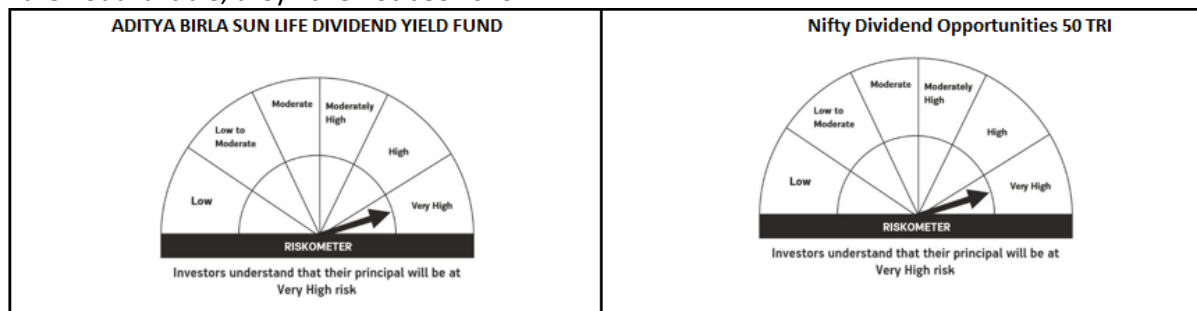
ADITYA BIRLA SUN LIFE DIVIDEND YIELD FUND

Investment Performance - Regular Plan - Growth	NAV as on September 30, 2021: ₹ 252.16			
Inception - Feb 26, 2003	1 Year	3 Years	5 Years	Since Inception
Aditya Birla Sun Life Dividend Yield Fund	56.33%	16.67%	11.51%	18.94%
Value of Std Investment of ₹ 10,000	15633	15901	17250	252160
Benchmark - Nifty Dividend Opportunities 50 Index TRI	62.91%	15.18%	15.38%	NA
Value of Std Investment of ₹ 10,000	16291	15297	20453	NA

For internal use only and not for circulation

Additional Benchmark - Nifty 50 TRI	58.54%	18.58%	16.81%	17.98%
Value of Std Investment of ₹ 10,000	15854	16696	21757	216889

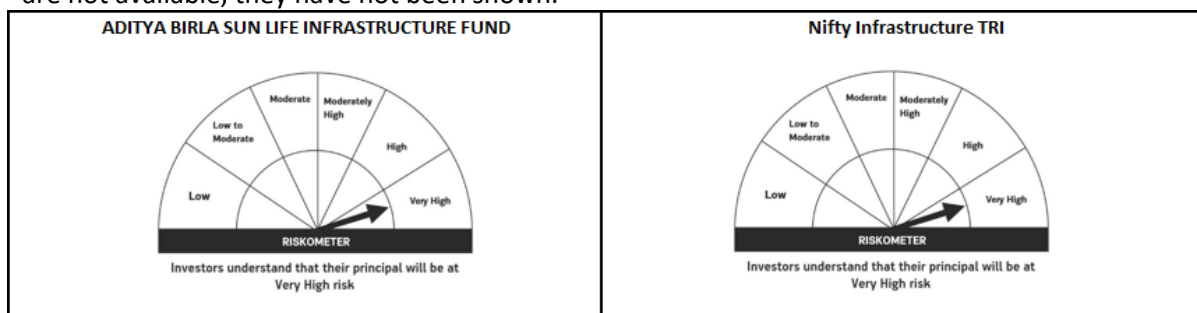
Past performance may or may not be sustained in future. The above performance is of Regular Plan - Growth Option. Kindly note that different plans have different expense structure. Load and Taxes are not considered for computation of returns. When scheme/additional benchmark returns are not available, they have not been shown.



ADITYA BIRLA SUN LIFE INFRASTRUCTURE FUND

Investment Performance - Regular Plan - Growth	NAV as on September 30, 2021: ₹ 50.31			
Inception - Mar 17, 2006	1 Year	3 Years	5 Years	Since Inception
Aditya Birla Sun Life Infrastructure Fund	93.35%	18.67%	12.13%	10.95%
Value of Std Investment of ₹ 10,000	19335	16737	17734	50310
Benchmark - Nifty Infrastructure TRI	65.65%	21.21%	14.35%	5.89%
Value of Std Investment of ₹ 10,000	16565	17836	19556	24333
Additional Benchmark - S&P BSE SENSEX TRI	56.96%	19.03%	17.60%	12.93%
Value of Std Investment of ₹ 10,000	15696	16888	22498	66264

Past performance may or may not be sustained in future. The above performance is of Regular Plan - Growth Option. Kindly note that different plans have different expense structure. Load and Taxes are not considered for computation of returns. When scheme/additional benchmark returns are not available, they have not been shown.



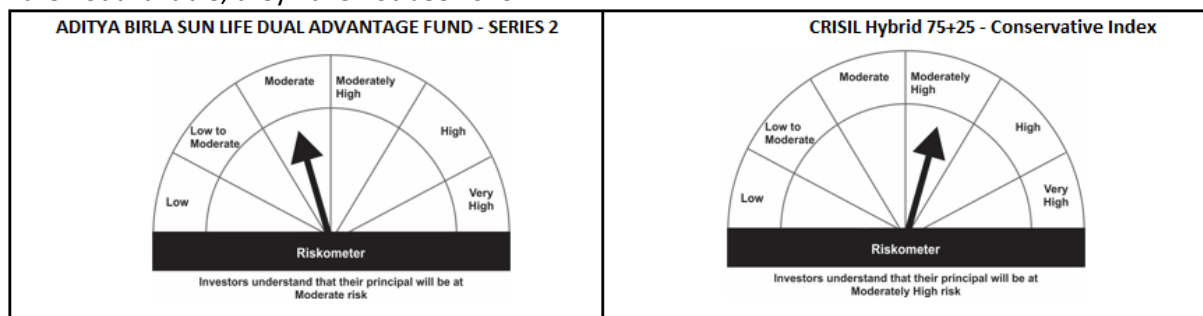
ADITYA BIRLA SUN LIFE DUAL ADVANTAGE FUND - SERIES 2

Investment Performance - Regular Plan - Growth	NAV as on September 30, 2021: ₹ 13.11	
Inception - Feb 01, 2019	1 Years	Since Inception

For internal use only and not for circulation

Aditya Birla Sun Life Dual Advantage - Series 2 - Growth	13.10%	10.69%
Value of Std Investment of ₹ 10,000	11310	13105
Benchmark - CRISIL Hybrid 75+25 Conservative Index	17.95%	13.51%
Value of Std Investment of ₹ 10,000	11795	14014
Additional Benchmark - CRISIL 10 Year Gilt Index	3.88%	8.28%
Value of Std Investment of ₹ 10,000	10388	12359

Past performance may or may not be sustained in future. The above performance is of Regular Plan - Growth Option. Kindly note that different plans have different expense structure. Load and Taxes are not considered for computation of returns. When scheme/additional benchmark returns are not available, they have not been shown.



Sr. no	Funds Managed By Mr. Satyabrata Mohanty
1	Aditya Birla Sun Life Equity Advantage Fund
2	Aditya Birla Sun Life Equity Hybrid '95 Fund*
3	Aditya Birla Sun Life Regular Savings Fund*
4	Aditya Birla Sun Life ESG Fund†

* Funds co-managed by Mr. Harshil Suvarnkar & Funds co-managed by Mr. Milind Bafna

@ Funds co-managed by Mr. Dhaval Shah † Funds co-managed by Mr. Vinod Bhat

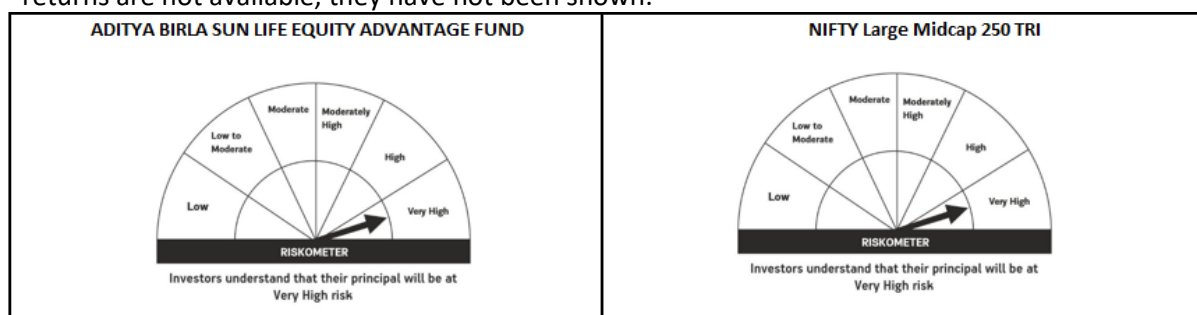
ADITYA BIRLA SUN LIFE EQUITY ADVANTAGE FUND

Investment Performance - Regular Plan - Growth	NAV as on September 30, 2021: ₹ 678.48			
Inception - Feb 24, 1995	1 Year	3 Years	5 Years	Since Inception
Aditya Birla Sun Life Equity Advantage Fund	66.45%	19.96%	13.93%	17.17%
Value of Std Investment of ₹ 10,000	16645	17291	19205	678480
Benchmark - Nifty Large Midcap 250 TRI	67.62%	21.18%	17.56%	NA
Value of Std Investment of ₹ 10,000	16762	17822	22460	NA
Additional Benchmark - Nifty 50 TRI	58.54%	18.58%	16.81%	12.80%
Value of Std Investment of ₹ 10,000	15854	16696	21757	246802

Past performance may or may not be sustained in future. The above performance is of Regular Plan - Growth Option. Kindly note that different plans have different expense structure. Load and

For internal use only and not for circulation

Taxes are not considered for computation of returns. When scheme/additional benchmark returns are not available, they have not been shown.



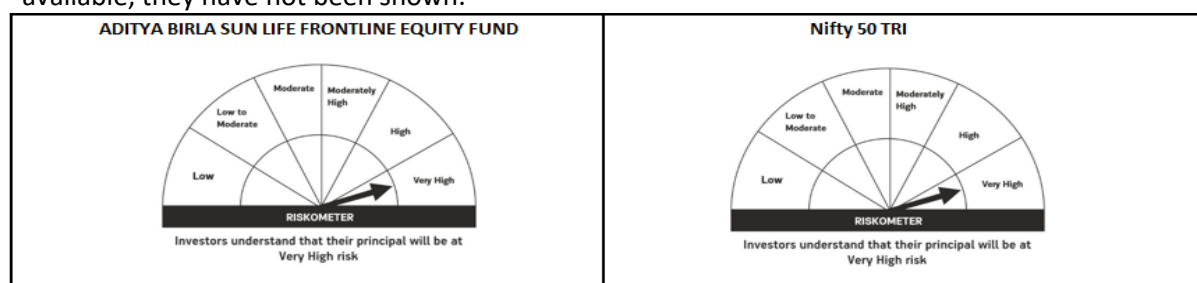
Sr. no	Funds Managed By Mr. Mahesh Patil
1	Aditya Birla Sun Life Frontline Equity Fund
2	Aditya Birla Sun Life Focused Equity Fund*
3	Aditya Birla Sun Life Multi Cap Fund @

*Funds co-managed by Mr. Kunal Sangoi @ Funds co-managed by Mr. Dhaval Shah, Mr. Harshil Suvarnkar & Mr. Vinod Bhat

ADITYA BIRLA SUN LIFE FRONTLINE EQUITY FUND

Investment Performance - Regular Plan - Growth	NAV as on September 30, 2021: ₹ 342.92			
Inception - Aug 30, 2002	1 Year	3 Years	5 Years	Since Inception
Aditya Birla Sun Life Frontline Equity Fund	60.34%	17.31%	13.61%	20.33%
Value of Std Investment of ₹ 10,000	16034	16165	18935	342920
Benchmark - Nifty 50 TRI	58.54%	18.58%	16.81%	17.74%
Value of Std Investment of ₹ 10,000	15854	16696	21757	226179
Additional Benchmark - S&P BSE SENSEX TRI	56.96%	19.03%	17.60%	18.99%
Value of Std Investment of ₹ 10,000	15696	16888	22498	276907

Past performance may or may not be sustained in future. The above performance is of Regular Plan - Growth Option. Kindly note that different plans have different expense structure. Load and Taxes are not considered for computation of returns. When scheme/additional benchmark returns are not available, they have not been shown.



ADITYA BIRLA SUN LIFE FOCUSED EQUITY FUND

For internal use only and not for circulation

Investment Performance - Regular Plan - Growth	NAV as on September 30, 2021: ₹ 92.4701			
Inception - Oct 24, 2005	1 Year	3 Years	5 Years	Since Inception
Aditya Birla Sun Life Focused Equity Fund	58.00%	18.22%	14.29%	14.97%
Value of Std Investment of ₹ 10,000	15800	16545	19511	92470
Benchmark - Nifty 50 TRI	58.54%	18.58%	16.81%	14.72%
Value of Std Investment of ₹ 10,000	15854	16696	21757	89378
Additional Benchmark - S&P BSE SENSEX TRI	56.96%	19.03%	17.60%	14.84%
Value of Std Investment of ₹ 10,000	15696	16888	22498	90853

Past performance may or may not be sustained in future. The above performance is of Regular Plan - Growth Option. Kindly note that different plans have different expense structure. Load and Taxes are not considered for computation of returns. When scheme/additional benchmark returns are not available, they have not been shown.

