

Birla Sun Life Mutual Fund Empower



Monthly Factsheet | April 2014

Sometimes, 3 opportunities knock at once.

3 equity investments, for your long-term goals.

Wealth Creation Solutions

Birla Sun Life

Frontline Equity Fund

(An Open ended Growth Scheme)

Birla Sun Life

Midcap Fund

(An Open ended Growth Scheme)

Birla Sun Life

Equity Fund

(An Open ended Growth Scheme)

For more details, please refer to page 11, 17 and 13 respectively. For product labelling, please refer to page 5.

Call toll-free 1-800-270-7000
(BSNL/MTNL)

Visit www.birlasunlife.com

sms 'GAIN' to 56161
(Premium SMS charges apply.)

The Financial Solution (Wealth Creation Solution) stated above is ONLY for highlighting the many advantages perceived from investments in Mutual Funds but does not in any manner, indicate or imply, either the quality of any particular Scheme or guarantee any specific performance/returns.

Mutual Fund investments are subject to market risks, read all scheme related documents carefully.

All About Mutual Funds	01
Investment Outlook	02
All Product Labeling Disclosures	05
Wealth Creation Solutions	09
Birla Sun Life '95 Fund	10
Birla Sun Life Frontline Equity Fund	11
Birla Sun Life Top 100 Fund	12
Birla Sun Life Equity Fund	13
Birla Sun Life Long Term Advantage Fund	14
Birla Sun Life MNC Fund	15
Birla Sun Life Dividend Yield Plus	16
Birla Sun Life Midcap Fund	17
Birla Sun Life Small & Midcap Fund	18
Birla Sun Life Advantage Fund	19
Birla Sun Life India GenNext Fund	20
Birla Sun Life Buy India Fund	21
Birla Sun Life Infrastructure Fund	22
Birla Sun Life Pure Value Fund	23
Birla Sun Life International Equity Fund - Plan A	24
Birla Sun Life International Equity Fund - Plan B	25
Birla Sun Life Commodity Equities Fund - Global Agri Plan (GAP)	26
Birla Sun Life India Reforms Fund	27
Birla Sun Life New Millennium Fund	28
Birla Sun Life India Opportunities Fund	29
Birla Sun Life Special Situations Fund	30
Birla Sun Life Asset Allocation Fund	31
Birla Sun Life Index Fund	34
Birla Sun Life Gold Fund	35
Birla Sun Life Gold ETF	36

Tax Savings Solutions	37
Birla Sun Life Tax Relief '96	38
Birla Sun Life Tax Plan	39
Regular Income Solutions	40
Birla Sun Life Monthly Income	41
Birla Sun Life MIP	42
Birla Sun Life MIP II - Wealth 25 Plan	43
Birla Sun Life MIP II - Savings 5 Plan	44
Savings Solutions	45
Birla Sun Life Cash Plus	46
Birla Sun Life Cash Manager	47
Birla Sun Life Savings Fund	48
Birla Sun Life Treasury Optimizer Plan (earlier Birla Sun Life Ultra Short Term Fund)	49
Birla Sun Life Dynamic Bond Fund	50
Birla Sun Life Short Term Opportunities Fund	51
Birla Sun Life Medium Term Plan	52
Birla Sun Life Short Term Fund	53
Birla Sun Life Income Plus	54
Birla Sun Life Floating Rate Fund - Short Term Plan	55
Birla Sun Life Floating Rate Fund - Long Term Plan	56
Birla Sun Life Gilt Plus	57
Birla Sun Life Government Securities Fund	58
Birla Sun Life Enhanced Arbitrage Fund	59
Close Ended Scheme Performance	60
SIP Performance (For Select Schemes)	61
Fund Manager Wise Scheme Performance	68
Funds at a Glance	69
Investment Objective	73
Dividend History	75
Industry Allocation	77

All About Mutual Funds



What is the way then to help you achieve your financial needs and goals? The answer can be mutual funds. Here are a few things about mutual funds that you must know in order to benefit from them:

What are mutual funds?

A mutual fund is a professionally managed collective investment scheme that pools money from many investors. This money is then invested in stocks, bonds, short-term money market instruments, and/or other securities.

Types of mutual funds

Mutual funds can broadly be classified as open ended or close ended. While open ended funds are available for subscription and repurchase on a continuous basis and do not have a fixed maturity period, close ended funds are open for subscription only during a specified period at the time of launch of the scheme and have a stipulated maturity period. The funds can further be classified according to the investment objective as:

- **Growth or equity funds:** The aim of growth funds is to provide capital appreciation over medium to long term. Such schemes normally invest a major part of their corpus in equities and have comparatively high risks.
- **Debt funds:** The objective of debt funds is to generate steady returns while aiming to preserve your capital. They invest only in fixed income instruments like company bonds, debentures, government securities etc.
- **Balanced funds:** These funds invest in both equity and debt in varying proportions. So, their average returns and risk profile also fall somewhere in between growth and debt funds.

How do mutual funds score over equities?

Unlike equity Investments, mutual fund investments do not

Rising expenses, children's education, unexpected emergencies and finally retirement – the demands on people's money seem to be ever-rising. And savings alone may not prove to be enough to meet them all. Making judicious investments though can make their money work harder. However, most people are reluctant to invest as they find it very puzzling. More so, they don't have the time to monitor the stock markets.

require you to analyze and track companies and the ways of the market. Also they can help them stay less affected by the fall in the prices of one particular stock as their returns are derived by overall performance of various stocks that the Mutual Fund invests in.

What's the right time to buy and sell mutual funds?

The right time to buy mutual funds is when the prices of the funds are low or falling. However, the holding period should be determined by the market conditions ideally. For eg. in growth funds a greater holding period can offer greater chance to benefit.

What are SIPs?

A systematic investment plan allows you to invest in a fund at regular intervals rather than a lump sum one time amount. SIPs are based on the principle of rupee cost averaging which can help make a fall in scheme's NAV work to the investor's advantage. When the NAV falls because of a fall in the market, SIP can help accumulate more units at lower rates while restraining them from going overboard in a rising market by giving fewer units at those higher levels. Further, by staying invested for a long period of time, they may also profit from the appreciation in equities tend to show over the long term.

How do I select the right mutual funds?

While choosing a mutual fund, it's important to keep your objectives, risk appetite and investment budget in mind. You should also keep in mind the performance of the fund over the last couple of years and check the exit load charged by a particular scheme which is charged as a percentage of NAV and has the effect of reducing returns by that amount.

By keeping these simple things in mind, you can make mutual fund investments that can work to your advantage and help in realizing your financial goals.



Investment Outlook

Equity Investment Outlook

Over last month, Indian equity markets registered strong gains with the Sensex and the Nifty scaling new highs after rising by 6.0% and 6.8% respectively. This was driven by gains in cyclical sectors like Banking, Industrial & Capital Goods, Cement, Infrastructure and Real Estate. Mid Cap and Small Cap names outshone with BSE Mid Cap Index and BSE Small Cap Index returning 9% and 9.7% respectively.

FII's upped their ante on India, pumping in an impressive ~\$3.6bn during the month, taking the YTD net inflow figure to ~\$4bn. Strong inflows into equity markets aided the currency as INR saw a significant move of 3% during the month that helped it break past the psychological 60 level. Strong traction in foreign portfolio investments is signaling the confidence in our economic growth turning around. In addition relative position of India is much better in comparison to other major emerging markets which are going through various range of problems from economic to political ones.

Macro variables are gradually falling in place for India:-

After three months of contraction, IIP data for surprised positively – coming in at 0.1% against consensus expectations of -0.9%. Meanwhile, the PMI reading for Mar'14 came at 51.3 vs 52.5 in Feb'14, indicating continuation of expansionary mode albeit at a slower pace. In line with this the core sector growth rate shot up to 4.5% in February'14 on the back of recovery in the output of electricity, coal and crude oil. This portends well for IIP nos as well.

- The trade deficit continues to be stable with February'14 print at \$8.1 billion compared with \$9.92 billion in January 2014. For Dec-2013 quarter, India's Current Account Deficit fell to its lowest in eight years to 0.9% due to government imposed curbs on gold imports.
- The wholesale price index (WPI) dipped to 4.68% in February against 5.05% previous month. CPI also eased to 8.10 percent against 8.79 percent. Untimely rainfall during the month of Mar'14 in some parts of India and talks of a strong El Nino this year have surfaced as a concerns. These factors can stoke up agricultural produce inflation which have been tamed after much difficulty. Hence, markets would be watching the Indian Meteorological Department (IMD)'s formal monsoon estimates which will be released on Apr 15th.

In spite of the recent rise in equity markets, in the context of a cyclical upturn, and the consequent earnings growth trajectory there seems to be potential for markets to move up. Investors should therefore allocate long-term surpluses to equity assets to build long-term wealth. In the near term, we are now entering earnings season that will coincide with the polling season. It would be natural to expect some volatility in markets depending on the latest breaking stories on media and the corporate results that come out. However, it is important to focus on overarching theme of a gradually unfolding cyclical recovery which could lead to higher equity market returns.



Investment Outlook

Debt Investment Outlook

Debt Macro outlook

As the last month of FY14 went by, all eyes were on what impact the key numbers would have on the first bi-monthly policy.

Growth Outlook

After de-growing for three consecutive months, IIP for Jan showed some improvement, rising from -0.2% to 0.1% in Jan. Core industrial production also picked up to 4.5% in Feb'14 from 1.6% in Jan'14. While favorable base effects have a lot to do with this YoY print, some improvement in manufacturing activity is visible as PMI manufacturing continued to expand in March'14. At ~4.7% (est) GDP for FY14, we have spent ~3 years of sub-potential growth. In FY15, as some political stability and better macro economic situation can be sighted, we expect GDP to pick up moderately to ~5.2% in FY15.

Inflation outlook

The normalization in vegetable prices continued in Feb'14. Accordingly, both retail and wholesale inflation rates fell to 8.1% and 4.7% in Feb'14 from 8.8% and 5.1% respectively in Jan'14. The decline in food inflation was the predominant reason for the decline in headline inflation for both metrics. On the other hand, core inflationary pressures persisted, thus, keeping retail inflation at still high levels. Going forward, there are immediate risks to the near term prints on account of untimely rains and distorted weather conditions which have affected some vegetable and food crop. Also, our sense is that the veggie prices normalization process is now over, so any big decline on that front is not expected. While food inflation may pose near term risks, we derive great comfort from the moderation in core inflationary pressures, particularly the ones exhibited by the CPI Industrial workers index. Accordingly, we expect CPI inflation to largely track the disinflationary glide path as projected by the UPCC (Urjit Patel Committee Report).

External Dynamics

The sharp correction in the current account deficit has clearly been the highlight of FY14. The trend continued well into Feb'14, when the trade deficit fell to 8.1bn\$. For Apr-Feb FY14, we have been able to save ~50bn\$ on the trade deficit front. Decline in gold imports, non-oil non-gold (NONG) imports and pick up in exports have been responsible for this correction. As we get into FY15, we expect CAD to moderate further. While gold imports would see some pick up in FY15, once the regulatory measures are withdrawn in a calibrated manner, exports should continue to grow and NONG imports should remain under check, even as a moderate recovery is underway.

Fiscal Front

Having shown a revised estimate of 4.6% for Fiscal deficit as a % of GDP in Feb'14, the FM seems to have an arduous task at hand. By Feb'14, we have more than exhausted our revised fiscal deficit target. To be able to meet this, sharp cut backs in expenditure are inevitable. As this is executed, the drag on headline GDP growth is also expected.

RBI policy

In its first bi-monthly policy, the RBI kept all interest rates unchanged. This was in line with our expectations. The moderation in inflation and its adherence to the glide path were the key reasons behind the move. The liquidity infusion mechanism saw some changes as the borrowing from LAF (Liquidity Adjustment Facility) window was restricted to 0.25% of NDTL (from 0.5% previously). To somewhat compensate for the same, the limit for 7 and 14 day term repo was raised to 0.75% of NDTL (from 0.5% previously). The idea behind this

move is to keep call money rate as close as possible to the repo rate and gradually move towards 14 day term repo as the operating rate in line with the UPCC recommendation. Going forward, we expect RBI to stay on hold as inflation trajectory behaves in line with the anticipated glide path.

Credit Outlook

Credit growth moderated further in March (till 21st March 2014) with YoY growth declining to 14.26% in line with the sluggish trend that we have witnessed over the recent past.



Source: RBI, Bloomberg

Crisil's latest Modified Credit Ratio (ratio of upgrades to downgrades) shows improvement to 0.79 in FY14; it was at 0.62 in H2FY13. CRISIL believes that credit quality pressures are bottoming out.

GNPAs of scheduled commercial banks increased to 4.1% as on December 31, 2013 from 4%. Slippages in SCBs have declined to 3.2% in Q3FY14 from 3.6% in Q2FY14 and 4.2% in Q1FY14. Also standard restructured advances of banks have redced to 5.9% in December 2013 from 6.3% primarily on account of conversion of state power utility loans to bonds(Source- ICRA)

In the last couple of quarter, several investors have started to chase credit spreads and issuances in the structured space, with 'lenient' terms offered to issuers. We continue to evaluate credit opportunities selectively, which we believe shall benefit accrual investors in the long run.

Market Outlook and Portfolio Positioning

Monetary policy tone was mixed. For bears, the guidance that 'RBI will look through anomalies such as favorable base effect from June 2014 to November 2014' appeared hawkish whereas for bulls, the guidance that 'monetary policy is appropriately placed and that if inflation sticks to glide path the need for further rate hikes may not be required' was a dovish statement. However the might of bears prevailed as technical factors such as supply helped them drive markets down by massive 15-25bps at the start of this month.

Nevertheless, we continue to believe that softening core inflation, improving BOP, moderating overall inflation and elevated absolute levels on Sovereign securities shall bode well for the investors as fundamentals eventually overtake the supply technical.

We believe that yield levels on Government securities are at unprecedented levels and thus extremely attractive however volatility is here to stay in this new era in which AAA corporate bonds are trading at almost similar levels as that of comparative Sovereign securities. It is in this view a longer time horizon and patience shall prove to be the virtues for shrewd investors in long bond funds at this stage.



Wealth Creation Solutions

What are Wealth Creation Solutions?

Our Wealth Creation Solutions aim to grow your money through equity/gold investments and are available in a range of conservative to aggressive options.

Who can benefit from Wealth Creation Solutions?

These solutions can be ideal for investors who are planning for future expenses, like higher education of children, marriage, buying a home etc. These solutions are available in the range of aggressive to conservative options to suit the needs of the investor.



Tax Savings Solutions

What are Tax Savings Solutions?


Our Tax Savings Solutions help to reduce your tax burden and at the same time, aim to grow your money through equity investments.

Who can benefit from Tax Savings Solutions?

Tax saving is important, especially when investors can save up to ₹ 30,900 in taxes! Section 80C of the Income Tax Act, 1961 provides options to save tax by reducing the taxable income by up to ₹ 1 lakh. But, wealth creation is also important. Isn't it? That's why this solution is ideal for investors who would like to create wealth along with tax saving.

Tax savings of ₹ 30,900 is calculated assuming qualifying amount of deduction is ₹ 1 lakh & investor falls in the top income tax slab of 30% & includes applicable cess. Investors are advised to consult their tax advisor in view of individual nature of tax benefits.

Further, Tax deduction(s) available u/s 80C of the Income Tax Act, 1961 is subject to conditions specified therein. Investors are requested to note that fiscal laws may change from time to time and there can be no guarantee that the current tax position may continue in the future.



Regular Income Solutions

What are Regular Income Solutions?

Our Regular Income Solutions aim to preserve your money and provide regular income.

Who can benefit from Regular Income Solutions?

This is an ideal solution for investors who are interested in alternative modes of regular income, either in present or after retirement stage, and have low propensity for risk. (Regular income is not assured & is subject to availability of distributable surplus.)



Savings Solutions

What are Savings Solutions?

Our Savings Solutions are aimed at preserving your money, providing you with liquidity and giving you tax-efficient returns.

Who can benefit from Savings Solutions?

This is an ideal solution for investors who have low - medium propensity for risk and high liquidity. These can be ideal for first time investors in mutual funds.




The Financial Solution(s) stated above is ONLY for highlighting the many advantages perceived from investments in Mutual Funds but does not in any manner, indicate or imply, either the quality of any particular Scheme or guarantee any specific performance/returns.

All Product Labeling Disclosures

WEALTH CREATION SOLUTIONS	
Name of Scheme	This product is suitable for investors who are seeking*:
Birla Sun Life '95 Fund (An Open ended Balanced Scheme)	<ul style="list-style-type: none"> long term capital growth and income investment predominantly in equity and equity related securities as well as debt and money market instruments high risk  (BROWN)
Birla Sun Life Frontline Equity Fund (An Open ended Growth Scheme)	<ul style="list-style-type: none"> long term capital growth investments in equity and equity related securities, diversified across various industries in line with the benchmark index, S&P BSE 200 high risk  (BROWN)
Birla Sun Life Top 100 Fund (An Open ended Growth Scheme)	<ul style="list-style-type: none"> long term capital growth investments in equity and equity related securities of top 100 companies as measured by market capitalisation high risk  (BROWN)
Birla Sun Life Equity Fund (An Open ended Growth Scheme)	<ul style="list-style-type: none"> long term capital growth investments in equity and equity related securities high risk  (BROWN)
Birla Sun Life Long Term Advantage Fund (An Open ended Diversified Equity Scheme)	<ul style="list-style-type: none"> long term capital growth investments in equity and equity related securities high risk  (BROWN)
Birla Sun Life MNC Fund (An Open ended Growth Scheme)	<ul style="list-style-type: none"> long term capital growth investments primarily in equity and equity related securities of multinational companies (MNCs) high risk  (BROWN)
Birla Sun Life Dividend Yield Plus (An Open ended Growth Scheme)	<ul style="list-style-type: none"> long term capital growth investments in equity and equity related securities of companies having relatively high dividend yield high risk  (BROWN)
Birla Sun Life Midcap Fund (An Open ended Growth Scheme)	<ul style="list-style-type: none"> long term capital growth investments primarily in mid cap stocks high risk  (BROWN)
Birla Sun Life Small & Midcap Fund (An Open ended Small and Mid Cap Equity Scheme)	<ul style="list-style-type: none"> long term capital growth investments predominantly in equity and equity related securities of companies considered to be small and midcap. high risk  (BROWN)
Birla Sun Life Advantage Fund (An Open ended Growth Scheme)	<ul style="list-style-type: none"> long term capital growth investments in equity and equity related securities high risk  (BROWN)
Birla Sun Life India GenNext Fund (An Open ended Growth scheme)	<ul style="list-style-type: none"> long term capital growth investments in equity and equity related securities of companies that are expected to benefit from the rising consumption patterns in India fuelled by high disposable incomes high risk  (BROWN)
Birla Sun Life Buy India Fund (An Open ended Growth Scheme)	<ul style="list-style-type: none"> long term capital growth investments in equity and equity related securities of companies driven by India's large population and inherent consumption patterns with focus on consumer and healthcare sectors high risk  (BROWN)
Birla Sun Life Infrastructure Fund (An Open ended Growth Scheme)	<ul style="list-style-type: none"> long term capital growth investments in equity and equity related securities of companies that are participating in the growth and development of Infrastructure in India high risk  (BROWN)
Birla Sun Life Pure Value Fund (An Open ended Diversified Equity Scheme)	<ul style="list-style-type: none"> long term capital growth investments in equity and equity related securities by following value investing strategy. high risk  (BROWN)
Birla Sun Life International Equity Fund-Plan A (An Open ended Diversified Equity Scheme)	<ul style="list-style-type: none"> long term capital growth investments predominantly in equity and equity related securities in the international markets high risk  (BROWN)
Birla Sun Life International Equity Fund-Plan B (An Open ended Diversified Equity Scheme)	<ul style="list-style-type: none"> long term capital growth investments in equity and equity related securities in the domestic market (65 to 75%) and in international markets (25 to 35%) high risk  (BROWN)












*Investors should consult their financial advisors if in doubt about whether the product is suitable for them.

Note : Risk is represented as:



 (BLUE) Investors understand that their principal will be at low risk	 (YELLOW) Investors understand that their principal will be at medium risk	 (BROWN) Investors understand that their principal will be at high risk
--------------------------------------------------------------------------------------------------------------------------------------------------------	---------------------------------------------------------------------------------------------------------------------------------------------------------------	--------------------------------------------------------------------------------------------------------------------------------------------------------------



All Product Labeling Disclosures

Name of Scheme	This product is suitable for investors who are seeking*:
Birla Sun Life Commodity Equities Fund - Global Agri Plan (GAP) (An Open ended Growth Scheme)	<ul style="list-style-type: none"> long term capital growth investments in stocks of Agri commodity companies, i.e., companies engaged in or focusing on the Agri business, whether issued in India or overseas high risk  (BROWN)
Birla Sun Life India Reforms Fund (An Open ended Equity Scheme)	<ul style="list-style-type: none"> long term capital growth investments in equity and equity related securities of companies expected to benefit from the economic reforms, PSU divestment and increased government spending high risk  (BROWN)
Birla Sun Life New Millennium Fund (An Open ended Growth Scheme)	<ul style="list-style-type: none"> long term capital growth investments in equity and equity related securities with a focus on investing in IT, media, telecom related and other technology enabled companies high risk  (BROWN)
Birla Sun Life India Opportunities Fund (An Open ended Growth Scheme)	<ul style="list-style-type: none"> long term capital growth investments in equity and equity related securities of companies that seek to leverage India's competitive advantages in global outsourcing theme. high risk  (BROWN)
Birla Sun Life Special Situations Fund (An Open ended Diversified Equity Scheme)	<ul style="list-style-type: none"> long term capital growth investments in equity and equity related securities by following investment strategy that would take advantage of Special Situations like buy backs, open offers, demerger etc. & contrarian investment style. high risk  (BROWN)
Birla Sun Life Asset Allocation Fund – Aggressive Plan (An Open ended Fund of Funds Scheme)	<ul style="list-style-type: none"> long term capital growth and income investments in basket of equity and debt mutual fund schemes high risk  (BROWN)
Birla Sun Life Asset Allocation Fund – Moderate Plan (An Open ended Fund of Funds Scheme)	<ul style="list-style-type: none"> long term capital growth and income investments in basket of equity and debt mutual fund schemes medium risk  (YELLOW)
Birla Sun Life Asset Allocation Fund – Conservative Plan (An Open ended Fund of Funds Scheme)	<ul style="list-style-type: none"> long term capital growth and income investments in basket of debt and equity mutual fund schemes medium risk  (YELLOW)
Birla Sun Life Index Fund (An Open ended Index Linked Scheme)	<ul style="list-style-type: none"> long term capital growth investments in stocks in line with CNX Nifty and / or in exchange traded derivatives on the CNX Nifty to generate comparable returns, subject to tracking errors. high risk  (BROWN)
Birla Sun Life Gold Fund (An Open ended Fund of Fund Scheme)	<ul style="list-style-type: none"> returns in line with performance of Birla Sun Life Gold ETF (BSL GETF) over long term investments predominantly in units of Birla Sun Life Gold ETF. BSL GETF invests in physical gold of 99.5% purity (fineness) high risk  (BROWN)
Birla Sun Life Gold ETF (An Open ended Gold Exchange Traded Fund)	<ul style="list-style-type: none"> returns that are in line with the performance of gold over long term, subject to tracking errors. investments in physical gold of 99.5% purity (fineness) high risk  (BROWN)




TAX SAVINGS SOLUTIONS

Birla Sun Life Tax Relief '96 (An Open Ended Equity Linked Savings Scheme (ELSS) with a lock-in of 3 years)	<ul style="list-style-type: none"> long term capital growth investments in equity and equity related securities, with tax benefit under section 80C, subject to eligibility high risk  (BROWN)
Birla Sun Life Tax Plan (An Open ended Equity Linked Savings Scheme (ELSS) with a lock-in of 3 years)	<ul style="list-style-type: none"> long term capital growth investments in equity and equity related securities, with tax benefit under section 80C, subject to eligibility high risk  (BROWN)

#Tax deduction(s) available u/s 80C of the Income Tax Act, 1961 is subject to conditions specified therein. **Investors are requested to note that Fiscal laws may change from time to time and there can be no guarantee that the current tax position may continue in the future.** Investors are advised to consult their tax advisor in view of individual nature of tax implication.














*Investors should consult their financial advisors if in doubt about whether the product is suitable for them.

Note : Risk is represented as:

 (BLUE) Investors understand that their principal will be at low risk	 (YELLOW) Investors understand that their principal will be at medium risk	 (BROWN) Investors understand that their principal will be at high risk
--------------------------------------------------------------------------------------------------------------------------------------------------------	---------------------------------------------------------------------------------------------------------------------------------------------------------------	--------------------------------------------------------------------------------------------------------------------------------------------------------------






All Product Labeling Disclosures

REGULAR INCOME SOLUTIONS	
Name of Scheme	This product is suitable for investors who are seeking*:
Birla Sun Life Monthly Income (An Open ended Income Scheme. Monthly income is not assured and is subject to availability of distributable surplus)	<ul style="list-style-type: none"> regular income with capital growth over medium to long term investments in debt and money market instruments as well as equity and equity related securities [upto 15%] medium risk  (YELLOW)
Birla Sun Life MIP (An Open ended Income Scheme. Monthly income is not assured and is subject to availability of distributable surplus)	<ul style="list-style-type: none"> regular income with capital growth over medium to long term. investments in debt and money market instruments as well as equity and equity related securities [upto 15%]. medium risk  (YELLOW)
Birla Sun Life MIP II - Wealth 25 Plan (An Open ended Income Scheme. Monthly income is not assured and is subject to availability of distributable surplus)	<ul style="list-style-type: none"> regular income with capital growth over medium to long term investments in debt and money market instruments as well as equity and equity related securities [20-30%] medium risk  (YELLOW)
Birla Sun Life MIP II - Savings 5 Plan (An Open ended Income Scheme. Monthly income is not assured and is subject to availability of distributable surplus)	<ul style="list-style-type: none"> regular income with capital growth over medium to long term investments in debt and money market instruments as well as equity and equity related securities [0-10%] medium risk  (YELLOW)
SAVINGS SOLUTIONS	
Birla Sun Life Cash Plus (An Open ended Liquid Scheme)	<ul style="list-style-type: none"> reasonable returns with high levels of safety and convenience of liquidity over short term investments in high quality debt and money market instruments with maturity of upto 91 days only low risk  (BLUE)
Birla Sun Life Cash Manager (An Open ended Income Scheme)	<ul style="list-style-type: none"> reasonable returns with convenience of liquidity over short term investments in a basket of debt and money market instruments of very short maturities low risk  (BLUE)
Birla Sun Life Savings Fund (An Open ended Short Term Income Scheme)	<ul style="list-style-type: none"> reasonable returns with convenience of liquidity over short term investments in debt and money market instruments low risk  (BLUE)
Birla Sun Life Treasury Optimizer Plan (earlier Birla Sun Life Ultra Short Term Fund) (An Open ended Short Term Income Scheme)	<ul style="list-style-type: none"> reasonable returns with convenience of liquidity over short term investments in debt and money market securities with relatively low levels of interest rate risk low risk  (BLUE)
Birla Sun Life Dynamic Bond Fund (An Open ended Income Scheme)	<ul style="list-style-type: none"> income with capital growth over short term investments in actively managed portfolio of high quality debt and money market instruments including government securities. low risk  (BLUE)
Birla Sun Life Short Term Opportunities Fund (An Open ended Income Scheme)	<ul style="list-style-type: none"> income with capital growth over short to medium term investments in debt and money market instruments with short to medium term maturities across the credit spectrum within the investment grade medium risk  (YELLOW)
Birla Sun Life Medium Term Plan (An Open ended Income Scheme)	<ul style="list-style-type: none"> income with capital growth over medium to long term investments in debt and money market instruments medium risk  (YELLOW)
Birla Sun Life Short Term Fund (An Open ended Income Scheme)	<ul style="list-style-type: none"> income with capital growth over short term investments in debt and money market instruments. low risk  (BLUE)
Birla Sun Life Income Plus (An Open ended Income Scheme)	<ul style="list-style-type: none"> income with capital growth over medium to long term investments in a combination of debt and money market instruments including government securities of varying maturities medium risk  (YELLOW)











*Investors should consult their financial advisors if in doubt about whether the product is suitable for them.

Note : Risk is represented as:

 (BLUE) Investors understand that their principal will be at low risk	 (YELLOW) Investors understand that their principal will be at medium risk	 (BROWN) Investors understand that their principal will be at high risk
--------------------------------------------------------------------------------------------------------------------------------------------------------	---------------------------------------------------------------------------------------------------------------------------------------------------------------	--------------------------------------------------------------------------------------------------------------------------------------------------------------






All Product Labeling Disclosures

Name of Scheme	This product is suitable for investors who are seeking*:
Birla Sun Life Floating Rate Fund - Short Term Plan (An Open ended Income Scheme)	<ul style="list-style-type: none"> reasonable returns with convenience of liquidity over short term investments in debt and money market instruments with maturity of upto 91 days only low risk  (BLUE)
Birla Sun Life Floating Rate Fund - Long Term Plan (An Open ended Income Scheme)	<ul style="list-style-type: none"> income with capital growth over short term investments in a mix of fixed and floating rate debt and money market instruments low risk  (BLUE)
Birla Sun Life Gilt Plus - Liquid Plan (An Open ended Government Securities Scheme)	<ul style="list-style-type: none"> income with capital growth over short term investments exclusively in Government Securities low risk  (BLUE)
Birla Sun Life Gilt Plus - PF Plan (An Open ended Government Securities Scheme)	<ul style="list-style-type: none"> income with capital growth over medium to long term investments exclusively in Government Securities low risk  (BLUE)
Birla Sun Life Gilt Plus - Regular Plan (An Open ended Government Securities Scheme)	<ul style="list-style-type: none"> credit risk-free returns based on their own view on interest rate scenario over short to medium term investments in a portfolio of Central Government securities of around 10 year average maturity. low risk  (BLUE)
Birla Sun Life Government Securities Fund - Long Term Plan (An Open ended Gilt Scheme)	<ul style="list-style-type: none"> income with capital growth over medium to long term investments exclusively in Government Securities low risk  (BLUE)
Birla Sun Life Government Securities Fund - Short Term Plan (An Open ended Gilt Scheme)	<ul style="list-style-type: none"> income with capital growth over short term investments exclusively in Government Securities low risk  (BLUE)
Birla Sun Life Enhanced Arbitrage Fund (An Open ended Equity Scheme)	<ul style="list-style-type: none"> income over short term investments in equity and equity related securities including derivatives for taking advantage from the price differentials/ mis-pricing prevailing for stock/index in various segments (Cash & Futures) low risk  (BLUE)
CLOSE ENDED SCHEMES - PRODUCT LABEL	
Birla Sun Life Capital Protection Oriented Fund - Series 7, 12, 13 & 14 (A Close ended Capital Protection Oriented Scheme)	<ul style="list-style-type: none"> capital protection and capital appreciation linked to equity market at the end of medium / long term tenure investments in highest rated debt and money market instruments maturing on or before the tenure of the scheme and exposure to derivative instruments (long call options) low risk  (BLUE)
Birla Sun Life Capital Protection Oriented Fund - Series 9, 10, 11, 16, 17, 18 & 19 (A Close ended Capital Protection Oriented Scheme)	<ul style="list-style-type: none"> capital protection and capital appreciation linked to equity market at the end of medium / long term tenure investments in highest rates debt and money market instruments maturing on or before the tenure of the scheme and equity and equity related securities low risk  (BLUE)

*Investors should consult their financial advisors if in doubt about whether the product is suitable for them.

Note : Risk is represented as:

 (BLUE) Investors understand that their principal will be at low risk	 (YELLOW) Investors understand that their principal will be at medium risk	 (BROWN) Investors understand that their principal will be at high risk
--------------------------------------------------------------------------------------------------------------------------------------------------------	---------------------------------------------------------------------------------------------------------------------------------------------------------------	--------------------------------------------------------------------------------------------------------------------------------------------------------------





Wealth Creation Solutions



What are Wealth Creation Solutions?

Our Wealth Creation Solutions aim to grow your money through equity/gold investments and are available in a range of conservative to aggressive options.

Who can benefit from Wealth Creation Solutions?

Equity may be considered as an ideal option to give attractive long term returns and hence may be used for funding long-term needs (like child's education, buying a home etc.)

Benefits of Wealth Creation Solutions:

Tax Free Returns: No capital gains tax (on withdrawal) if you stay invested for over a year as per current tax laws.

Invest in the long-term to overcome short-term ups and downs.

Risk is lowered: Mutual funds invest in many companies and funds are managed by experts; which can be considered as an alternative to direct investment in shares.

Investors are requested to consult their tax advisor before investing for individual nature of tax benefit. The Financial Solution (Wealth Creation Solution) stated above is ONLY for highlighting the many advantages perceived from investments in Mutual Funds but does not in any manner, indicate or imply, either the quality of any particular Scheme or guarantee any specific performance/returns.



Birla Sun Life '95 Fund



WEALTH CREATION
SOLUTIONS

What is it?

A fund that seeks to achieve long-term growth of your investment at moderate levels of risk by striking a balance between potential growth of equity and relative safety of debt.

As on March 31, 2014

Fund Details

Fund Manager: Mr. Mahesh Patil & Mr. Prasad Dhonde
Managing Fund Since: January 16, 2014
Total Experience: 22 years & 13 years
Date of inception: February 10, 1995
Nature of the scheme: An Open-ended Balanced Scheme

Application Amount for fresh subscription*:

₹ 5,000 (plus in multiples of ₹ 1)

Min.Addl.Investment:

₹ 1,000 (plus in multiples of ₹ 1)

SIP:

Monthly: Minimum ₹ 1,000/- plus 5 post dated cheques for a minimum of ₹ 1,000/- each; **Quarterly:** Minimum ₹ 5,000/- plus 3 post dated cheques for a minimum of ₹ 5,000/- each.

NAV of Plans / Options (₹)

Regular Plan

Growth: 392.61

Dividend: 116.01

Direct Plan^s

Growth: 395.62

Dividend: 125.76

Benchmark: CRISIL Balanced Fund Index

Quarterly Average AUM: ₹ 646.17 Crores

(as on 31st March 2014)

Load Structure (as % of NAV) (Incl. for SIP)

Entry Load: Nil

Exit Load:** 1% if redeemed / switched out within 365 days from the date of allotment.

**Exit Load is NIL for units issued in Bonus & Dividend Reinvestment.

Other Parameter

Modified Duration: 4.06 years

Yield to Maturity: 10.17%

Standard Deviation: 12.04%

Sharpe Ratio##: -0.09

Beta: 0.96

Note:

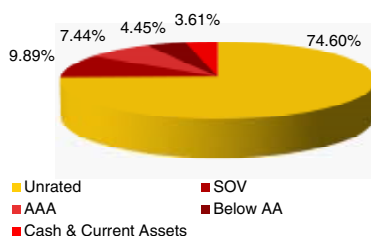
Standard Deviation & Sharpe Ratio are calculated on Annualised basis using 3 years history of monthly returns, source: MFI Explorer.

Risk-free rate assumed to be 8.825% (91 day T-bill yield as on Mar 31, 2014).

Past performance may or may not be sustained in future. Returns greater than 1 year period are compounded annualized. Dividends are assumed to be reinvested and bonus is adjusted. Load is not taken into consideration. For SIP returns, monthly investment of equal amounts invested on the 1st day of every month has been considered.

^s'Direct Plan' is only for investors who purchase / subscribe Units in a Scheme directly with the Mutual Fund and is not available for investors who route their investments through a Distributor. For further details, Investors are advised to refer to Addendum no. 44/2012 dated December 27, 2012 available on our website www.birlasunlife.com

Rating Profile of portfolio



Investment Performance - Regular Plan - Dividend

NAV as on March 31, 2014: ₹ 116.01

Date of Inception: Feb 10, 1995	NAV Per Unit. * (₹)	Birla Sun Life '95 Fund (%)	CRISIL Balanced Fund Index # (%)	CNX Nifty ## (%)	Value of Standard Investment of ₹ 10000 in		
					Birla Sun Life '95 Fund (₹)	CRISIL Balanced Fund Index # (₹)	CNX Nifty ## (₹)
Since inception till March 31, 2014 (CAGR)	10.00	21.40	N/A	10.24	409907	N/A	64640
March 28, 2013 to March 31, 2014 (Absolute)	103.30	18.30	13.40	17.98	11830	11340	11798
March 30, 2012 to March 28, 2013 (Absolute)	99.55	8.61	8.18	7.31	10861	10818	10731
March 31, 2011 to March 30, 2012 (Absolute)	113.69	-2.54	-3.17	-9.23	9746	9683	9077

Scheme Benchmark, ## Additional Benchmark, * As on start of period considered above.

Past performance may or may not be sustained in future. Returns for dividend option would assume reinvestment of tax free dividends declared at the then prevailing NAV. Load and Taxes are not considered for computation of returns. When scheme benchmark returns are not available, they have not been shown.

Total Schemes Co-Managed by Fund Managers is 1. Total Schemes managed by Mr. Mahesh Patil is 6. Total Schemes managed by Mr. Prasad Dhonde is 18. Refer annexure on page no. 68 to know more on performance of schemes managed by Fund Managers.

Top Ten Portfolio Holdings

Issuer	% to net Assets	Rating	Issuer	% to net Assets	Rating
State Government Securities	6.66%		Rural Electrification Corporation Ltd	3.67%	CRISIL AAA
DLF Ltd	4.45%	ICRA A	Infosys Ltd	3.49%	
ICICI Bank Ltd	4.32%		Government of India	3.23%	
Larsen & Toubro Ltd	4.32%		HDFC Bank Ltd	2.84%	
LIC Housing Finance Ltd	3.70%	CRISIL AAA	Tata Motors Ltd	2.54%	

Birla Sun Life Mutual Fund
Empower



Birla Sun Life Frontline Equity Fund



WEALTH CREATION
SOLUTIONS

What is it?

A diversified equity fund that invests across sectors in line with S&P BSE 200 Index, with a bias for large caps but not exclusively focused on them.

As on March 31, 2014

Fund Details

Fund Manager: Mr. Mahesh Patil
Managing Fund Since: November 17, 2005
Total Experience: 22 years
Date of inception: August 30, 2002
Nature of the scheme: An Open-ended Growth Scheme

Application Amount for fresh subscription*:

₹ 5,000 (plus in multiples of ₹ 1)

Min.Addl.Investment:

₹ 1,000 (plus in multiples of ₹ 1)

SIP:

Monthly: Minimum ₹ 1,000/- plus 5 post dated cheques for a minimum of ₹ 1,000/- each; **Quarterly:** Minimum ₹ 5,000/- plus 3 post dated cheques for a minimum of ₹ 5,000/- each.

NAV of Plans / Options (₹)

Regular Plan

Growth: 116.17

Dividend: 23.55

Direct Plan*

Growth: 117.28

Dividend: 26.16

Benchmark: S&P BSE 200

Quarterly Average AUM: ₹ 3,916.66 Crores

(as on 31st March 2014)

Load Structure (as % of NAV) (Incl. for SIP)

Entry Load: Nil

Exit Load:** 1% if redeemed / switched out within 365 days from the date of allotment.

**Exit Load is NIL for units issued in Bonus & Dividend Reinvestment.

Other Parameter

Standard Deviation: 16.85%

Sharpe Ratio##: 0.01

Beta: 0.91

Note:

Standard Deviation, Sharpe Ratio & Beta are calculated on Annualised basis using 3 years history of monthly returns, source: MFI Explorer

Risk-free rate assumed to be 8.825% (91 day T-bill yield as on Mar 31, 2014).

Past performance may or may not be sustained in future. Returns greater than 1 year period are compounded annualized. Dividends are assumed to be reinvested and bonus is adjusted. Load is not taken into consideration. For SIP returns, monthly investment of equal amounts invested on the 1st day of every month has been considered.

Investment Performance - Regular Plan - Growth

NAV as on March 31, 2014: ₹ 116.17

Date of Inception: Aug 30, 2002	NAV Per Unit. * (₹)	Birla Sun Life Frontline Equity Fund (%)	S&P BSE 200 # (%)	CNX Nifty ## (%)	Value of Standard Investment of ₹ 10000 in		
					Birla Sun Life Frontline Equity Fund (₹)	S&P BSE 200 # (₹)	CNX Nifty ## (₹)
Since inception till							
March 31, 2014 (CAGR)	10.00	23.56	18.42	17.73	116170	70992	66339
March 28, 2013 to March 31, 2014 (Absolute)	94.67	22.71	17.19	17.98	12271	11719	11798
March 30, 2012 to March 28, 2013 (Absolute)	83.07	13.96	6.03	7.31	11396	10603	10731
March 31, 2011 to March 30, 2012 (Absolute)	89.90	-7.60	-9.28	-9.23	9240	9072	9077

Scheme Benchmark, ## Additional Benchmark, * As on start of period considered above.

Past performance may or may not be sustained in future. Returns for dividend option would assume reinvestment of tax free dividends declared at the then prevailing NAV. Load and Taxes are not considered for computation of returns.

Total Schemes managed by Mr. Mahesh Patil is 6. Refer annexure on page no. 68 to know more on performance of schemes managed by Fund Managers.

Top Ten Portfolio Holdings

Issuer	% to net Assets	Issuer	% to net Assets
ICICI Bank Ltd	5.89%	HDFC Bank Ltd	3.45%
Larsen & Toubro Ltd	4.69%	Tata Consultancy Services Ltd	3.08%
ITC Ltd	4.69%	Tata Motors Ltd	2.77%
Reliance Industries Ltd	3.77%	Dr. Reddy's Laboratories Ltd	2.61%
Infosys Ltd	3.68%	State Bank of India	2.58%

Birla Sun Life Top 100 Fund



WEALTH CREATION
SOLUTIONS

What is it?

A large cap focused fund that invests in equity and equity related securities of top 100 companies in India as measured by market capitalization.

As on March 31, 2014

Fund Details

Fund Manager: Mr. Mahesh Patil
Managing Fund Since: July 29, 2010
Total Experience: 22 years
Date of inception: October 24, 2005
Nature of the scheme: An Open-ended Growth Scheme

Application Amount for fresh subscription*:

₹ 5,000 (plus in multiples of ₹ 1)

Min.Addl.Investment:

₹ 1,000 (plus in multiples of ₹ 1)

SIP:

Monthly: Minimum ₹ 1,000/- plus 5 post dated cheques for a minimum of ₹ 1,000/- each; **Quarterly:** Minimum ₹ 5,000/- plus 3 post dated cheques for a minimum of ₹ 5,000/- each.

NAV of Plans / Options (₹)

Regular Plan

Growth: 30.5352

Dividend: 14.3660

Direct Plan[§]

Growth: 30.7815

Dividend: 17.5345

Benchmark: CNX Nifty

Quarterly Average AUM: ₹ 341.09 Crores

(as on 31st March 2014)

Load Structure (as % of NAV) (Incl .for SIP)

Entry Load: Nil

Exit Load:** For redemption / switch-out of units within 365 days from the date of allotment: 1.50% of applicable NAV. For redemption / switch-out of units after 365 days but before 540 days from the date of allotment: 0.50%. For redemption / switch-out of units after 540 days from the date of allotment: Nil. (w.e.f. February 04, 2014).
****Exit Load is NIL for units issued in Bonus & Dividend Reinvestment.**

Other Parameter

Standard Deviation: 17.10%

Sharpe Ratio##: 0.05

Beta: 0.93

Note:

Standard Deviation, Sharpe Ratio & Beta are calculated on Annualised basis using 3 years history of monthly returns, source: MFI Explorer

Risk-free rate assumed to be 8.825% (91 day T-bill yield as on Mar 31, 2014).

Past performance may or may not be sustained in future. Returns greater than 1 year period are compounded annualized. Dividends are assumed to be reinvested and bonus is adjusted. Load is not taken into consideration. For SIP returns, monthly investment of equal amounts invested on the 1st day of every month has been considered.

Investment Performance - Regular Plan - Growth

NAV as on March 31, 2014: ₹ 30.5352

Date of Inception: Oct 24, 2005	NAV Per Unit. * (₹)	Birla Sun Life Top 100 Fund (%)	CNX Nifty # (%)	S&P BSE SENSEX ## (%)	Value of Standard Investment of ₹ 10000 in		
					Birla Sun Life Top 100 Fund (₹)	CNX Nifty # (₹)	S&P BSE SENSEX ## (₹)
Since inception till March 31, 2014 (CAGR)	10.00	14.14	12.97	13.10	30535	27994	28263
March 28, 2013 to March 31, 2014 (Absolute)	24.31	25.58	17.98	18.85	12558	11798	11885
March 30, 2012 to March 28, 2013 (Absolute)	22.12	9.94	7.31	8.23	10994	10731	10823
March 31, 2011 to March 30, 2012 (Absolute)	23.14	-4.42	-9.23	-10.50	9558	9077	8950

Scheme Benchmark, ## Additional Benchmark, * As on start of period considered above.

Past performance may or may not be sustained in future. Returns for dividend option would assume reinvestment of tax free dividends declared at the then prevailing NAV. Load and Taxes are not considered for computation of returns.

Total Schemes managed by Mr. Mahesh Patil is 6. Refer annexure on page no. 68 to know more on performance of schemes managed by Fund Managers.

[§]'Direct Plan' is only for investors who purchase /subscribe Units in a Scheme directly with the Mutual Fund and is not available for investors who route their investments through a Distributor. For further details, Investors are advised to refer to Addendum no. 44/2012 dated December 27, 2012 available on our website www.birlasunlife.com

Top Ten Portfolio Holdings

Issuer	% to net Assets	Issuer	% to net Assets
ICICI Bank Ltd	5.74%	Tata Consultancy Services Ltd	3.01%
Larsen & Toubro Ltd	5.14%	Reliance Industries Ltd	2.89%
Infosys Ltd	3.71%	Axis Bank Ltd	2.76%
HDFC Bank Ltd	3.57%	Tata Motors Ltd	2.74%
ITC Ltd	3.09%	State Bank of India	2.66%

Birla Sun Life Mutual Fund
Empower



Birla Sun Life Equity Fund



WEALTH CREATION
SOLUTIONS

What is it?

A Diversified Equity Fund that looks for opportunities without any sectoral or market cap bias with the aim to give you long term growth of capital.

As on March 31, 2014

Fund Details

Fund Manager: Mr. Anil Shah
Managing Fund Since: October 03, 2012
Total Experience: 24 years
Date of inception: August 27, 1998
Nature of the scheme: An Open-ended Growth Scheme

Application Amount for fresh subscription*:

₹ 5,000 (plus in multiples of ₹ 1)

Min.Addl.Investment:

₹ 1,000 (plus in multiples of ₹ 1)

SIP:

Monthly: Minimum ₹ 1,000/- plus 5 post dated cheques for a minimum of ₹ 1,000/- each; **Quarterly:** Minimum ₹ 5,000/- plus 3 post dated cheques for a minimum of ₹ 5,000/- each.

NAV of Plans / Options (₹)

Regular Plan

Growth: 319.89
Dividend: 68.76

Direct Plan[§]

Growth: 322.48
Dividend: 73.02

Benchmark: S&P BSE 200

Quarterly Average AUM: ₹ 652.41 Crores
(as on 31st March 2014)

Load Structure (as % of NAV) (Incl. for SIP)

Entry Load: Nil
Exit Load:** 1% if redeemed switched out within 365 days from the date of allotment.
**Exit Load is NIL for units issued in Bonus & Dividend Reinvestment.

Other Parameter

Standard Deviation: 18.07%
Sharpe Ratio##: -0.09
Beta: 0.96

Note:

Standard Deviation & Sharpe Ratio are calculated on Annualised basis using 3 years history of monthly returns, source: MFI Explorer.

Risk-free rate assumed to be 8.825% (91 day T-bill yield as on Mar 31, 2014).

Past performance may or may not be sustained in future. Returns greater than 1 year period are compounded annualized. Dividends are assumed to be reinvested and bonus is adjusted. Load is not taken into consideration. For SIP returns, monthly investment of equal amounts invested on the 1st day of every month has been considered.

Investment Performance - Regular Plan - Growth

NAV as on March 31, 2014: ₹ 319.89

Date of Inception: Aug 27, 1998	NAV Per Unit * (₹)	Birla Sun Life Equity Fund (%)	S&P BSE 200 # (%)	CNX Nifty ## (%)	Value of Standard Investment of ₹ 10000 in		
					Birla Sun Life Equity Fund (₹)	S&P BSE 200 # (₹)	CNX Nifty ## (₹)
Since inception till March 31, 2014 (CAGR)	10.00	24.87	14.82	13.92	319890	86328	76405
March 28, 2013 to March 31, 2014 (Absolute)	252.69	26.59	17.19	17.98	12659	11719	11798
March 30, 2012 to March 28, 2013 (Absolute)	236.56	6.82	6.03	7.31	10682	10603	10731
March 31, 2011 to March 30, 2012 (Absolute)	260.06	-9.04	-9.28	-9.23	9096	9072	9077

Scheme Benchmark, ## Additional Benchmark, * As on start of period considered above.

Past performance may or may not be sustained in future. Returns for dividend option would assume reinvestment of tax free dividends declared at the then prevailing NAV. Load and Taxes are not considered for computation of returns.

Total Schemes managed by Anil Shah is 4. Refer annexure on page no. 68 to know more on performance of schemes managed by Fund Managers.

[§]'Direct Plan' is only for investors who purchase /subscribe Units in a Scheme directly with the Mutual Fund and is not available for investors who route their investments through a Distributor. For further details, Investors are advised to refer to Addendum no. 44/2012 dated December 27, 2012 available on our website www.birlasunlife.com

Top Ten Portfolio Holdings

Issuer	% to net Assets	Issuer	% to net Assets
Tech Mahindra Ltd	6.80%	Lupin Ltd	3.39%
Larsen & Toubro Ltd	5.03%	Cairn India Ltd	2.91%
ICICI Bank Ltd	4.54%	Strides Arcolab Ltd	2.87%
HDFC Bank Ltd	3.67%	HCL Technologies Ltd	2.70%
Indusind Bank Ltd	3.66%	Sesa Sterlite Ltd	2.61%

Birla Sun Life Long Term Advantage Fund



WEALTH CREATION
SOLUTIONS

What is it?

An Open ended Equity fund that invests in a Diversified portfolio of equity and equity related securities

As on March 31, 2014

Fund Details

Fund Manager: Mr. Mahesh Patil
Managing Fund Since: October 03, 2012
Total Experience: 22 years
Date of inception: October 10, 2006
Nature of the scheme: An Open Ended Diversified Equity Scheme

Application Amount for fresh subscription*:

₹ 5,000 (plus in multiples of ₹ 1)

Min.Addl.Investment:

₹ 1,000 (plus in multiples of ₹ 1)

SIP:

Monthly: Minimum ₹ 1,000/- plus 5 post dated cheques for a minimum of ₹ 1,000/- each; **Quarterly:** Minimum ₹ 5,000/- plus 3 post dated cheques for a minimum of ₹ 5,000/- each.

NAV of Plans / Options (₹)

Regular Plan

Growth: 18.01

Dividend: 16.64

Direct Plan^s

Growth: 18.17

Dividend: 16.78

Benchmark: S&P BSE 200

Quarterly Average AUM: ₹ 125.98 Crores

(as on 31st March 2014)

Load Structure (as % of NAV) (Incl. for SIP)

Entry Load: Nil

Exit Load: For redemption / switch-out of units within 365 days from the date of allotment: 1.50% of applicable NAV. For redemption / switch-out of units after 365 days but within 540 days from the date of allotment: 0.50%. For redemption / switch-out of units after 540 days from the date of allotment: Nil. (w.e.f. February 04, 2014)

Other Parameter

Standard Deviation: 16.83%

Sharpe Ratio##: -0.02

Beta: 0.95

Note:

Standard Deviation & Sharpe Ratio are calculated on Annualised basis using 3 years history of monthly returns, source: MFI Explorer.

Risk-free rate assumed to be 8.825% (91 day T-bill yield as on Mar 31, 2014).

Past performance may or may not be sustained in future. Returns greater than 1 year period are compounded annualized. Dividends are assumed to be reinvested and bonus is adjusted. Load is not taken into consideration. For SIP returns, monthly investment of equal amounts invested on the 1st day of every month has been considered.

Investment Performance - Regular Plan - Growth

NAV as on March 31, 2014: ₹ 18.01

Date of Inception: Oct 10, 2006	NAV Per Unit. * (₹)	Birla Sun Life Long Term Advantage Fund (%)	S&P BSE 200 # (%)	CNX Nifty ## (%)	Value of Standard Investment of ₹ 10000 in		
					Birla Sun Life Long Term Advantage Fund (₹)	S&P BSE 200 # (₹)	CNX Nifty ## (₹)
Since inception till March 31, 2014 (CAGR)	10.00	8.19	8.09	8.79	18010	17896	18774
March 28, 2013 to March 31, 2014 (Absolute)	14.35	25.51	17.19	17.98	12551	11719	11798
March 30, 2012 to March 28, 2013 (Absolute)	13.36	7.41	6.03	7.31	10741	10603	10731
March 31, 2011 to March 30, 2012 (Absolute)	14.11	-5.32	-9.28	-9.23	9468	9072	9077

Scheme Benchmark, ## Additional Benchmark, * As on start of period considered above.

Past performance may or may not be sustained in future. Returns for dividend option would assume reinvestment of tax free dividends declared at the then prevailing NAV. Load and Taxes are not considered for computation of returns.

Total Schemes managed by Mr. Mahesh Patil is 6. Refer annexure on page no. 68 to know more on performance of schemes managed by Fund Managers.

Top Ten Portfolio Holdings

Issuer	% to net Assets	Issuer	% to net Assets
ITC Ltd	6.02%	Axis Bank Ltd	3.25%
ICICI Bank Ltd	4.93%	Housing Development Finance Corporation Ltd	3.18%
Reliance Industries Ltd	4.72%	Infosys Ltd	3.17%
HDFC Bank Ltd	4.17%	Tata Consultancy Services Ltd	2.81%
Larsen & Toubro Ltd	4.17%	HCL Technologies Ltd	2.61%

Birla Sun Life Mutual Fund
Empower



Birla Sun Life MNC Fund



WEALTH CREATION
SOLUTIONS

What is it?

The fund that invests in securities of multinational companies in order to achieve long-term growth of capital with relatively moderate levels of risk.

As on March 31, 2014

Fund Details

Fund Manager: Mr. Ajay Garg
Managing Fund Since: June 18, 2009
Total Experience: 21 years
Date of inception: December 27, 1999
Nature of the scheme: An Open-ended Growth Scheme

Application Amount for fresh subscription*:

₹ 5,000 (plus in multiples of ₹ 1)
Min.Addl.Investment:
₹ 1,000 (plus in multiples of ₹ 1)

SIP:

Monthly: Minimum ₹ 1,000/- plus 5 post dated cheques for a minimum of ₹ 1,000/- each; **Quarterly:** Minimum ₹ 5,000/- plus 3 post dated cheques for a minimum of ₹ 5,000/- each.

NAV of Plans / Options (₹)

Regular Plan

Growth: 308.44
Dividend: 95.83

Direct Plan*

Growth: 310.35
Dividend: 105.25

Benchmark: CNX MNC

Quarterly Average AUM: ₹ 443.70 Crores

(as on 31st March 2014)

Load Structure (as % of NAV) (Incl. for SIP)

Entry Load: Nil
Exit Load:** 1% if redeemed / switched out within 365 days from the date of allotment
**Exit Load is NIL for units issued in Bonus & Dividend Reinvestment.

Other Parameter

Standard Deviation: 16.01%
Sharpe Ratio##: 0.36
Beta: 0.75

Note:

Standard Deviation, Sharpe Ratio & Beta are calculated on Annualised basis using 3 years history of monthly returns, source: MFI Explorer

Risk-free rate assumed to be 8.825% (91 day T-bill yield as on Mar 31, 2014).

Past performance may or may not be sustained in future. Returns greater than 1 year period are compounded annualized. Dividends are assumed to be reinvested and bonus is adjusted. Load is not taken into consideration. For SIP returns, monthly investment of equal amounts invested on the 1st day of every month has been considered.

Investment Performance - Regular Plan - Growth

NAV as on March 31, 2014: ₹ 308.44

Date of Inception: Dec 27, 1999	NAV Per Unit. * (₹)	Birla Sun Life MNC Fund (%)	CNX MNC # (%)	CNX Nifty ## (%)	Value of Standard Investment of ₹ 10000 in		
					Birla Sun Life MNC Fund (₹)	CNX MNC # (₹)	CNX Nifty ## (₹)
Since inception till							
March 31, 2014 (CAGR)	36.11	16.22	9.59	11.43	85417	36947	46814
March 28, 2013 to							
March 31, 2014 (Absolute)	240.68	28.15	26.72	17.98	12815	12672	11798
March 30, 2012 to							
March 28, 2013 (Absolute)	230.29	4.51	-3.17	7.31	10451	9683	10731
March 31, 2011 to							
March 30, 2012 (Absolute)	205.01	12.33	9.84	-9.23	11233	10984	9077

Scheme Benchmark, ## Additional Benchmark, * As on start of period considered above.

Past performance may or may not be sustained in future. Returns for dividend option would assume reinvestment of tax free dividends declared at the then prevailing NAV. Load and Taxes are not considered for computation of returns.

Total Schemes managed by Mr. Ajay Garg is 10. Refer annexure on page no. 68 to know more on performance of schemes managed by Fund Managers.

Top Ten Portfolio Holdings

Issuer	% to net Assets	Issuer	% to net Assets
ICRA Ltd	10.33%	Wyeth Ltd	5.02%
ING Vysya Bank Ltd	9.80%	Bosch Ltd	4.95%
Bayer CropScience Ltd	6.98%	Maruti Suzuki India Ltd	4.84%
Honeywell Automation India Ltd	5.32%	CRISIL Ltd	4.56%
Hindustan Unilever Ltd	5.18%	Cummins India Ltd	3.11%

Birla Sun Life Mutual Fund
Empower



Birla Sun Life Dividend Yield Plus



WEALTH CREATION
SOLUTIONS

What is it?

A fund that invests in high dividend paying companies across market cap which typically have steady cash flow generation.

As on March 31, 2014

Fund Details

Fund Manager: Mr. Naysar Shah & Mr. Vineet Maloo
Managing Fund Since: January 16, 2014
Total Experience: 13 years & 9 years
Date of inception: February 26, 2003
Nature of the scheme: An Open-ended Growth Scheme

Application Amount for fresh subscription*:

₹ 5,000 (plus in multiples of ₹ 1)

Min.Addl.Investment:

₹ 1,000 (plus in multiples of ₹ 1)

SIP:

Monthly: Minimum ₹ 1,000/- plus 5 post dated cheques for a minimum of ₹ 1,000/- each; **Quarterly:** Minimum ₹ 5,000/- plus 3 post dated cheques for a minimum of ₹ 5,000/- each.

NAV of Plans / Options (₹)

Regular Plan

Growth: 98.88

Dividend: 13.15

Direct Plan*

Growth: 99.68

Dividend: 14.35

Benchmark: CNX 500

Quarterly Average AUM: ₹ 989.32 Crores

(as on 31st March 2014)

Load Structure (as % of NAV) (Incl. for SIP)

Entry Load: Nil

Exit Load:** 1% if redeemed / switched out within 365 days from the date of allotment.

**Exit Load is NIL for units issued in Bonus & Dividend Reinvestment.

Other Parameter

Standard Deviation: 16.32%

Sharpe Ratio##: -0.22

Beta: 0.82

Note:

Standard Deviation, Sharpe Ratio & Beta are calculated on Annualised basis using 3 years history of monthly returns, source: MFI Explorer

Risk-free rate assumed to be 8.825% (91 day T-bill yield as on Mar 31, 2014).

Past performance may or may not be sustained in future. Returns greater than 1 year period are compounded annualized. Dividends are assumed to be reinvested and bonus is adjusted. Load is not taken into consideration. For SIP returns, monthly investment of equal amounts invested on the 1st day of every month has been considered.

Investment Performance - Regular Plan - Growth

NAV as on March 31, 2014: ₹ 98.88

Date of Inception: Feb 26, 2003	NAV Per Unit. * (₹)	Birla Sun Life Dividend Yield Plus (%)	CNX 500 # (%)	CNX Nifty ## (%)	Value of Standard Investment of ₹ 10000 in		
					Birla Sun Life Dividend Yield Plus (₹)	CNX 500 # (₹)	CNX Nifty ## (₹)
Since inception till March 31, 2014 (CAGR)	10.00	22.93	19.07	18.18	98880	69396	63871
March 28, 2013 to March 31, 2014 (Absolute)	86.28	14.60	17.72	17.98	11460	11772	11798
March 30, 2012 to March 28, 2013 (Absolute)	86.12	0.19	5.13	7.31	10019	10513	10731
March 31, 2011 to March 30, 2012 (Absolute)	84.77	1.59	-8.75	-9.23	10159	9125	9077

Scheme Benchmark, ## Additional Benchmark, * As on start of period considered above.

Past performance may or may not be sustained in future. Returns for dividend option would assume reinvestment of tax free dividends declared at the then prevailing NAV. Load and Taxes are not considered for computation of returns.

Total Schemes Co-Managed by Fund Managers is 1. Total Schemes managed by Mr. Naysar Shah is 4. Total Schemes managed by Mr. Vineet Maloo is 11. Refer annexure on page no. 68 to know more on performance of schemes managed by Fund Managers.

Top Ten Portfolio Holdings

Issuer	% to net Assets	Issuer	% to net Assets
ICICI Bank Ltd	7.55%	Axis Bank Ltd	3.29%
Infosys Ltd	7.17%	Tata Motors Ltd	2.95%
ITC Ltd	4.96%	NMDC Ltd	2.53%
Tata Consultancy Services Ltd	4.14%	Akzo Nobel India Ltd	2.47%
Cummins India Ltd	3.47%	Wyeth Ltd	2.20%

Birla Sun Life Midcap Fund



WEALTH CREATION
SOLUTIONS

What is it?

A fund that provides an opportunity to invest in mid-sized companies which can be potential leaders of tomorrow.

As on March 31, 2014

Fund Details

Fund Manager: Mr. Hitesh Zaveri
Managing Fund Since: January 16, 2014
Total Experience: 10 Years
Date of inception: October 03, 2002
Nature of the scheme: An Open-ended Growth Scheme

Application Amount for fresh subscription*:

₹ 5,000 (plus in multiples of ₹ 1)

Min.Addl.Investment:

₹ 1,000 (plus in multiples of ₹ 1)

SIP:

Monthly: Minimum ₹ 1,000/- plus 5 post dated cheques for a minimum of ₹ 1,000/- each; **Quarterly:** Minimum ₹ 5,000/- plus 3 post dated cheques for a minimum of ₹ 5,000/- each.

NAV of Plans / Options (₹)

Regular Plan

Growth: 126.92

Dividend: 22.02

Direct Plan*

Growth: 127.89

Dividend: 24.02

Benchmark: CNX Midcap

Quarterly Average AUM: ₹ 963.09 Crores
(as on 31st March 2014)

Load Structure (as % of NAV) (Incl. for SIP)

Entry Load: Nil

Exit Load:** 1% if redeemed / switched out within 365 days from the date of allotment.
**Exit Load is NIL for units issued in Bonus & Dividend Reinvestment

Other Parameter

Standard Deviation: 17.56%

Sharpe Ratio##: -0.14

Beta: 0.75

Note:

Standard Deviation, Sharpe Ratio & Beta are calculated on Annualised basis using 3 years history of monthly returns, source: MFI Explorer

Risk-free rate assumed to be 8.825% (91 day T-bill yield as on Mar 31, 2014).

Past performance may or may not be sustained in future. Returns greater than 1 year period are compounded annualized. Dividends are assumed to be reinvested and bonus is adjusted. Load is not taken into consideration. For SIP returns, monthly investment of equal amounts invested on the 1st day of every month has been considered.

Investment Performance - Regular Plan - Growth

NAV as on March 31, 2014: ₹ 126.92

Date of Inception: Oct 03, 2002	NAV Per Unit. * (₹)	Birla Sun Life Midcap Fund (%)	CNX Midcap # (%)	CNX Nifty ## (%)	Value of Standard Investment of ₹ 10000 in		
					Birla Sun Life Midcap Fund (₹)	CNX Midcap # (₹)	CNX Nifty ## (₹)
Since inception till March 31, 2014 (CAGR)	10.00	24.73	21.71	18.54	126920	95729	70704
March 28, 2013 to March 31, 2014 (Absolute)	107.72	17.82	16.36	17.98	11782	11636	11798
March 30, 2012 to March 28, 2013 (Absolute)	104.40	3.18	-4.02	7.31	10318	9598	10731
March 31, 2011 to March 30, 2012 (Absolute)	105.46	-1.01	-4.09	-9.23	9899	9591	9077

Scheme Benchmark, ## Additional Benchmark, * As on start of period considered above.

Past performance may or may not be sustained in future. Returns for dividend option would assume reinvestment of tax free dividends declared at the then prevailing NAV. Load and Taxes are not considered for computation of returns.

Total Schemes managed by Mr. Hitesh Zaveri is 2. Refer annexure on page no. 68 to know more on performance of schemes managed by Fund Managers.

Top Ten Portfolio Holdings

Issuer	% to net Assets	Issuer	% to net Assets
Motherhood Sumi Systems Ltd	6.09%	Solar Industries India Ltd	3.09%
The Federal Bank Ltd	3.79%	Aurobindo Pharma Ltd	3.09%
ING Vysya Bank Ltd	3.49%	Glenmark Pharmaceuticals Ltd	2.97%
MRF Ltd	3.37%	Eicher Motors Ltd	2.95%
IPCA Laboratories Ltd	3.36%	Tech Mahindra Ltd	2.77%

Birla Sun Life Small & Midcap Fund



WEALTH CREATION
SOLUTIONS

What is it?

An Equity fund that aims to generate growth and capital appreciation by investing predominantly in equity and equity related securities of companies considered to be small and mid cap.

As on March 31, 2014

Fund Details

Fund Manager: Mr. Hitesh Zaveri
Managing Fund Since: January 16, 2014
Total Experience: 10 years
Date of inception: May 31, 2007
Nature of the scheme: An Open-ended Small & Mid Cap Equity Scheme

Application Amount for fresh subscription*:

₹ 5,000 (plus in multiples of ₹ 1)

Min.Addl.Investment:

₹ 1,000 (plus in multiples of ₹ 1)

SIP:

Monthly: Minimum ₹ 1,000/- plus 5 post dated cheques for a minimum of ₹ 1,000/- each; **Quarterly:** Minimum ₹ 5,000/- plus 3 post dated cheques for a minimum of ₹ 5,000/- each.

NAV of Plans / Options (₹)

Regular Plan
 Growth: 14.7823
 Dividend: 13.9026

Direct Plan*
 Growth: 14.9165
 Dividend: 14.4596

Benchmark: CNX Midcap

Quarterly Average AUM: ₹ 84.59 Crores
 (as on 31st March 2014)

Load Structure (as % of NAV) (Incl. for SIP)

Entry Load: Nil
Exit Load:** 1% if redeemed / switched out within 365 days from the date of allotment.
 **Exit Load is NIL for units issued in Bonus & Dividend Reinvestment.

Other Parameter

Standard Deviation: 16.73%
Sharpe Ratio##: -0.02
Beta: 0.70

Note:

Standard Deviation & Sharpe Ratio are calculated on Annualised basis using 3 years history of monthly returns, source: MFI Explorer.

Risk-free rate assumed to be 8.825% (91 day T-bill yield as on Mar 31, 2014).

Past performance may or may not be sustained in future. Returns greater than 1 year period are compounded annualized. Dividends are assumed to be reinvested and bonus is adjusted. Load is not taken into consideration. For SIP returns, monthly investment of equal amounts invested on the 1st day of every month has been considered.

Investment Performance - Regular Plan - Growth

NAV as on March 31, 2014: ₹ 14.7823

Date of Inception: May 31, 2007	NAV Per Unit. * (₹)	Birla Sun Life Small & Midcap Fund (%)	CNX Midcap # (%)	CNX Nifty ## (%)	Value of Standard Investment of ₹ 10000 in		
					Birla Sun Life Small & Midcap Fund (₹)	CNX Midcap # (₹)	CNX Nifty ## (₹)
Since inception till March 31, 2014 (CAGR)	10.00	5.88	6.37	6.73	14782	15259	15606
March 28, 2013 to March 31, 2014 (Absolute)	11.81	25.14	16.36	17.98	12514	11636	11798
March 30, 2012 to March 28, 2013 (Absolute)	11.61	1.72	-4.02	7.31	10172	9598	10731
March 31, 2011 to March 30, 2012 (Absolute)	11.58	0.28	-4.09	-9.23	10028	9591	9077

Scheme Benchmark, ## Additional Benchmark, * As on start of period considered above.

Past performance may or may not be sustained in future. Returns for dividend option would assume reinvestment of tax free dividends declared at the then prevailing NAV. Load and Taxes are not considered for computation of returns.

Total Schemes managed by Mr. Hitesh Zaveri is 2. Refer annexure on page no. 68 to know more on performance of schemes managed by Fund Managers.

Top Ten Portfolio Holdings

Issuer	% to net Assets	Issuer	% to net Assets
Jubilant Life Sciences Ltd	5.20%	Jagran Prakashan Ltd	3.29%
Balkrishna Industries Ltd	5.00%	Repco Home Finance Ltd	3.06%
The Jammu & Kashmir Bank Ltd	4.37%	Bajaj Finance Ltd	3.05%
City Union Bank Ltd	4.21%	The Federal Bank Ltd	2.99%
VA Tech Wabag Ltd	4.00%	ING Vysya Bank Ltd	2.98%

Birla Sun Life Advantage Fund



WEALTH CREATION
SOLUTIONS

What is it?

A Diversified Equity Fund that aims to achieve long-term growth of capital, at relatively moderate levels of risk through a research-based investment approach.

As on March 31, 2014

Fund Details

Fund Manager: Mr. Satyabrata Mohanty
Managing Fund Since: October 17, 2011
Total Experience: 14 years
Date of inception: February 24, 1995
Nature of the scheme: An Open-ended Growth Scheme

Application Amount for fresh subscription*:

₹ 5,000 (plus in multiples of ₹ 1)

Min.Addl.Investment:

₹ 1,000 (plus in multiples of ₹ 1)

SIP:

Monthly: Minimum ₹ 1,000/- plus 5 post dated cheques for a minimum of ₹ 1,000/- each; **Quarterly:** Minimum ₹ 5,000/- plus 3 post dated cheques for a minimum of ₹ 5,000/- each.

NAV of Plans / Options (₹)

Regular Plan

Growth: 189.18

Dividend: 86.27

Direct Plan^s

Growth: 190.16

Dividend: 86.50

Benchmark: S&P BSE 200

Quarterly Average AUM: ₹ 286.41 Crores
(as on 31st March 2014)

Load Structure (as % of NAV) (Incl. for SIP)

Entry Load: Nil

Exit Load:** 0.50% if redeemed / switched out within 7 days from the date of allotment.
**Exit Load is NIL for units issued in Bonus & Dividend Reinvestment.

Other Parameter

Standard Deviation: 18.10%

Sharpe Ratio##: -0.14

Beta: 1.00

Note:

Standard Deviation & Sharpe Ratio are calculated on Annualised basis using 3 years history of monthly returns, source: MFI Explorer.

Risk-free rate assumed to be 8.825% (91 day T-bill yield as on Mar 31, 2014).

Past performance may or may not be sustained in future. Returns greater than 1 year period are compounded annualized. Dividends are assumed to be reinvested and bonus is adjusted. Load is not taken into consideration. For SIP returns, monthly investment of equal amounts invested on the 1st day of every month has been considered.

Investment Performance - Regular Plan - Growth

NAV as on March 31, 2014: ₹ 189.18

Date of Inception: Feb 24, 1995	NAV Per Unit. * (₹)	Birla Sun Life Advantage Fund (%)	S&P BSE 200 # (%)	CNX Nifty ## (%)	Value of Standard Investment of ₹ 10000 in		
					Birla Sun Life Advantage Fund (₹)	S&P BSE 200 # (₹)	CNX Nifty ## (₹)
Since inception till March 31, 2014 (CAGR)	10.00	16.63	10.74	10.34	189180	70220	65608
March 28, 2013 to March 31, 2014 (Absolute)	146.81	28.86	17.19	17.98	12886	11719	11798
March 30, 2012 to March 28, 2013 (Absolute)	141.39	3.83	6.03	7.31	10383	10603	10731
March 31, 2011 to March 30, 2012 (Absolute)	157.71	-10.35	-9.28	-9.23	8965	9072	9077

Scheme Benchmark, ## Additional Benchmark, * As on start of period considered above.

Past performance may or may not be sustained in future. Returns for dividend option would assume reinvestment of tax free dividends declared at the then prevailing NAV. Load and Taxes are not considered for computation of returns.

Total Schemes managed by Mr. Satyabrata Mohanty is 12. Refer annexure on page no. 68 to know more on performance of schemes managed by Fund Managers.

Top Ten Portfolio Holdings

Issuer	% to net Assets	Issuer	% to net Assets
ICICI Bank Ltd	7.28%	IPCA Laboratories Ltd	3.74%
Larsen & Toubro Ltd	5.52%	Bharat Petroleum Corporation Ltd	3.33%
Indusind Bank Ltd	4.63%	HCL Technologies Ltd	2.97%
Maruti Suzuki India Ltd	3.90%	Axis Bank Ltd	2.72%
Tech Mahindra Ltd	3.79%	The Federal Bank Ltd	2.72%

Birla Sun Life India GenNext Fund



WEALTH CREATION
SOLUTIONS

What is it?

A Fund that strives to benefit from the rising consumption pattern in India, fuelled by high disposable incomes of the young generation (Generation Next).

As on March 31, 2014

Fund Details

Fund Manager: Mr. Anil Shah
Managing Fund Since: September 23, 2013
Total Experience: 24 years
Date of inception: August 05, 2005
Nature of the scheme: An Open-ended Growth Scheme

Application Amount for fresh subscription*:

₹ 5,000 (plus in multiples of ₹ 1)

Min.Addl.Investment:

₹ 1,000 (plus in multiples of ₹ 1)

SIP:

Monthly: Minimum ₹ 1,000/- plus 5 post dated cheques for a minimum of ₹ 1,000/- each; **Quarterly:** Minimum ₹ 5,000/- plus 3 post dated cheques for a minimum of ₹ 5,000/- each.

NAV of Plans / Options (₹)

Regular Plan

Growth: 34.92

Dividend: 17.18

Direct Plan*

Growth: 35.29

Dividend: 18.47

Benchmark: CNX Nifty

Quarterly Average AUM: ₹ 179.35 Crores

(as on 31st March 2014)

Load Structure (as % of NAV) (Incl. for SIP)

Entry Load: Nil

Exit Load:** 1% if redeemed / switched out within 365 days from the date of allotment.

**Exit Load is NIL for units issued in Bonus & Dividend Reinvestment.

Other Parameter

Standard Deviation: 16.44%

Sharpe Ratio##: 0.31

Beta: 0.78

Note:

Standard Deviation, Sharpe Ratio & Beta are calculated on Annualised basis using 3 years history of monthly returns, source: MFI Explorer

Risk-free rate assumed to be 8.825% (91 day T-bill yield as on Mar 31, 2014).

Past performance may or may not be sustained in future. Returns greater than 1 year period are compounded annualized. Dividends are assumed to be reinvested and bonus is adjusted. Load is not taken into consideration. For SIP returns, monthly investment of equal amounts invested on the 1st day of every month has been considered.

Investment Performance - Regular Plan - Growth

NAV as on March 31, 2014: ₹ 34.92

Date of Inception: Aug 05, 2005	NAV Per Unit. * (₹)	Birla Sun Life India GenNext Fund (%)	CNX Nifty # (%)	S&P BSE SENSEX ## (%)	Value of Standard Investment of ₹ 10000 in		
					Birla Sun Life India GenNext Fund (₹)	CNX Nifty # (₹)	S&P BSE SENSEX ## (₹)
Since inception till March 31, 2014 (CAGR)	10.00	15.54	12.81	13.03	34920	28393	28871
March 28, 2013 to March 31, 2014 (Absolute)	29.40	18.78	17.98	18.85	11878	11798	11885
March 30, 2012 to March 28, 2013 (Absolute)	25.07	17.27	7.31	8.23	11727	10731	10823
March 31, 2011 to March 30, 2012 (Absolute)	23.63	6.09	-9.23	-10.50	10609	9077	8950

Scheme Benchmark, ## Additional Benchmark, * As on start of period considered above.

Past performance may or may not be sustained in future. Returns for dividend option would assume reinvestment of tax free dividends declared at the then prevailing NAV. Load and Taxes are not considered for computation of returns.

Total Schemes managed by Mr. Anil Shah is 4. Refer annexure on page no. 68 to know more on performance of schemes managed by Fund Managers.

Top Ten Portfolio Holdings

Issuer	% to net Assets	Issuer	% to net Assets
Zee Entertainment Enterprises Ltd	5.16%	Housing Development Finance Corporation Ltd	3.81%
ICICI Bank Ltd	5.03%	IPCA Laboratories Ltd	3.64%
United Spirits Ltd	4.28%	ITC Ltd	3.42%
HDFC Bank Ltd	4.03%	Maruti Suzuki India Ltd	3.19%
Sun TV Network Ltd	4.03%	Indusind Bank Ltd	3.11%

Birla Sun Life Buy India Fund



WEALTH CREATION
SOLUTIONS

What is it?

An equity fund aiming to capitalize on the growth opportunities provided by companies that are driven by India's large population and consumption patterns.

As on March 31, 2014

Fund Details

Fund Manager: Mr. Ajay Garg
Managing Fund Since: September 12, 2007
Total Experience: 21 years
Date of inception: January 15, 2000
Nature of the scheme: An Open-ended Growth Scheme

Application Amount for fresh subscription*:

₹ 5,000 (plus in multiples of ₹ 1)

Min.Addl.Investment:

₹ 1,000 (plus in multiples of ₹ 1)

SIP:

Monthly: Minimum ₹ 1,000/- plus 5 post dated cheques for a minimum of ₹ 1,000/- each; **Quarterly:** Minimum ₹ 5,000/- plus 3 post dated cheques for a minimum of ₹ 5,000/- each.

NAV of Plans / Options (₹)

Regular Plan

Growth: 55.34

Dividend: 26.44

Direct Plan*

Growth: 55.69

Dividend: 26.60

Benchmark: S&P BSE 200

Quarterly Average AUM: ₹ 33.83 Crores
(as on 31st March 2014)

Load Structure (as % of NAV) (Incl. for SIP)

Entry Load: Nil

Exit Load:** 0.50% if redeemed / switched out within 7 days from the date of allotment.
**Exit Load is NIL for units issued in Bonus & Dividend Reinvestment.

Other Parameter

Standard Deviation: 17.71%

Sharpe Ratio##: 0.14

Beta: 0.86

Note:

Standard Deviation, Sharpe Ratio & Beta are calculated on Annualised basis using 3 years history of monthly returns, source: MFI Explorer

Risk-free rate assumed to be 8.825% (91 day T-bill yield as on Mar 31, 2014).

Past performance may or may not be sustained in future. Returns greater than 1 year period are compounded annualized. Dividends are assumed to be reinvested and bonus is adjusted. Load is not taken into consideration. For SIP returns, monthly investment of equal amounts invested on the 1st day of every month has been considered.

Investment Performance - Regular Plan - Growth

NAV as on March 31, 2014: ₹ 55.34

Date of Inception: Jan 15, 2000	NAV Per Unit. * (₹)	Birla Sun Life Buy India Fund (%)	S&P BSE 200 # (%)	CNX Nifty ## (%)	Value of Standard Investment of ₹ 10000 in		
					Birla Sun Life Buy India Fund (₹)	S&P BSE 200 # (₹)	CNX Nifty ## (₹)
Since inception till March 31, 2014 (CAGR)	10.00	12.79	10.92	10.49	55340	43620	41314
March 28, 2013 to March 31, 2014 (Absolute)	44.73	23.72	17.19	17.98	12372	11719	11798
March 30, 2012 to March 28, 2013 (Absolute)	39.04	14.57	6.03	7.31	11457	10603	10731
March 31, 2011 to March 30, 2012 (Absolute)	40.13	-2.72	-9.28	-9.23	9728	9072	9077

Scheme Benchmark, ## Additional Benchmark, * As on start of period considered above.

Past performance may or may not be sustained in future. Returns for dividend option would assume reinvestment of tax free dividends declared at the then prevailing NAV. Load and Taxes are not considered for computation of returns.

Total Schemes managed by Mr. Ajay Garg is 10. Refer annexure on page no. 68 to know more on performance of schemes managed by Fund Managers.

Top Ten Portfolio Holdings

Issuer	% to net Assets	Issuer	% to net Assets
ICRA Ltd	9.03%	ING Vysya Bank Ltd	5.33%
Housing Development Finance Corporation Ltd	5.88%	Biocon Ltd	5.22%
Sundaram Clayton Ltd	5.64%	Hindustan Unilever Ltd	5.15%
Bayer CropScience Ltd	5.56%	MRF Ltd	4.44%
Wyeth Ltd	5.37%	Shopper's Stop Ltd	3.71%

Birla Sun Life Infrastructure Fund



WEALTH CREATION
SOLUTIONS

What is it?

A fund that seeks to participate in growth and development of infrastructure in India by investing in equity and equity related securities of companies in the infra sector.

As on March 31, 2014

Fund Details

Fund Manager: Mr. Mahesh Patil & Mr. Naysar Shah
Managing Fund Since: Since inception & Dec 05, 2011
Total Experience: 22 years & 13 years
Date of inception: March 17, 2006
Nature of the scheme: An Open-ended Growth Scheme

Application Amount for fresh subscription*:

₹ 5,000 (plus in multiples of ₹ 1)

Min.Addl.Investment:

₹ 1,000 (plus in multiples of ₹ 1)

SIP:

Monthly: Minimum ₹ 1,000/- plus 5 post dated cheques for a minimum of ₹ 1,000/- each; **Quarterly:** Minimum ₹ 5,000/- plus 3 post dated cheques for a minimum of ₹ 5,000/- each.

NAV of Plans / Options (₹)

Regular Plan

Growth: 17.15

Dividend: 11.81

Direct Plan[§]

Growth: 17.27

Dividend: 11.90

Benchmark: CNX Nifty

Quarterly Average AUM: ₹ 290.37 Crores

(as on 31st March 2014)

Load Structure (as % of NAV) (Incl. for SIP)

Entry Load: Nil

Exit Load:** 1% if redeemed / switched out within 365 days from the date of allotment.

**Exit Load is NIL for units issued in Bonus & Dividend Reinvestment.

Other Parameter

Standard Deviation: 23.72%

Sharpe Ratio##: -0.31

Beta: 1.19

Note:

Standard Deviation, Sharpe Ratio & Beta are calculated on Annualised basis using 3 years history of monthly returns, source: MFI Explorer

Risk-free rate assumed to be 8.825% (91 day T-bill yield as on Mar 31, 2014).

Past performance may or may not be sustained in future. Returns greater than 1 year period are compounded annualized. Dividends are assumed to be reinvested and bonus is adjusted. Load is not taken into consideration. For SIP returns, monthly investment of equal amounts invested on the 1st day of every month has been considered.

Investment Performance - Regular Plan - Growth

NAV as on March 31, 2014: ₹ 17.15

Date of Inception: Mar 17, 2006	NAV Per Unit. * (₹)	Birla Sun Life Infrastructure Fund (%)	CNX Nifty # (%)	S&P BSE SENSEX ## (%)	Value of Standard Investment of ₹ 10000 in		
					Birla Sun Life Infrastructure Fund (₹)	CNX Nifty # (₹)	S&P BSE SENSEX ## (₹)
Since inception till March 31, 2014 (CAGR)	10.00	6.94	9.49	9.41	17150	20730	20613
March 28, 2013 to March 31, 2014 (Absolute)	14.13	21.37	17.98	18.85	12137	11798	11885
March 30, 2012 to March 28, 2013 (Absolute)	14.51	-2.62	7.31	8.23	9738	10731	10823
March 31, 2011 to March 30, 2012 (Absolute)	16.39	-11.47	-9.23	-10.50	8853	9077	8950

Scheme Benchmark, ## Additional Benchmark, * As on start of period considered above.

Past performance may or may not be sustained in future. Returns for dividend option would assume reinvestment of tax free dividends declared at the then prevailing NAV. Load and Taxes are not considered for computation of returns.

Total Schemes Co-Managed by Fund Managers is 1. Total Schemes managed by Mr. Mahesh Patil is 6. Total Schemes managed by Mr. Naysar Shah is 4. Refer annexure on page no. 68 to know more on performance of schemes managed by Fund Managers.

Top Ten Portfolio Holdings

Issuer	% to net Assets	Issuer	% to net Assets
ICICI Bank Ltd	8.51%	Wabco India Ltd	3.71%
Larsen & Toubro Ltd	6.57%	Indusind Bank Ltd	3.05%
Cummins India Ltd	6.34%	Crompton Greaves Ltd	2.92%
Reliance Industries Ltd	5.37%	Bharti Airtel Ltd	2.90%
Tata Motors Ltd	3.85%	PTC India Ltd	2.68%

Birla Sun Life Mutual Fund
Empower



Birla Sun Life Pure Value Fund



WEALTH CREATION
SOLUTIONS

What is it?

An Open ended Diversified Equity fund that follows value investing strategy to generate consistent long-term capital appreciation.

As on March 31, 2014

Fund Details

Fund Manager: Mr. Mahesh Patil & Mr. Milind Bafna
Managing Fund Since: January 16, 2014
Total Experience: 22 years & 13 years
Date of inception: March 27, 2008
Nature of the scheme: An Open-ended Diversified Equity Scheme

Application Amount for fresh subscription*:

₹ 5,000 (plus in multiples of ₹ 1)

Min.Addl.Investment:

₹ 1,000 (plus in multiples of ₹ 1)

SIP:

Monthly: Minimum ₹ 1,000/- plus 5 post dated cheques for a minimum of ₹ 1,000/- each; **Quarterly:** Minimum ₹ 5,000/- plus 3 post dated cheques for a minimum of ₹ 5,000/- each.

NAV of Plans / Options (₹)

Regular Plan

Growth: 22.3191

Dividend: 18.0563

Direct Plan*

Growth: 22.4917

Dividend: 19.6652

Benchmark: S&P BSE 200

Quarterly Average AUM: ₹ 45.17 Crores

(as on 31st March 2014)

Load Structure (as % of NAV) (Incl. for SIP)

Entry Load: Nil

Exit Load:** 1% if redeemed / switched out within 365 days from the date of allotment.

**Exit Load is NIL for units issued in Bonus & Dividend Reinvestment.

Other Parameter

Standard Deviation: 18.17%

Sharpe Ratio##: 0.11

Beta: 0.93

Note:

Standard Deviation, Sharpe Ratio & Beta are calculated on Annualised basis using 3 years history of monthly returns, source: MFI Explorer

Risk-free rate assumed to be 8.825% (91 day

T-bill yield as on Mar 31, 2014).

Past performance may or may not be sustained in future.

Returns greater than 1 year period are compounded

annualized. Dividends are assumed to be reinvested and

bonus is adjusted. Load is not taken into consideration.

For SIP returns, monthly investment of equal amounts

invested on the 1st day of every month has been

considered.

Investment Performance - Regular Plan - Growth

NAV as on March 31, 2014: ₹ 22.3191

Date of Inception: Mar 27, 2008	NAV Per Unit. * (₹)	Birla Sun Life Pure Value Fund (%)	S&P BSE 200 # (%)	CNX Nifty ## (%)	Value of Standard Investment of ₹ 10000 in		
					Birla Sun Life Pure Value Fund (₹)	S&P BSE 200 # (₹)	CNX Nifty ## (₹)
Since inception till March 31, 2014 (CAGR)	10.00	14.28	5.37	5.60	22319	13693	13880
March 28, 2013 to March 31, 2014 (Absolute)	16.97	31.52	17.19	17.98	13152	11719	11798
March 30, 2012 to March 28, 2013 (Absolute)	16.13	5.23	6.03	7.31	10523	10603	10731
March 31, 2011 to March 30, 2012 (Absolute)	16.42	-1.81	-9.28	-9.23	9819	9072	9077

Scheme Benchmark, ## Additional Benchmark, * As on start of period considered above.

Past performance may or may not be sustained in future. Returns for dividend option would assume reinvestment of tax free dividends declared at the then prevailing NAV. Load and Taxes are not considered for computation of returns.

Total Schemes Co-Managed by Fund Managers is 1. Total Schemes managed by Mr. Mahesh Patil is 6. Total Schemes managed by Mr. Milind Bafna is 1. Refer annexure on page no. 68 to know more on performance of schemes managed by Fund Managers.

Top Ten Portfolio Holdings

Issuer	% to net Assets	Issuer	% to net Assets
Jyoti Structures Ltd	9.03%	Indraprastha Gas Ltd	5.44%
Jain Irrigation Systems Ltd	6.99%	State Bank of India	4.13%
Axis Bank Ltd	6.86%	Wabco India Ltd	3.98%
The Federal Bank Ltd	5.94%	Muthoot Finance Ltd	3.89%
Finolex Cables Ltd	5.56%	Gulf Oil Corporation Ltd	3.86%

Birla Sun Life International Equity Fund - Plan A



WEALTH CREATION
SOLUTIONS

What is it?

A fund that provides an opportunity to grow your money by investing in world-class companies across the globe.

As on March 31, 2014

Fund Details

Fund Manager: Mr. Vineet Maloo
Managing Fund Since: Since Inception
Total Experience: 9 years
Date of inception: October 31, 2007
Nature of the scheme: An Open-ended Diversified Equity Scheme

Application Amount for fresh subscription*:

₹ 5,000 (plus in multiples of ₹ 1)

Min.Addl.Investment:

₹ 1,000 (plus in multiples of ₹ 1)

SIP:

Monthly: Minimum ₹ 1,000/- plus 5 post dated cheques for a minimum of ₹ 1,000/- each; **Quarterly:** Minimum ₹ 5,000/- plus 3 post dated cheques for a minimum of ₹ 5,000/- each.

NAV of Plans / Options (₹)

Regular Plan

Growth: 15.2262

Dividend: 15.2317

Direct Plan[§]

Growth: 15.3244

Dividend: 15.3376

Benchmark: S&P Global 1200

Quarterly Average AUM: ₹ 90.89 Crores
(as on 31st March 2014)

Load Structure (as % of NAV) (Incl. for SIP)

Entry Load: Nil

Exit Load: Nil

Other Parameter

Standard Deviation: 12.51%

Sharpe Ratio##: 0.56

Beta: 0.95

Note:

Standard Deviation & Sharpe Ratio are calculated on Annualised basis using 3 years history of monthly returns, source: MFI Explorer.

Risk-free rate assumed to be 8.825% (91 day T-bill yield as on Mar 31, 2014).

Past performance may or may not be sustained in future. Returns greater than 1 year period are compounded annualized. Dividends are assumed to be reinvested and bonus is adjusted. Load is not taken into consideration. For SIP returns, monthly investment of equal amounts invested on the 1st day of every month has been considered.

Investment Performance - Regular Plan - Growth

NAV as on March 31, 2014: ₹ 15.2262

Date of Inception: Oct 31, 2007	NAV Per Unit. * (₹)	Birla Sun Life International Equity Fund - Plan A (%)	S&P Global 1200 # (%)	CNX Nifty ## (%)	Value of Standard Investment of ₹ 10000 in		
					Birla Sun Life International Equity Fund - Plan A (₹)	S&P Global 1200 # (₹)	CNX Nifty ## (₹)
Since inception till March 31, 2014 (CAGR)	10.00	6.77	6.57	2.01	15226	15043	11362
March 28, 2013 to March 31, 2014 (Absolute)	12.25	24.32	27.49	17.98	12432	12749	11798
March 30, 2012 to March 28, 2013 (Absolute)	10.79	13.51	16.53	7.31	11351	11653	10731
March 31, 2011 to March 30, 2012 (Absolute)	9.81	10.00	12.17	-9.23	11000	11217	9077

Scheme Benchmark, ## Additional Benchmark, * As on start of period considered above.

Past performance may or may not be sustained in future. Returns for dividend option would assume reinvestment of tax free dividends declared at the then prevailing NAV. Load and Taxes are not considered for computation of returns.

Total Schemes managed by Mr. Vineet Maloo is 11. Refer annexure on page no. 68 to know more on performance of schemes managed by Fund Managers.

[§]'Direct Plan' is only for investors who purchase /subscribe Units in a Scheme directly with the Mutual Fund and is not available for investors who route their investments through a Distributor. For further details, Investors are advised to refer to Addendum no. 44/2012 dated December 27, 2012 available on our website www.birlasunlife.com

Top Ten Portfolio Holdings

Issuer	% to net Assets	Issuer	% to net Assets
Northrop Grumman Co	5.07%	PPG Industries	3.50%
Exxon Mobil Corporation Ltd	4.48%	Roche Holdings Ag Genus Bearer Shs	3.40%
Chubb Corp	4.16%	Centrica Plc	3.08%
McKesson Corp.	4.08%	TOTAL SA	2.84%
Aetna Inc New	3.92%	COACH INC	2.66%

Birla Sun Life Mutual Fund
Empower



Birla Sun Life International Equity Fund - Plan B



WEALTH CREATION
SOLUTIONS

What is it?

A fund that provides an opportunity to grow your money by investing in world-class companies across the globe, with at least 65% exposure to domestic markets.

As on March 31, 2014

Fund Details

Fund Manager: Mr. Vineet Maloo
Managing Fund Since: Since Inception
Total Experience: 9 years
Date of inception: October 31, 2007
Nature of the scheme: An Open-ended Diversified Equity Scheme

Application Amount for fresh subscription*:

₹ 5,000 (plus in multiples of ₹ 1)

Min.Addl.Investment:

₹ 1,000 (plus in multiples of ₹ 1)

SIP:

Monthly: Minimum ₹ 1,000/- plus 5 post dated cheques for a minimum of ₹ 1,000/- each; **Quarterly:** Minimum ₹ 5,000/- plus 3 post dated cheques for a minimum of ₹ 5,000/- each.

NAV of Plans / Options (₹)

Regular Plan
 Growth: 11.0230
 Dividend: 11.0228

Direct Plan*
 Growth: 11.0955
 Dividend: 11.0955

Benchmark:

Customised Index †
 † A customized benchmark created using S&P BSE 200 to the extent of 65% of portfolio and S&P Global 1200 to the extent of 35% of portfolio.

Quarterly Average AUM: ₹ 127.23 Crores

(as on 31st March 2014)

Load Structure (as % of NAV) (Incl. for SIP)

Entry Load: Nil
Exit Load:** 1% if redeemed / switched out within 365 days from the date of allotment.
 **Exit Load is NIL for units issued in Bonus & Dividend Reinvestment.

Other Parameter

Standard Deviation: 12.64%
Sharpe Ratio##: -0.35
Beta: 0.98

Note:

Standard Deviation, Sharpe Ratio & Beta are calculated on Annualised basis using 3 years history of monthly returns, source: MFI Explorer

Risk-free rate assumed to be 8.825% (91 day T-bill yield as on Mar 31, 2014).

Past performance may or may not be sustained in future. Returns greater than 1 year period are compounded annualized. Dividends are assumed to be reinvested and bonus is adjusted. Load is not taken into consideration. For SIP returns, monthly investment of equal amounts invested on the 1st day of every month has been considered.

Investment Performance - Regular Plan - Growth

NAV as on March 31, 2014: ₹ 11.0230

Date of Inception: Oct 31, 2007	NAV Per Unit. * (₹)	Birla Sun Life International Equity Fund - Plan B (%)	Customised Index † # (%)	CNX Nifty ## (%)	Value of Standard Investment of ₹ 10000 in		
					Birla Sun Life International Equity Fund - Plan B (₹)	Customised Index † # (₹)	CNX Nifty ## (₹)
Since inception till March 31, 2014 (CAGR)	10.00	1.53	4.15	2.01	11023	12985	11362
March 28, 2013 to March 31, 2014 (Absolute)	9.46	16.54	21.44	17.98	11654	12144	11798
March 30, 2012 to March 28, 2013 (Absolute)	9.18	3.06	9.94	7.31	10306	10994	10731
March 31, 2011 to March 30, 2012 (Absolute)	9.68	-5.21	-1.63	-9.23	9479	9837	9077

Scheme Benchmark, ## Additional Benchmark, * As on start of period considered above.

Past performance may or may not be sustained in future. Returns for dividend option would assume reinvestment of tax free dividends declared at the then prevailing NAV. Load and Taxes are not considered for computation of returns. Total Schemes managed by Mr. Vineet Maloo is 11. Refer annexure on page no. 68 to know more on performance of schemes managed by Fund Managers.

† A customized benchmark created using S&P BSE 200 to the extent of 65% of portfolio and S&P Global 1200 to the extent of 35% of portfolio.

Top Ten Portfolio Holdings

Issuer	% to net Assets	Issuer	% to net Assets
ICICI Bank Ltd	4.40%	Tata Consultancy Services Ltd	2.69%
ITC Ltd	3.39%	Larsen & Toubro Ltd	2.22%
Infosys Ltd	3.13%	Reliance Industries Ltd	2.22%
HDFC Bank Ltd	2.97%	Power Grid Corporation of India Ltd	2.10%
Housing Development Finance Corporation Ltd	2.70%	Tata Motors Ltd	2.06%

Birla Sun Life Mutual Fund
Empower



Birla Sun Life Commodity Equities Fund - Global Agri Plan (GAP)



WEALTH CREATION
SOLUTIONS

What is it?

A Fund that provides exposure to commodities, by investing in handpicked commodity companies worldwide, that have business exposure to Agricultural commodities.

As on March 31, 2014

Fund Details

Fund Manager: Mr. Vineet Maloo
Managing Fund Since: Since Inception
Total Experience: 9 years
Date of inception: November 07, 2008
Nature of the scheme: An Open-ended Growth Scheme

Application Amount for fresh subscription*:

₹ 5,000 (plus in multiples of ₹ 1)

Min.Addl.Investment:

₹ 1,000 (plus in multiples of ₹ 1)

SIP:

Monthly: Minimum ₹ 1,000/- plus 5 post dated cheques for a minimum of ₹ 1,000/- each; **Quarterly:** Minimum ₹ 5,000/- plus 3 post dated cheques for a minimum of ₹ 5,000/- each.

NAV of Plans / Options (₹)

Regular Plan
Growth: 19.4232
Dividend: 18.1873
Direct Plan*
Growth: 19.5268
Dividend: 18.2879

Benchmark: S&P Global Agribusiness Index

Quarterly Average AUM: ₹ 15.79 Crores
(as on 31st March 2014)

Load Structure (as % of NAV) (Incl. for SIP)

Entry Load: Nil
Exit Load:** 3% if redeemed / switched out within 30 days from the date of allotment. For redemption/switchout of units after 30 days but before 365 days from the date of allotment: 1.00% of applicable NAV. For redemption/switch-out of units after 365 days from the date of allotment: Nil.
**Exit Load is NIL for units issued in Bonus & Dividend Reinvestment.

Other Parameters

Standard Deviation: 14.79%
Sharpe Ratio##: -0.38
Beta: 0.62

Note:

Standard Deviation, Sharpe Ratio & Beta are calculated on Annualised basis using 3 years history of monthly returns, source: MFI Explorer

Risk-free rate assumed to be 8.825% (91 day T-bill yield as on Mar 31, 2014).

Past performance may or may not be sustained in future. Returns greater than 1 year period are compounded annualized. Dividends are assumed to be reinvested and bonus is adjusted. Load is not taken into consideration. For SIP returns, monthly investment of equal amounts invested on the 1st day of every month has been considered.

Investment Performance - Global Agri Plan - Regular Plan - Growth					NAV as on March 31, 2014: ₹ 19.4232		
Date of Inception: Nov 07, 2008	NAV Per Unit. * (₹)	Birla Sun Life Commodity Equities Fund - Global Agri Plan - Regular Growth (%)	S&P Global Agribusiness Index # (%)	CNX Nifty ## (%)	Value of Standard Investment of ₹ 10000 in Birla Sun Life Commodity Equities Fund - Global Agri Plan - Regular Growth (₹)	S&P Global Agribusiness Index # (₹)	CNX Nifty ## (₹)
Since inception till March 31, 2014 (CAGR)	10.00	13.09	23.66	16.26	19423	31464	22550
March 28, 2013 to March 31, 2014 (Absolute)	17.68	9.86	20.76	17.98	10986	12076	11798
March 30, 2012 to March 28, 2013 (Absolute)	16.58	6.65	18.67	7.31	10665	11867	10731
March 31, 2011 to March 30, 2012 (Absolute)	17.65	-6.06	6.06	-9.23	9394	10606	9077

Scheme Benchmark, ## Additional Benchmark, * As on start of period considered above.

Past performance may or may not be sustained in future. Returns for dividend option would assume reinvestment of tax free dividends declared at the then prevailing NAV. Load and Taxes are not considered for computation of returns.

Total Schemes managed by Mr. Vineet Maloo is 11. Refer annexure on page no. 68 to know more on performance of schemes managed by Fund Managers.

Top Ten Portfolio Holdings

Issuer	% to net Assets	Issuer	% to net Assets
ASSOCIATED BRITISH FOODS PLC	9.51%	BUNGE LTD	6.77%
Monsanto Co	9.18%	TYSON FOODS INC	6.45%
Syngenta Ltd Reg Shs	8.34%	BRF SA	6.08%
ARCHER-DANIELS-MIDLAND CO	8.23%	Potash Corp Of Saskatchewan Inc	5.32%
Deere And Co Ltd	8.19%	Wilmar International Ltd	4.27%

Birla Sun Life Mutual Fund
Empower



Birla Sun Life India Reforms Fund



WEALTH CREATION
SOLUTIONS

What is it?

An Equity fund that aims to generate growth and capital appreciation by building a portfolio of companies that are expected to benefit from the economic reforms, PSU divestment and increased government spending.

As on March 31, 2014

Fund Details

Fund Manager: Mr. Naysar Shah
Managing Fund Since: January 24, 2011
Total Experience: 13 years
Date of inception: June 25, 2010
Nature of the scheme: An Open-ended Equity Scheme

Application Amount for fresh subscription*:

₹ 5,000 (plus in multiples of ₹ 1)

Min.Addl.Investment:

₹ 1,000 (plus in multiples of ₹ 1)

SIP:

Monthly: Minimum ₹ 1,000/- plus 5 post dated cheques for a minimum of ₹ 1,000/- each; **Quarterly:** Minimum ₹ 5,000/- plus 3 post dated cheques for a minimum of ₹ 5,000/- each.

NAV of Plans / Options (₹)

Regular Plan

Growth: 9.54

Dividend: 9.54

Direct Plan^s

Growth: 9.60

Dividend: 9.61

Benchmark: CNX 500

Quarterly Average AUM: ₹ 40.72 Crores
(as on 31st March 2014)

Load Structure (as % of NAV) (Incl. for SIP)

Entry Load: Nil

Exit Load:** 1% if redeemed / switched out within 1 year from the date of allotment.

**Exit Load is NIL for units issued in Bonus & Dividend Reinvestment

Other Parameter

Standard Deviation: 24.67%

Sharpe Ratio##: -0.39

Beta: 1.24

Note:

Standard Deviation & Sharpe Ratio are calculated on Annualised basis using 1 year history of monthly returns, source: MFI Explorer.

Risk-free rate assumed to be 8.825% (91 day T-bill yield as on Mar 31, 2014).

Past performance may or may not be sustained in future. Returns greater than 1 year period are compounded annualized. Dividends are assumed to be reinvested and bonus is adjusted. Load is not taken into consideration. For SIP returns, monthly investment of equal amounts invested on the 1st day of every month has been considered.

Investment Performance - Regular Plan - Growth

NAV as on March 31, 2014: ₹ 9.54

Date of Inception: June 25, 2010	NAV Per Unit. * (₹)	Birla Sun Life India Reforms Fund (%)	CNX 500 # (%)	CNX Nifty ## (%)	Value of Standard Investment of ₹ 10000 in		
					Birla Sun Life India Reforms Fund (₹)	CNX 500 # (₹)	CNX Nifty ## (₹)
Since inception till							
March 31, 2014 (CAGR)	10.00	-1.24	4.88	6.60	9540	11968	12724
March 28, 2013 to							
March 31, 2014 (Absolute)	8.55	11.58	17.72	17.98	11158	11772	11798
March 30, 2012 to							
March 28, 2013 (Absolute)	8.90	-3.93	5.13	7.31	9607	10513	10731
March 31, 2011 to							
March 30, 2012 (Absolute)	9.76	-8.81	-8.75	-9.23	9119	9125	9077

Scheme Benchmark, ## Additional Benchmark, * As on start of period considered above.

Past performance may or may not be sustained in future. Returns for dividend option would assume reinvestment of tax free dividends declared at the then prevailing NAV. Load and Taxes are not considered for computation of returns.

Total Schemes managed by Mr. Naysar Shah is 4. Refer annexure on page no. 68 to know more on performance of schemes managed by Fund Managers.

Top Ten Portfolio Holdings

Issuer	% to net Assets	Issuer	% to net Assets
ICICI Bank Ltd	9.83%	KEC International Ltd	3.96%
Larsen & Toubro Ltd	8.04%	The Federal Bank Ltd	3.89%
Oil & Natural Gas Corporation Ltd	4.31%	VA Tech Wabag Ltd	3.71%
Crompton Greaves Ltd	3.98%	Bharat Petroleum Corporation Ltd	3.53%
PTC India Ltd	3.98%	Zee Entertainment Enterprises Ltd	3.26%

Birla Sun Life Mutual Fund
Empower



Birla Sun Life New Millennium Fund



WEALTH CREATION
SOLUTIONS

What is it?

A thematic fund that invests in companies related to the IT sector like hardware, peripherals and components, software, telecom, media, internet and e-commerce and other technology enabled companies.

As on March 31, 2014

Fund Details

Fund Manager: Mr. Kunal Sangoi
Managing Fund Since: January 16, 2014
Total Experience: 8 years
Date of inception: January 15, 2000
Nature of the scheme: An Open-ended Growth Scheme

Application Amount for fresh subscription*:

₹ 5,000 (plus in multiples of ₹ 1)

Min.Addl.Investment:

₹ 1,000 (plus in multiples of ₹ 1)

SIP:

Monthly: Minimum ₹ 1,000/- plus 5 post dated cheques for a minimum of ₹ 1,000/- each; **Quarterly:** Minimum ₹ 5,000/- plus 3 post dated cheques for a minimum of ₹ 5,000/- each.

NAV of Plans / Options (₹)

Regular Plan
Growth: 26.51
Dividend: 16.34
Direct Plan*
Growth: 26.70
Dividend: 13.74

Benchmark: S&P BSE Teck

Quarterly Average AUM: ₹ 68.37 Crores
(as on 31st March 2014)

Load Structure (as % of NAV) (Incl. for SIP)

Entry Load: Nil
Exit Load:** 1% if redeemed / switched out within 365 days from the date of allotment.
**Exit Load is NIL for units issued in Bonus & Dividend Reinvestment.

Other Parameter
Standard Deviation: 19.87%
Sharpe Ratio##: 0.03
Beta: 0.94

Note:

Standard Deviation, Sharpe Ratio & Beta are calculated on Annualised basis using 3 years history of monthly returns, source: MFI Explorer

Risk-free rate assumed to be 8.825% (91 day T-bill yield as on Mar 31, 2014).

Past performance may or may not be sustained in future. Returns greater than 1 year period are compounded annualized. Dividends are assumed to be reinvested and bonus is adjusted. Load is not taken into consideration. For SIP returns, monthly investment of equal amounts invested on the 1st day of every month has been considered.

Investment Performance - Regular Plan - Growth

NAV as on March 31, 2014: ₹ 26.51

Date of Inception: Jan 15, 2000	NAV Per Unit. * (₹)	Birla Sun Life New Millennium Fund (%)	S&P BSE Teck # (%)	CNX Nifty ## (%)	Value of Standard Investment of ₹ 10000 in		
					Birla Sun Life New Millennium Fund (₹)	S&P BSE Teck # (₹)	CNX Nifty ## (₹)
Since inception till March 31, 2014 (CAGR)	10.00	7.10	N/A	10.49	26510	N/A	41314
March 28, 2013 to March 31, 2014 (Absolute)	20.19	31.30	25.73	17.98	13130	12573	11798
March 30, 2012 to March 28, 2013 (Absolute)	18.65	8.26	9.50	7.31	10826	10950	10731
March 31, 2011 to March 30, 2012 (Absolute)	20.29	-8.08	-7.62	-9.23	9192	9238	9077

Scheme Benchmark, ## Additional Benchmark, * As on start of period considered above.

Past performance may or may not be sustained in future. Returns for dividend option would assume reinvestment of tax free dividends declared at the then prevailing NAV. Load and Taxes are not considered for computation of returns. When scheme benchmark returns are not available, they have not been shown.

Total Schemes managed by Mr. Kunal Sangoi is 1. Refer annexure on page no. 68 to know more on performance of schemes managed by Fund Managers.

Top Ten Portfolio Holdings

Issuer	% to net Assets	Issuer	% to net Assets
Infosys Ltd	24.77%	Bharti Airtel Ltd	6.78%
Tata Consultancy Services Ltd	21.45%	Zee Entertainment Enterprises Ltd	3.50%
Wipro Ltd	10.02%	Persistent Systems Ltd	2.67%
Tech Mahindra Ltd	9.74%	Eclerx Services Ltd	2.16%
HCL Technologies Ltd	8.18%	Sun TV Network Ltd	1.78%

Birla Sun Life India Opportunities Fund



WEALTH CREATION
SOLUTIONS

What is it?

A fund that allows investors to participate in India's global outsourcing theme by identifying companies that seek to utilize India's low cost and high quality resources to service the needs of global customers.

As on March 31, 2014

Fund Details

Fund Manager: Mr. Naysar Shah
Managing Fund Since: October 03, 2012
Total Experience: 13 years
Date of inception: December 27, 1999
Nature of the scheme: An Open-ended Growth Scheme

Application Amount for fresh subscription*:

₹ 5,000 (plus in multiples of ₹ 1)
Min.Addl.Investment:
₹ 1,000 (plus in multiples of ₹ 1)

SIP:

Monthly: Minimum ₹ 1,000/- plus 5 post dated cheques for a minimum of ₹ 1,000/- each; **Quarterly:** Minimum ₹ 5,000/- plus 3 post dated cheques for a minimum of ₹ 5,000/- each.

NAV of Plans / Options (₹)

Regular Plan

Growth: 71.39
Dividend: 19.90

Direct Plan[§]

Growth: 71.80
Dividend: 21.66

Benchmark: CNX 500

Quarterly Average AUM: ₹ 47.18 Crores
(as on 31st March 2014)

Load Structure (as % of NAV) (Incl. for SIP)

Entry Load: Nil
Exit Load:** 0.50% if redeemed / switched out within 7 days from the date of allotment.
**Exit Load is NIL for units issued in Bonus & Dividend Reinvestment.

Other Parameter

Standard Deviation: 15.61%
Sharpe Ratio##: 0.06
Beta: 0.60

Note:

Standard Deviation, Sharpe Ratio & Beta are calculated on Annualised basis using 3 years history of monthly returns, source: MFI Explorer.

Risk-free rate assumed to be 8.825% (91 day T-bill yield as on Mar 31, 2014).

Past performance may or may not be sustained in future. Returns greater than 1 year period are compounded annualized. Dividends are assumed to be reinvested and bonus is adjusted. Load is not taken into consideration. For SIP returns, monthly investment of equal amounts invested on the 1st day of every month has been considered.

Investment Performance - Regular Plan - Growth

NAV as on March 31, 2014: ₹ 71.39

Date of Inception: Dec 27, 1999	NAV Per Unit. * (₹)	Birla Sun Life India Opportunities Fund (%)	CNX 500 # (%)	CNX Nifty ## (%)	Value of Standard Investment of ₹ 10000 in		
					Birla Sun Life India Opportunities Fund (₹)	CNX 500 # (₹)	CNX Nifty ## (₹)
Since inception till March 31, 2014 (CAGR)	23.70	8.03	11.18	11.43	30122	45338	46814
March 28, 2013 to March 31, 2014 (Absolute)	51.51	38.59	17.72	17.98	13859	11772	11798
March 30, 2012 to March 28, 2013 (Absolute)	49.52	4.02	5.13	7.31	10402	10513	10731
March 31, 2011 to March 30, 2012 (Absolute)	54.02	-8.33	-8.75	-9.23	9167	9125	9077

Scheme Benchmark, ## Additional Benchmark, * As on start of period considered above.

Past performance may or may not be sustained in future. Returns for dividend option would assume reinvestment of tax free dividends declared at the then prevailing NAV. Load and Taxes are not considered for computation of returns.

Total Schemes managed by Mr. Naysar Shah is 4. Refer annexure on page no. 68 to know more on performance of schemes managed by Fund Managers.

Top Ten Portfolio Holdings

Issuer	% to net Assets	Issuer	% to net Assets
Cummins India Ltd	8.70%	Wipro Ltd	4.82%
Infosys Ltd	5.56%	Honeywell Automation India Ltd	4.67%
Reliance Industries Ltd	5.50%	Bajaj Auto Ltd	4.52%
Tata Consultancy Services Ltd	5.46%	Voltas Ltd	4.44%
Hindustan Zinc Ltd	5.08%	KEC International Ltd	4.39%

Birla Sun Life Special Situations Fund



WEALTH CREATION
SOLUTIONS

What is it?

A Fund that endeavors to generate long-term growth by identifying stocks that may have the potential for special situation like buy backs, open offers, demerger, etc. and a contrarian investment style.

As on March 31, 2014

Fund Details

Fund Manager: Mr. Anil Shah
Managing Fund Since: January 04, 2013
Total Experience: 24 years
Date of inception: January 31, 2008
Nature of the scheme: An Open-ended Diversified Equity Scheme

Application Amount for fresh subscription*:

₹ 5,000 (plus in multiples of ₹ 1)

Min.Addl.Investment:

₹ 1,000 (plus in multiples of ₹ 1)

SIP:

Monthly: Minimum ₹ 1,000/- plus 5 post dated cheques for a minimum of ₹ 1,000/- each; **Quarterly:** Minimum ₹ 5,000/- plus 3 post dated cheques for a minimum of ₹ 5,000/- each.

NAV of Plans / Options (₹)

Regular Plan
 Growth: 10.8348
 Dividend: 10.8347

Direct Plan*
 Growth: 10.9117
 Dividend: 10.9106

Benchmark: S&P BSE 200

Quarterly Average AUM: ₹ 120.52 Crores
 (as on 31st March 2014)

Load Structure (as % of NAV) (Incl .for SIP)

Entry Load: Nil
Exit Load:** 1% if redeemed / switched out within 365 days from the date of allotment.
 **Exit Load is NIL for units issued in Bonus & Dividend Reinvestment.

Other Parameter

Standard Deviation: 17.21%
Sharpe Ratio##: -0.32
Beta: 0.89

Note:

Standard Deviation, Sharpe Ratio & Beta are calculated on Annualised basis using 3 years history of monthly returns, source: MFI Explorer

Risk-free rate assumed to be 8.825% (91 day T-bill yield as on Mar 31, 2014).

Past performance may or may not be sustained in future. Returns greater than 1 year period are compounded annualized. Dividends are assumed to be reinvested and bonus is adjusted. Load is not taken into consideration. For SIP returns, monthly investment of equal amounts invested on the 1st day of every month has been considered.

Investment Performance - Regular Plan - Growth

NAV as on March 31, 2014: ₹ 10.8348

Date of Inception: Jan 31, 2008	NAV Per Unit. * (₹)	Birla Sun Life Special Situations Fund (%)	S&P BSE 200 # (%)	CNX Nifty ## (%)	Value of Standard Investment of ₹ 10000 in		
					Birla Sun Life Special Situations Fund (₹)	S&P BSE 200 # (₹)	CNX Nifty ## (₹)
Since inception till March 31, 2014 (CAGR)	10.00	1.31	3.03	4.41	10835	12022	13050
March 28, 2013 to March 31, 2014 (Absolute)	9.19	17.84	17.19	17.98	11784	11719	11798
March 30, 2012 to March 28, 2013 (Absolute)	8.80	4.54	6.03	7.31	10454	10603	10731
March 31, 2011 to March 30, 2012 (Absolute)	9.82	-10.40	-9.28	-9.23	8960	9072	9077

Scheme Benchmark, ## Additional Benchmark, * As on start of period considered above.

Past performance may or may not be sustained in future. Returns for dividend option would assume reinvestment of tax free dividends declared at the then prevailing NAV. Load and Taxes are not considered for computation of returns.

Total Schemes managed by Mr. Anil Shah is 4. Refer annexure on page no. 68 to know more on performance of schemes managed by Fund Managers.

Top Ten Portfolio Holdings

Issuer	% to net Assets	Issuer	% to net Assets
Indusind Bank Ltd	6.45%	ICICI Bank Ltd	4.00%
Tech Mahindra Ltd	5.77%	Maruti Suzuki India Ltd	3.96%
HCL Technologies Ltd	5.58%	Motherson Sumi Systems Ltd	3.85%
Larsen & Toubro Ltd	4.59%	Lupin Ltd	3.75%
Cairn India Ltd	4.14%	Hindustan Zinc Ltd	3.23%

Birla Sun Life Mutual Fund
Empower



Birla Sun Life Asset Allocation Fund - Aggressive Plan



WEALTH CREATION
SOLUTIONS

What is it?

An open ended Fund-of-Funds scheme with 3 plans to help you plan your investments to suit your risk profile.

As on March 31, 2014

Fund Details

Fund Manager: Mr. Satyabrata Mohanty & Mr. Vineet Maloo

Managing Fund Since: June 18, 2009

Total Experience: 14 years & 9 years

Date of inception: February 24, 2004

Nature of the scheme: An Open-ended Fund of Funds Scheme

Application Amount for fresh subscription*:

₹ 5,000 (plus in multiples of ₹ 1)

Min.Addl.Investment:

₹ 1,000 (plus in multiples of ₹ 1)

SIP:

Monthly: Minimum ₹ 1,000/- plus 5 post dated cheques for a minimum of ₹ 1,000/- each; **Quarterly:** Minimum ₹ 5,000/- plus 3 post dated cheques for a minimum of ₹ 5,000/- each.

NAV of Plans / Options (₹)

Regular Plan

Growth: 38.5118

Dividend: 38.5118

Direct Plan*

Growth: 38.5118

Dividend: 38.4830

Benchmark: CNX Nifty

Quarterly Average AUM: ₹ 7.94 Crores
(as on 31st March 2014)

Load Structure (as % of NAV)

Entry Load: Nil

Exit Load: Nil

Other Parameter

Standard Deviation: 11.87%

Note:

Standard Deviation is calculated on Annualised basis using 3 years history of monthly returns, source: MFI Explorer.

Past performance may or may not be sustained in future. Returns greater than 1 year period are compounded annualized. Dividends are assumed to be reinvested and bonus is adjusted. Load is not taken into consideration. For SIP returns, monthly investment of equal amounts invested on the 1st day of every month has been considered.

Investment Performance - Aggressive Plan - Regular Plan - Growth NAV as on March 31, 2014: ₹ 38.5118

Date of Inception: Feb 24, 2004	NAV Per Unit. * (₹)	Birla Sun Life AAF - Aggressive Plan (%)	CNX Nifty # (%)	S&P BSE SENSEX ## (%)	Value of Standard Investment of ₹ 10000 in		
					Birla Sun Life AAF - Aggressive Plan (₹)	CNX Nifty # (₹)	S&P BSE SENSEX ## (₹)
Since inception till							
March 31, 2014 (CAGR)	10.00	14.28	13.77	14.43	38512	36809	39038
March 28, 2013 to							
March 31, 2014 (Absolute)	33.79	13.97	17.98	18.85	11397	11798	11885
March 30, 2012 to							
March 28, 2013 (Absolute)	32.83	2.92	7.31	8.23	10292	10731	10823
March 31, 2011 to							
March 30, 2012 (Absolute)	34.11	-3.76	-9.23	-10.50	9624	9077	8950

Scheme Benchmark, ## Additional Benchmark, * As on start of period considered above.

Past performance may or may not be sustained in future. Returns for dividend option would assume reinvestment of tax free dividends declared at the then prevailing NAV. Load and Taxes are not considered for computation of returns.

Total Schemes Co-Managed by Fund Managers is 1. Total Schemes managed by Mr. Satyabrata Mohanty is 12. Total Schemes managed by Mr. Vineet Maloo is 11. Refer annexure on page no. 68 to know more on performance of schemes managed by Fund Managers.

*'Direct Plan' is only for investors who purchase /subscribe Units in a Scheme directly with the Mutual Fund and is not available for investors who route their investments through a Distributor. For further details, Investors are advised to refer to Addendum no. 44/2012 dated December 27, 2012 available on our website www.birlasunlife.com

Top Portfolio Holdings - Aggressive Plan

Issuer	% to net Assets	Issuer	% to net Assets
Birla Sun Life New Millennium Fund Direct Plan Gro	22.65%	Birla SL Comd. Equities Glob. Agri Grth Direct	6.56%
Birla Sun Life Top 100 Fund - Growth - Direct Plan	19.04%	Cash & Current Assets	5.23%
Birla Sun Life Advantage Fund - Gr - Dir PI	17.42%	Birla Sun Life Small & Midcap Fund Grth. Direct	0.00%
Birla Sun Life Income Plus - Growth - Direct Plan	15.05%	Birla Sun Life Midcap Fund - Growth - Direct Plan	0.00%
Birla Sun Life Infra. Fund - Grth - Direct Plan	14.07%	Net receivables / payables	-0.02%

Birla Sun Life Asset Allocation Fund - Moderate Plan



WEALTH CREATION
SOLUTIONS

What is it?

An open ended Fund-of-Funds scheme with 3 plans to help you plan your investments to suit your risk profile.

As on March 31, 2014

Fund Details

Fund Manager: Mr. Satyabrata Mohanty & Mr. Vineet Maloo
Managing Fund Since: June 18, 2009
Total Experience: 14 years & 9 years
Date of inception: February 24, 2004
Nature of the scheme: An Open-ended Fund of Funds Scheme
Application Amount for fresh subscription*:
 ₹ 5,000 (plus in multiples of ₹ 1)
Min.Addl.Investment:
 ₹ 1,000 (plus in multiples of ₹ 1)

SIP:

Monthly: Minimum ₹ 1,000/- plus 5 post dated cheques for a minimum of ₹ 1,000/- each; **Quarterly:** Minimum ₹ 5,000/- plus 3 post dated cheques for a minimum of ₹ 5,000/- each.

NAV of Plans / Options (₹)

Regular Plan
 Growth: 33.2062
 Dividend: 33.2063
Direct Plan*
 Growth: 33.2063
 Dividend: 33.2061

Benchmark: CRISIL Balanced Fund Index

Quarterly Average AUM: ₹ 4.04 Crores
 (as on 31st March 2014)

Load Structure (as % of NAV)

Entry Load: Nil
Exit Load: Nil
Other Parameter
Standard Deviation: 8.81%

Note:

Standard Deviation is calculated on Annualised basis using 3 years history of monthly returns, source: MFI Explorer.

Past performance may or may not be sustained in future. Returns greater than 1 year period are compounded annualized. Dividends are assumed to be reinvested and bonus is adjusted. Load is not taken into consideration. For SIP returns, monthly investment of equal amounts invested on the 1st day of every month has been considered.

Investment Performance - Moderate Plan - Regular Plan - Growth

NAV as on March 31, 2014: ₹ 33.2062

Date of Inception: Feb 24, 2004	NAV Per Unit. * (₹)	Birla Sun Life AAF - Moderate Plan (%)	CRISIL Balanced Fund Index # (%)	CNX Nifty ## (%)	Value of Standard Investment of ₹ 10000 in		
					Birla Sun Life AAF - Moderate Plan (₹)	CRISIL Balanced Fund Index # (₹)	CNX Nifty ## (₹)
Since inception till March 31, 2014 (CAGR)	10.00	12.61	11.16	13.77	33206	29117	36809
March 28, 2013 to March 31, 2014 (Absolute)	30.09	10.36	13.40	17.98	11036	11340	11798
March 30, 2012 to March 28, 2013 (Absolute)	28.40	5.94	8.18	7.31	10594	10818	10731
March 31, 2011 to March 30, 2012 (Absolute)	28.38	0.06	-3.17	-9.23	10006	9683	9077

Scheme Benchmark, ## Additional Benchmark, * As on start of period considered above.

Past performance may or may not be sustained in future. Returns for dividend option would assume reinvestment of tax free dividends declared at the then prevailing NAV. Load and Taxes are not considered for computation of returns.

Total Schemes Co-Managed by Fund Managers is 1. Total Schemes managed by Mr. Satyabrata Mohanty is 12. Total Schemes managed by Mr. Vineet Maloo is 11. Refer annexure on page no. 68 to know more on performance of schemes managed by Fund Managers.

Top Portfolio Holdings - Conservative Plan

Issuer	% to net Assets	Issuer	% to net Assets
Birla Sun Life Income Plus - Growth - Direct Plan	24.83%	Cash & Current Assets	7.27%
Birla Sun Life New Millennium Fund Direct Plan Gro	19.48%	Birla Sun Life Infra. Fund - Grth - Direct Plan	7.10%
Birla Sun Life Top 100 Fund - Growth - Direct Plan	14.16%	Birla SL Comd. Equities Glob. Agri Grth Direct	3.89%
Birla Sun Life Advantage Fund - Gr - Dir PI	13.52%	Net receivables / payables	0.81%
Birla Sun Life Govt Sec. Long Term Grwth Direct	8.94%	Birla Sun Life Small & Midcap Fund Grth. Direct	0.00%

Birla Sun Life Mutual Fund
Empower



Birla Sun Life Asset Allocation Fund - Conservative Plan



WEALTH CREATION
SOLUTIONS

What is it?

An open ended Fund-of-Funds scheme with 3 plans to help you plan your investments to suit your risk profile.

As on March 31, 2014

Fund Details

Fund Manager: Mr. Satyabrata Mohanty & Mr. Vineet Maloo
Managing Fund Since: June 18, 2009
Total Experience: 14 years & 9 years
Date of inception: February 24, 2004
Nature of the scheme: An Open-ended Fund of Funds Scheme

Application Amount for fresh subscription*:

₹ 5,000 (plus in multiples of ₹ 1)

Min.Addl.Investment:

₹ 1,000 (plus in multiples of ₹ 1)

SIP:

Monthly: Minimum ₹ 1,000/- plus 5 post dated cheques for a minimum of ₹ 1,000/- each; **Quarterly:** Minimum ₹ 5,000/- plus 3 post dated cheques for a minimum of ₹ 5,000/- each.

NAV of Plans / Options (₹)

Regular Plan

Growth: 24.5778

Dividend: 24.5778

Direct Plan*

Growth: 24.5779

Dividend: -

Benchmark: CRISIL MIP Blended Index

Quarterly Average AUM: ₹ 2.56 Crores
(as on 31st March 2014)

Load Structure (as % of NAV)

Entry Load: Nil

Exit Load: Nil

Other Parameter

Standard Deviation: 5.03%

Note:

Standard Deviation is calculated on Annualised basis using 3 years history of monthly returns, source: MFI Explorer.

Past performance may or may not be sustained in future. Returns greater than 1 year period are compounded annualized. Dividends are assumed to be reinvested and bonus is adjusted. Load is not taken into consideration. For SIP returns, monthly investment of equal amounts invested on the 1st day of every month has been considered.

Investment Performance - Conservative Plan - Regular Plan - Growth

NAV as on March 31, 2014: ₹ 24.5778

Date of Inception: Feb 24, 2004	NAV Per Unit. * (₹)	Birla Sun Life AAF - Conservative Plan (%)	CRISIL MIP Blended Index # (%)	CNX Nifty ## (%)	Value of Standard Investment of ₹ 10000 in		
					Birla Sun Life AAF - Conservative Plan (₹)	CRISIL MIP Blended Index # (₹)	CNX Nifty ## (₹)
Since inception till							
March 31, 2014 (CAGR)	10.00	9.31	7.12	13.77	24578	20045	36809
March 28, 2013 to							
March 31, 2014 (Absolute)	23.47	4.74	6.52	17.98	10474	10652	11798
March 30, 2012 to							
March 28, 2013 (Absolute)	21.61	8.56	9.06	7.31	10856	10906	10731
March 31, 2011 to							
March 30, 2012 (Absolute)	20.79	3.96	5.24	-9.23	10396	10524	9077

Scheme Benchmark, ## Additional Benchmark, * As on start of period considered above.

Past performance may or may not be sustained in future. Returns for dividend option would assume reinvestment of tax free dividends declared at the then prevailing NAV. Load and Taxes are not considered for computation of returns.

Total Schemes Co-Managed by Fund Managers is 1. Total Schemes managed by Mr. Satyabrata Mohanty is 12. Total Schemes managed by Mr. Vineet Maloo is 11. Refer annexure on page no. 68 to know more on performance of schemes managed by Fund Managers.

Top Portfolio Holdings - Conservative Plan

Issuer	% to net Assets	Issuer	% to net Assets
Birla Sun Life Income Plus - Growth - Direct Plan	63.55%	Birla Sun Life Infra. Fund - Grth - Direct Plan	2.80%
Cash & Current Assets	11.23%	Birla SL Comd. Equities Glob. Agri Grth Direct	1.81%
Birla Sun Life New Millennium Fund Direct Plan Gro	7.27%	Birla Sun Life Govt Sec. Long Term Grwth Direct	1.22%
Birla Sun Life Top 100 Fund - Growth - Direct Plan	6.13%	Net receivables / payables	0.39%
Birla Sun Life Advantage Fund - Gr - Dir Pl	5.60%	Birla Sun Life Small & Midcap Fund Grth. Direct	0.00%

Birla Sun Life Index Fund



WEALTH CREATION
SOLUTIONS

What is it?

A fund that is designed to mirror the market performance of the 50 companies in the Nifty Index.

As on March 31, 2014

Fund Details

Fund Manager: Mr. Ajay Garg
Managing Fund Since: October 01, 2006
Total Experience: 21 years
Date of inception: September 18, 2002
Nature of the scheme: An Open-ended Index Linked Growth Scheme

Application Amount for fresh subscription*:

₹ 5,000 (plus in multiples of ₹ 1)

Min.Addl.Investment:

₹ 1,000 (plus in multiples of ₹ 1)

SIP:

Monthly: Minimum ₹ 1,000/- plus 5 post dated cheques for a minimum of ₹ 1,000/- each; **Quarterly:** Minimum ₹ 5,000/- plus 3 post dated cheques for a minimum of ₹ 5,000/- each.

NAV of Plans / Options (₹)

Regular Plan
 Growth: 65.7147
 Dividend: 22.0897

Direct Plan*
 Growth: 65.5856
 Dividend: 22.1535

Benchmark: CNX Nifty

Quarterly Average AUM: ₹ 21.06 Crores
 (as on 31st March 2014)

Load Structure (as % of NAV) (Incl. for SIP)

Entry Load: Nil
Exit Load:** 0.50% if redeemed / switched out within 7 days from the date of allotment.
 **Exit Load is NIL for units issued in Bonus & Dividend Reinvestment.

Other Parameter
Standard Deviation: 17.60%

Note:

Standard Deviation is calculated on Annualised basis using 3 years history of monthly returns, source: MFI Explorer.

Investment Performance - Regular Plan - Growth

NAV as on March 31, 2014: ₹ 65.7147

Date of Inception: Sept 18, 2002	NAV Per Unit. * (₹)	Birla Sun Life Index Fund (%)	CNX Nifty # (%)	S&P BSE SENSEX ## (%)	Value of Standard Investment of ₹ 10000 in		
					Birla Sun Life Index Fund (₹)	CNX Nifty # (₹)	S&P BSE SENSEX ## (₹)
Since inception till March 31, 2014 (CAGR)	10.00	17.72	18.09	18.79	65715	68160	72925
March 28, 2013 to March 31, 2014 (Absolute)	55.47	18.47	17.98	18.85	11847	11798	11885
March 30, 2012 to March 28, 2013 (Absolute)	51.90	6.88	7.31	8.23	10688	10731	10823
March 31, 2011 to March 30, 2012 (Absolute)	57.74	-10.11	-9.23	-10.50	8989	9077	8950

Scheme Benchmark, ## Additional Benchmark, * As on start of period considered above.

Past performance may or may not be sustained in future. Returns for dividend option would assume reinvestment of tax free dividends declared at the then prevailing NAV. Load and Taxes are not considered for computation of returns.

Total Schemes managed by Mr. Ajay Garg is 10. Refer annexure on page no. 68 to know more on performance of schemes managed by Fund Managers.

*'Direct Plan' is only for investors who purchase /subscribe Units in a Scheme directly with the Mutual Fund and is not available for investors who route their investments through a Distributor. For further details, Investors are advised to refer to Addendum no. 44/2012 dated December 27, 2012 available on our website www.birlasunlife.com

Top Ten Portfolio Holdings

Issuer	% to net Assets	Issuer	% to net Assets
Nifty Index	17.82%	HDFC Bank Ltd	5.10%
ITC Ltd	7.16%	Housing Development Finance Corporation Ltd	5.08%
Infosys Ltd	5.85%	Tata Consultancy Services Ltd	4.02%
Reliance Industries Ltd	5.65%	Larsen & Toubro Ltd	3.82%
ICICI Bank Ltd	5.31%	Tata Motors Ltd	2.63%

Birla Sun Life Gold Fund



WEALTH CREATION
SOLUTIONS

What is it?

An open ended fund of fund scheme that predominantly invests in units of Birla Sun Life Gold ETF (underlying scheme) and one doesn't require a Demat Account to invest in it.

As on March 31, 2014

Fund Details

Fund Manager: Mr. Satyabrata Mohanty
Managing Fund Since: March 20, 2012
Total Experience: 14 Years
Date of inception: March 20, 2012
Nature of the scheme: An Open ended Fund of Fund Scheme

Application Amount for fresh subscription*:

₹ 5,000 (plus in multiples of ₹ 1)

Min.Addl.Investment:

₹ 1,000 (plus in multiples of ₹ 1)

SIP:

Monthly: Minimum ₹ 1,000/- plus 5 post dated cheques for a minimum of ₹ 1,000/- each; **Quarterly:** Minimum ₹ 5,000/- plus 3 post dated cheques for a minimum of ₹ 5,000/- each.

NAV of Plans / Options (₹)

Regular Plan

Growth: 9.7290

Dividend: 9.7289

Direct Plan*

Growth: 9.7548

Dividend: 9.7493

Benchmark: Domestic price of physical gold

Quarterly Average AUM: ₹ 69.96 Crores
(as on 31st March 2014)

Load Structure (as % of NAV) (Incl. for SIP)

Entry Load: Nil

Exit Load:** 2% if redeemed / switched out within 365 days from the date of allotment
**Exit Load is NIL for units issued in Bonus & Dividend Reinvestment

Other Parameter

Standard Deviation: 21.69%

Sharpe Ratio##: -0.58

Beta: 0.76

Note:

Standard Deviation, Sharpe Ratio & Beta are calculated on Annualised basis using 1 year history of monthly returns, source: MFI Explorer.

Risk-free rate assumed to be 8.825% (91 day T-bill yield as on Mar 31, 2014).

Investment Performance - Regular Plan - Growth

NAV as on March 31, 2014: ₹ 9.7290

Date of Inception: Mar 20, 2012	NAV Per Unit. * (₹)	Birla Sun Life Gold Fund (%)	Domestic price of physical gold # (%)	Value of Standard Investment of ₹ 10000 in	
				Birla Sun Life Gold Fund (₹)	Domestic price of physical gold # (₹)
Since inception till March 31, 2014 (CAGR)	10.0000	-1.34	2.16	9729	10443
March 28, 2013 to March 31, 2014 (Absolute)	10.1004	-3.68	-2.88	9632	9712
March 30, 2012 to March 28, 2013 (Absolute)	10.0836	0.17	4.92	10017	10492

Scheme Benchmark, * As on start of period considered above.

Past performance may or may not be sustained in future. Load and Taxes are not considered for computation of returns.

Total Schemes managed by Mr. Satyabrata Mohanty is 12. Refer annexure on page no. 68 to know more on performance of schemes managed by Fund Managers.

Investors should note that, Birla Sun Life Gold Fund being an open ended fund of fund scheme invests in Birla Sun Life Gold ETF which invests in physical gold of 99.5% purity and they shall bear the recurring expenses of the underlying scheme (i.e. Birla Sun Life Gold ETF) in addition to the recurring expenses of the Scheme.

Direct Plan is only for investors who purchase /subscribe Units in a Scheme directly with the Mutual Fund and is not available for investors who route their investments through a Distributor. For further details, Investors are advised to refer to Addendum no. 44/2012 dated December 27, 2012 available on our website www.birlasunlife.com

Portfolio Holdings

Issuer

Birla Sun Life Gold ETF

Cash & Current Assets

Net receivables / payables

% to net Assets

99.68%

3.23%

-2.91%

Birla Sun Life Gold ETF



WEALTH CREATION
SOLUTIONS

What is it?

An ETF that invests in physical gold of 99.5% purity to generate returns in line with performance of gold, subject to tracking errors.

As on March 31, 2014

Fund Details

Fund Manager: Mr. Prasad Dhonde
Managing Fund Since: October 03, 2012
Total Experience: 13 Years
Date of inception: May 13, 2011
Nature of the scheme: An Open ended Gold Exchange Traded Fund

Application Amount for fresh subscription*:

₹ 5,000 (plus in multiples of ₹ 1)

Min.Addl.Investment:

₹ 1,000 (plus in multiples of ₹ 1)

SIP:

Monthly: Minimum ₹ 1,000/- plus 5 post dated cheques for a minimum of ₹ 1,000/- each; **Quarterly:** Minimum ₹ 5,000/- plus 3 post dated cheques for a minimum of ₹ 5,000/- each.

NAV (₹): 2,843.3841

Benchmark: Domestic price of physical gold

Quarterly Average AUM: ₹ 119.77 Crores
 (as on 31st March 2014)

Load Structure (as % of NAV)

Entry Load: Nil

Exit Load (Including

fractional units, if any): Nil; **The units of the scheme are compulsorily traded in dematerialized form, and hence, there shall be no entry/exit load for the units purchased or sold through stock exchanges. However, the investor shall have to bear costs in form of bid/ask spread and brokerage or such other cost as charged by his broker for transacting in units of the scheme through secondary market.

Other Parameter

Standard Deviation: 30.67%

Sharpe Ratio##: -0.41

Beta: 1.06

Note:

Standard Deviation, Sharpe Ratio & Beta are calculated on Annualised basis using 1 year history of monthly returns, source: MFI Explorer.

Risk-free rate assumed to be 8.825% (91 day T-bill yield as on Mar 31, 2014).

Investment Performance

NAV as on March 31, 2014: ₹ 2843.3841

Date of Inception: May 13, 2011	NAV Per Unit. * (₹)	Birla Sun Life Gold ETF (%)	Domestic price of physical gold # (%)	Value of Standard Investment of ₹ 10000 in	
				Birla Sun Life Gold ETF (₹)	Domestic price of physical gold # (₹)
Since inception till					
March 31, 2014 (CAGR)	2227.8530	8.85	10.06	12763	13175
March 28, 2013 to					
March 31, 2014 (Absolute)	2956.0084	-3.81	-2.88	9619	9712
March 30, 2012 to					
March 28, 2013 (Absolute)	2844.9008	3.91	4.92	10391	10492

Scheme Benchmark, * As on start of period considered above.

Past performance may or may not be sustained in future. Load and Taxes are not considered for computation of returns.

Total Schemes managed by Mr. Prasad Dhonde is 18. Refer annexure on page no. 68 to know more on performance of schemes managed by Fund Managers.

Portfolio Holdings

Issuer

	% to net Assets
Gold	99.79%
Cash & Current Assets	0.13%
Net receivables / payables	0.08%



Tax Savings Solutions



What are Tax Savings Solutions?

Our Tax Savings Solutions help to reduce your tax burden and at the same time, aim to grow your money through equity investments.

Who can benefit from Tax Savings Solutions?

Tax saving is important, especially when investors can save up to ₹ 30,900 in taxes! Section 80C of the Income Tax Act, 1961 provides options to save tax by reducing the taxable income by up to ₹ 1 lakh.

But, wealth creation is also important. Isn't it? That's why this solution is ideal for investors who would like to create wealth along with tax saving.

Tax savings of ₹ 30,900 is calculated assuming qualifying amount of deduction is ₹ 1 lakh & investor falls in the top income tax slab of 30% & includes applicable cess. Investors are advised to consult their tax advisor in view of individual nature of tax benefits.

Benefits of Tax Savings Solutions:

Low lock-in period: Your money is locked-in for just 3 years, as against the much longer lock-in periods in other options.

Potential to earn dividends: While your money is locked-in for 3 years, you may opt for the dividend option and can receive returns in the form of tax-free dividends during this time. This feature is unique only to tax saving solutions from mutual funds.

Earn market linked returns: Since investments are made in stocks of Indian companies, the value of your investment moves with the stock market. Although it comes with market related risks, your money is diversified i.e. spread out across stocks of multiple companies and is being monitored by an investment expert with an aim to minimize such risks.

Tax-free returns: When you withdraw your investment after 3 years, the returns are totally tax free. Yes, you save taxes on both, your initial investment and also on the returns.

Tax deduction(s) available u/s 80C of the Income Tax Act, 1961 is subject to conditions specified therein.

Investors are requested to note that fiscal laws may change from time to time and there can be no guarantee that the current tax position may continue in the future.

Investors are advised to consult their tax advisor in view of individual nature of tax benefits.

The Financial Solution (Savings Solution) stated above is ONLY for highlighting the many advantages perceived from investments in Mutual Funds but does not in any manner, indicate or imply, either the quality of any particular Scheme or guarantee any specific performance/returns.



Birla Sun Life Tax Relief '96



TAX SAVINGS
SOLUTIONS

What is it?

A fund that provides an opportunity to save tax while growing your money through Equity investments.

As on March 31, 2014

Fund Details

Fund Manager: Mr. Ajay Garg
Managing Fund Since: October 01, 2006
Total Experience: 21 years
Date of inception: March 29, 1996
Nature of the scheme: An Open-ended ELSS Scheme with a lock - in of 3 years from the date of allotment.

Application Amount for fresh subscription*:

₹ 5,000 (plus in multiples of ₹ 1)
 Min.Addl.Investment:
 ₹ 1,000 (plus in multiples of ₹ 1)

SIP:

Monthly: Minimum ₹ 500/- plus 5 post dated cheques for a minimum of ₹ 500/- each; **Quarterly:** Minimum ₹ 500/- plus 3 post dated cheques for a minimum of ₹ 500/- each.

NAV of Plans / Options (₹)

Regular Plan

Growth (w.e.f. 06/03/08): 13.70
 Dividend: 87.59

Direct Plan*

Growth: 13.84
 Dividend: 95.56

Benchmark: S&P BSE 200

Quarterly Average AUM: ₹ 1,410.87 Crores
 (as on 31st March 2014)

Load Structure (as % of NAV) (Incl. for SIP)

Entry Load: Nil
Exit Load: Nil

Other Parameter

Standard Deviation: 16.65%
Sharpe Ratio##: -0.11
Beta: 0.88

Note:

Standard Deviation, Sharpe Ratio & Beta are calculated on Annualised basis using 3 years history of monthly returns, source: MFI Explorer.

Risk-free rate assumed to be 8.825% (91 day T-bill yield as on Mar 31, 2014).

Past performance may or may not be sustained in future. Returns greater than 1 year period are compounded annualized. Dividends are assumed to be reinvested and bonus is adjusted. Load is not taken into consideration. For SIP returns, monthly investment of equal amounts invested on the 1st day of every month has been considered.

Investment Performance - Regular Plan - Dividend

NAV as on March 31, 2014: ₹ 87.59

Date of Inception: Mar 29, 1996	NAV Per Unit. * (₹)	Birla Sun Life Tax Relief '96 (%)	S&P BSE 200 # (%)	CNX Nifty ## (%)	Value of Standard Investment of ₹ 10000 in		
					Birla Sun Life Tax Relief '96 (₹)	S&P BSE 200 # (₹)	CNX Nifty ## (₹)
Since inception till March 31, 2014 (CAGR)	10.00	26.13	12.05	11.23	655614	77630	68042
March 28, 2013 to March 31, 2014 (Absolute)	73.01	24.55	17.19	17.98	12455	11719	11798
March 30, 2012 to March 28, 2013 (Absolute)	69.48	9.25	6.03	7.31	10925	10603	10731
March 31, 2011 to March 30, 2012 (Absolute)	82.85	-9.97	-9.28	-9.23	9003	9072	9077

Scheme Benchmark, ## Additional Benchmark, * As on start of period considered above.

Past performance may or may not be sustained in future. Returns assume reinvestment of tax free dividends declared at the then prevailing NAV. Load and Taxes are not considered for computation of returns.

Total Schemes managed by Mr. Ajay Garg is 10. Refer annexure on page no. 68 to know more on performance of schemes managed by Fund Managers.

Tax deduction(s) available u/s 80C of the Income Tax Act, 1961 is subject to conditions specified therein.

Investors are requested to note that fiscal laws may change from time to time and there can be no guarantee that the current tax position may continue in the future.

Investors are advised to consult their tax advisor in view of individual nature of tax benefits.

*'Direct Plan' is only for investors who purchase /subscribe Units in a Scheme directly with the Mutual Fund and is not available for investors who route their investments through a Distributor. For further details, Investors are advised to refer to Addendum no. 44/2012 dated December 27, 2012 available on our website www.birlasunlife.com

Top Ten Portfolio Holdings

Issuer	% to net Assets	Issuer	% to net Assets
Reliance Industries Ltd	5.02%	Bayer CropScience Ltd	3.75%
ICICI Bank Ltd	4.95%	Larsen & Toubro Ltd	3.56%
ICRA Ltd	4.72%	Honeywell Automation India Ltd	3.43%
Tata Consultancy Services Ltd	4.51%	Cummins India Ltd	3.26%
ING Vysya Bank Ltd	4.15%	Housing Development Finance Corporation Ltd	3.24%

Birla Sun Life Tax Plan



TAX SAVINGS
SOLUTIONS

What is it?

A fund that provides an opportunity to save tax while growing your money through Equity investments.

As on March 31, 2014

Fund Details

Fund Manager: Mr. Ajay Garg
Managing Fund Since: October 17, 2011
Total Experience: 21 years
Date of inception: February 16, 1999
Nature of the scheme: An Open-ended ELSS Scheme with a lock - in of 3 years from the date of allotment.

Application Amount for fresh subscription*:

₹ 5,000 (plus in multiples of ₹ 1)

Min.Addl.Investment:

₹ 1,000 (plus in multiples of ₹ 1)

SIP:

Monthly: Minimum ₹ 500/- plus 5 post dated cheques for a minimum of ₹ 500/- each; **Quarterly:** Minimum ₹ 500/- plus 3 post dated cheques for a minimum of ₹ 500/- each.

NAV of Plans / Options (₹)

Regular Plan

Growth: 17.57

Dividend: 51.67

Direct Plan[§]

Growth: 17.76

Dividend: 58.49

Benchmark: S&P BSE SENSEX

Quarterly Average AUM: ₹ 120.12 Crores
(as on 31st March 2014)

Load Structure (as % of NAV) (Incl. for SIP)

Entry Load: Nil

Exit Load: Nil

Other Parameter

Standard Deviation: 16.14%

Sharpe Ratio^{##}: -0.06

Beta: 0.88

Note:

Standard Deviation, Sharpe Ratio & Beta are calculated on Annualised basis using 3 years history of monthly returns, source: MFI Explorer.

Risk-free rate assumed to be 8.825% (91 day T-bill yield as on Mar 31, 2014).

Past performance may or may not be sustained in future. Returns greater than 1 year period are compounded annualized. Dividends are assumed to be reinvested and bonus is adjusted. Load is not taken into consideration. For SIP returns, monthly investment of equal amounts invested on the 1st day of every month has been considered.

Investment Performance - Regular Plan - Dividend

NAV as on March 31, 2014: ₹ 51.67

Date of Inception: Feb 16, 1999	NAV Per Unit. * (₹)	Birla Sun Life Tax Plan (%)	S&P BSE SENSEX # (%)	CNX Nifty ## (%)	Value of Standard Investment of ₹ 10000 in		
					Birla Sun Life Tax Plan (₹)	S&P BSE SENSEX # (₹)	CNX Nifty ## (₹)
Since inception till							
March 31, 2014 (CAGR)	10.00	20.14	13.39	13.72	160440	66931	69916
March 28, 2013 to							
March 31, 2014 (Absolute)	45.34	23.67	18.85	17.98	12367	11885	11798
March 30, 2012 to							
March 28, 2013 (Absolute)	42.96	8.94	8.23	7.31	10894	10823	10731
March 31, 2011 to							
March 30, 2012 (Absolute)	47.17	-6.86	-10.50	-9.23	9314	8950	9077

Scheme Benchmark, ## Additional Benchmark, * As on start of period considered above.

Past performance may or may not be sustained in future. Returns assume reinvestment of tax free dividends declared at the then prevailing NAV. Load and Taxes are not considered for computation of returns.

Total Schemes managed by Mr. Ajay Garg is 10. Refer annexure on page no. 68 to know more on performance of schemes managed by Fund Managers.

Tax deduction(s) available u/s 80C of the Income Tax Act, 1961 is subject to conditions specified therein.


Investors are requested to note that fiscal laws may change from time to time and there can be no guarantee that the current tax position may continue in the future.

Investors are advised to consult their tax advisor in view of individual nature of tax benefits.


[§]'Direct Plan' is only for investors who purchase /subscribe Units in a Scheme directly with the Mutual Fund and is not available for investors who route their investments through a Distributor. For further details, Investors are advised to refer to Addendum no. 44/2012 dated December 27, 2012 available on our website www.birlasunlife.com

Top Ten Portfolio Holdings

Issuer	% to net Assets	Issuer	% to net Assets
Reliance Industries Ltd	4.87%	Bayer CropScience Ltd	3.68%
ICICI Bank Ltd	4.83%	Larsen & Toubro Ltd	3.46%
ICRA Ltd	4.63%	Honeywell Automation India Ltd	3.37%
Tata Consultancy Services Ltd	4.40%	Cummins India Ltd	3.17%
ING Vysya Bank Ltd	4.07%	Housing Development Finance Corporation Ltd	3.16%



Regular Income Solutions



What are Regular Income Solutions?

Our Regular Income Solutions aim to preserve your money and provide regular income.

Who can benefit from Regular Income Solutions?

This is an ideal solution for investors who are interested in alternative modes of regular income, either in present or after retirement stage, and have low propensity for risk.

(Regular income is not assured & is subject to availability of distributable surplus.)

Benefits of Regular Income Solutions:

They aim to preserve your money & provide regular income: These schemes generally invest in instruments like bonds of reputed Indian companies and securities (bonds) issued by the Government of India which are considered relatively safe in order to generate regular income for you.

They aim to fight Inflation: A small part is invested in equity i.e. stocks of Indian companies to help you stay ahead of inflation.

Tax-efficient Returns: You may opt for a monthly dividend option where, in addition to the growth of your invested amount, a portion of the same comes to you as monthly income which is given in the form of dividends. These dividends are completely tax-free in your hands!

A dividend distribution tax of 28.325% is applicable and is deducted by the fund house.

The DDT rate of 28.325% is effective June 01, 2013 and further, upto May 31, 2013 DDT rate applicable shall be 14.1625% as amended by Finance Bill/Act 2013.

Investors are requested to note that fiscal laws may change from time to time and there can be no guarantee that the current tax position may continue in the future.

Investors are advised to consult their tax advisor in view of individual nature of tax benefits

Wherever mentioned, Regular Income / Second Income / Monthly Dividend is not assured and is subject to availability of distributable surplus. The Financial Solution (Regular Income Solution) stated above is ONLY for highlighting the many advantages perceived from investments in Mutual Funds but does not in any manner, indicate or imply, either the quality of any particular Scheme or guarantee any specific performance/returns.



Birla Sun Life Monthly Income

(An open-ended income scheme. Monthly income is not assured and is subject to availability of distributable surplus.)



REGULAR INCOME
SOLUTIONS

What is it?

A fund that seeks to provide you regular income with an opportunity to grow your money through fixed income investments and a limited exposure to the equity markets.

As on March 31, 2014

Fund Details

Fund Manager: Mr. Satyabrata Mohanty & Mr. Kaustubh Gupta
Managing Fund Since: June 18, 2009
Total Experience: 14 years & 7 years
Date of inception: July 14, 1999
Nature of the scheme: An Open-ended Income Scheme

Application Amount for fresh subscription*:

₹ 5,000 (plus in multiples of ₹ 1)

Min.Addl.Investment:

₹ 1,000 (plus in multiples of ₹ 1)

SIP:

Monthly: Minimum ₹ 1,000/- plus 5 post dated cheques for a minimum of ₹ 1,000/- each; **Quarterly:** Minimum ₹ 5,000/- plus 3 post dated cheques for a minimum of ₹ 5,000/- each.

NAV of Plans / Options (₹)

Regular Plan

Growth: 44.8576

Dividend: 11.2464

Quarterly Dividend: 11.6113

Direct Plan*

Growth: 45.2072

Dividend: 11.9030

Quarterly Dividend: 11.8264

Benchmark: CRISIL MIP Blended Index

Quarterly Average AUM: ₹ 293.12 Crores

(as on 31st March 2014)

Load Structure (as % of NAV) (Incl .for SIP)

Entry Load: Nil

Exit Load:** 1.00% if redeemed / switched out within 365 days from the date of allotment.

**Exit Load is NIL for units issued in Bonus & Dividend Reinvestment.

Other Parameter

Modified Duration: 5.25 years

Yield to Maturity: 9.58%

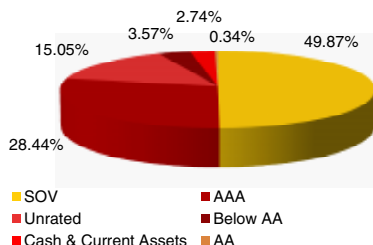
(for Debt Component)

Standard Deviation: 4.03%

Sharpe Ratio##: -0.45

Beta: 0.81

Rating Profile of Portfolio



Investment Performance - Regular Plan - Growth

NAV as on March 31, 2014: ₹ 44.8576

Date of Inception: July 14, 1999	NAV Per Unit. * (₹)	Birla Sun Life Monthly Income (%)	CRISIL MIP Blended Index # (%)	CRISIL 10 Year Gilt Index ## (%)	Value of Standard Investment of ₹ 10000 in		
					Birla Sun Life Monthly Income (₹)	CRISIL MIP Blended Index # (₹)	CRISIL 10 Year Gilt Index ## (₹)
Since inception till March 31, 2014 (CAGR)	10.0000	10.73	N/A	N/A	44858	N/A	N/A
March 28, 2013 to March 31, 2014 (Absolute)	41.8609	7.16	6.52	-0.96	10716	10652	9904
March 30, 2012 to March 28, 2013 (Absolute)	38.9963	7.35	9.06	11.25	10735	10906	11125
March 31, 2011 to March 30, 2012 (Absolute)	36.6220	6.48	5.24	2.43	10648	10524	10243

Scheme Benchmark, ## Additional Benchmark, * As on start of period considered above.

Past performance may or may not be sustained in future. Returns for dividend option would assume reinvestment of dividends declared, net of dividend distribution tax, if any, at the then prevailing NAV. Load and Taxes are not considered for computation of returns. When scheme/additional benchmark returns are not available, they have not been shown.

Performance of scheme may or may not be strictly comparable with that of its additional benchmark in view of hybrid nature of scheme.

Total Schemes Co-Managed by Fund Managers is 4. Total Schemes managed by Mr. Satyabrata Mohanty is 12. Total Schemes managed by Mr. Kaustubh Gupta is 120. Refer annexure on page no. 68 to know more on performance of schemes managed by Fund Managers.

Note:

Standard Deviation, Sharpe Ratio & Beta are calculated on Annualised basis using 3 years history of monthly returns, source: MFI Explorer.

Risk-free rate assumed to be 8.825% (91 day T-bill yield as on Mar 31, 2014).

*'Direct Plan' is only for investors who purchase /subscribe Units in a Scheme directly with the Mutual Fund and is not available for investors who route their investments through a Distributor. For further details, Investors are advised to refer to Addendum no. 44/2012 dated December 27, 2012 available on our website www.birlasunlife.com

Top Ten Portfolio Holdings

Issuer	% to net Assets	Rating	Issuer	% to net Assets	Rating
Government of India	35.41%	SOV	DLF Ltd	3.57%	ICRA A
Power Finance Corporation Ltd	15.05%	CRISIL AAA	Repco Home Finance Ltd	1.95%	
State Government Securities	14.46%	SOV	IPCA Laboratories Ltd	1.32%	
Piramal Enterprises Ltd	6.55%	ICRA A1+	ICICI Bank Ltd	1.11%	
Power Grid Corporation of India Ltd	5.70%	CRISIL AAA	KEWAL KIRAN CLOTHING LIMITED	0.84%	

Birla Sun Life MIP

(An open-ended income scheme. Monthly income is not assured and is subject to availability of distributable surplus.)



REGULAR INCOME
SOLUTIONS

What is it?

A fund that seeks to provide you regular income with an opportunity to grow your money through fixed income investments and a limited exposure to the equity markets.

As on March 31, 2014

Fund Details

Fund Manager: Mr. Satyabrata Mohanty & Mr. Kaustubh Gupta
Managing Fund Since: June 18, 2009
Total Experience: 14 years & 7 years
Date of inception: November 20, 2000
Nature of the scheme: An Open-ended Income Scheme

Application Amount for fresh subscription*:

₹ 5,000 (plus in multiples of ₹ 1)

Min.Addl.Investment:

₹ 1,000 (plus in multiples of ₹ 1)

SIP:

Monthly: Minimum ₹ 1,000/- plus 5 post dated cheques for a minimum of ₹ 1,000/- each; **Quarterly:** Minimum ₹ 5,000/- plus 3 post dated cheques for a minimum of ₹ 5,000/- each.

NAV of Plans / Options (₹)

Regular Plan

Growth: 32.8954

Monthly Dividend: 11.3975

Direct Plan^s

Growth: 33.0687

Monthly Dividend: 12.1630

Benchmark: CRISIL MIP Blended Index

Quarterly Average AUM: ₹ 115.22 Crores

(as on 31st March 2014)

Load Structure (as % of NAV) (Incl. for SIP)

Entry Load: Nil

Exit Load:** 2.00% if redeemed / switched out within 365 days from the date of allotment. 1.00% if redeemed/switched out after 365 days but before 730 days from the date of allotment. Nil if redeemed / switched out after 730 days from the date of allotment. (w.e.f June 06, 2013)
**Exit Load is NIL for units issued in Bonus & Dividend Reinvestment.

Other Parameter

Modified Duration: 3.13 years

Yield to Maturity: 10.76%

(for Debt Component)

Standard Deviation: 3.97%

Sharpe Ratio##: -0.38

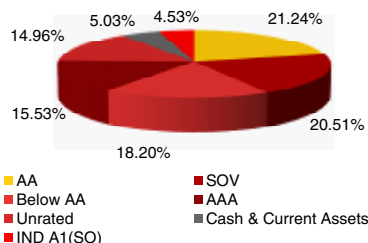
Beta: 0.77

Note:

Standard Deviation, Sharpe Ratio & Beta are calculated on Annualised basis using 3 years history of monthly returns, source: MFI Explorer.

Risk-free rate assumed to be 8.825% (91 day T-bill yield as on Mar 31, 2014).

Rating Profile of Portfolio



Investment Performance - Regular Plan - Growth

NAV as on March 31, 2014: ₹ 32.8954

Date of Inception: Nov 20, 2000	NAV Per Unit. * (₹)	Birla Sun Life MIP (%)	CRISIL MIP Blended Index # (%)	CRISIL 10 Year Gilt Index ## (%)	Value of Standard Investment of ₹ 10000 in		
					Birla Sun Life MIP (₹)	CRISIL MIP Blended Index # (₹)	CRISIL 10 Year Gilt Index ## (₹)
Since inception till March 31, 2014 (CAGR)	10.0000	9.32	N/A	N/A	32895	N/A	N/A
March 28, 2013 to March 31, 2014 (Absolute)	30.4733	7.95	6.52	-0.96	10795	10652	9904
March 30, 2012 to March 28, 2013 (Absolute)	28.1016	8.44	9.06	11.25	10844	10906	11125
March 31, 2011 to March 30, 2012 (Absolute)	26.6051	5.62	5.24	2.43	10562	10524	10243

Scheme Benchmark, ## Additional Benchmark, * As on start of period considered above.

Past performance may or may not be sustained in future. Returns for dividend option would assume reinvestment of dividends declared, net of dividend distribution tax, if any, at the then prevailing NAV. Load and Taxes are not considered for computation of returns. When scheme/additional benchmark returns are not available, they have not been shown. Performance of scheme may or may not be strictly comparable with that of its additional benchmark in view of hybrid nature of scheme.

Total Schemes Co-Managed by Fund Managers is 4. Total Schemes managed by Mr. Satyabrata Mohanty is 12. Total Schemes managed by Mr. Kaustubh Gupta is 120. Refer annexure on page no. 68 to know more on performance of schemes managed by Fund Managers.

^s'Direct Plan' is only for investors who purchase /subscribe Units in a Scheme directly with the Mutual Fund and is not available for investors who route their investments through a Distributor. For further details, Investors are advised to refer to Addendum no. 44/2012 dated December 27, 2012 available on our website www.birlasunlife.com

Top Ten Portfolio Holdings

Issuer	% to net Assets	Rating	Issuer	% to net Assets	Rating
DLF Ltd	18.20%	ICRA A	IDBI Bank Ltd	6.17%	CRISIL AA+
Indiabulls Housing Finance Ltd	15.07%	CARE AA+	RHC Holding Pvt Ltd	4.53%	IND A1(SO)
Power Finance Corporation Ltd	14.62%	CRISIL AAA	National Bank For Agriculture and Rural Development	0.91%	CRISIL AAA
Government of India	11.89%	SOV	ICICI Bank Ltd	0.89%	
State Government Securities	8.61%	SOV	ITC Ltd	0.71%	

Birla Sun Life Mutual Fund
Empower



Birla Sun Life MIP II - Wealth 25 Plan

(An open-ended income scheme. Monthly income is not assured and is subject to availability of distributable surplus.)



REGULAR INCOME
SOLUTIONS

What is it?

A fund that seeks to provide you regular income with an opportunity to grow your money through fixed income investments and a limited exposure to the equity markets.

Fund Details

Fund Manager: Mr. Satyabrata Mohanty & Mr. Kaustubh Gupta
Managing Fund Since: June 18, 2009
Total Experience: 14 years & 7 years
Date of inception: May 22, 2004
Nature of the scheme: An Open-ended Income Scheme

Application Amount for fresh subscription*:

₹ 5,000 (plus in multiples of ₹ 1)

Min.Addl.Investment:

₹ 1,000 (plus in multiples of ₹ 1)

SIP:

Monthly: Minimum ₹ 1,000/- plus 5 post dated cheques for a minimum of ₹ 1,000/- each; **Quarterly:** Minimum ₹ 5,000/- plus 3 post dated cheques for a minimum of ₹ 5,000/- each.

NAV of Plans / Options (₹)

Regular Plan

Growth: 23.0439

Monthly Dividend: 11.8190

Direct Plan*

Growth: 23.1695

Monthly Dividend: 13.0344

Benchmark: CRISIL MIP Blended Index

Quarterly Average AUM: ₹ 184.41 Crores
(as on 31st March 2014)

Load Structure (as % of NAV) (Incl. for SIP)

Entry Load: Nil

Exit Load:** 1% if redeemed/switched out within 365 days from the date of allotment.

**Exit Load is NIL for units issued in Bonus & Dividend Reinvestment.

Other Parameter

Modified Duration: 5.01 years

Yield to Maturity: 9.75%

(for Debt Component)

Standard Deviation: 5.62%

Sharpe Ratio##: 0.02

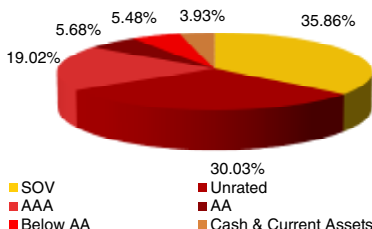
Beta: 1.01

Note:

Standard Deviation, Sharpe Ratio & Beta are calculated on Annualised basis using 3 years history of monthly returns, source: MFI Explorer.

Risk-free rate assumed to be 8.825% (91 day T-bill yield as on Mar 31, 2014).

Rating Profile of Portfolio



As on March 31, 2014

Investment Performance - Regular Plan - Growth

NAV as on March 31, 2014: ₹ 23.0439

Date of Inception: May 22, 2004	NAV Per Unit * (₹)	Birla Sun Life MIP II - Wealth 25 Plan (%)	CRISIL MIP Blended Index # (%)	CRISIL 10 Year Gilt Index ## (%)	Value of Standard Investment of ₹ 10000 in		
					Birla Sun Life MIP II - Wealth 25 Plan (₹)	CRISIL MIP Blended Index # (₹)	CRISIL 10 Year Gilt Index ## (₹)
Since inception till March 31, 2014 (CAGR)	10.0000	8.83	7.39	4.13	23044	20209	14909
March 28, 2013 to March 31, 2014 (Absolute)	20.4349	12.77	6.52	-0.96	11277	10652	9904
March 30, 2012 to March 28, 2013 (Absolute)	18.8820	8.22	9.06	11.25	10822	10906	11125
March 31, 2011 to March 30, 2012 (Absolute)	17.8300	5.90	5.24	2.43	10590	10524	10243

Scheme Benchmark, ## Additional Benchmark, * As on start of period considered above.

Past performance may or may not be sustained in future. Returns for dividend option would assume reinvestment of dividends declared, net of dividend distribution tax, if any, at the then prevailing NAV. Load and Taxes are not considered for computation of returns. Performance of scheme may or may not be strictly comparable with that of its additional benchmark in view of hybrid nature of scheme.

Total Schemes Co-Managed by Fund Managers is 4. Total Schemes managed by Mr. Satyabrata Mohanty is 12. Total Schemes managed by Mr. Kaustubh Gupta is 120. Refer annexure on page no. 68 to know more on performance of schemes managed by Fund Managers.

Top Ten Portfolio Holdings

Issuer	% to net Assets	Rating	Issuer	% to net Assets	Rating
Government of India	33.69%	SOV	Export Import Bank of India	2.61%	CRISIL AAA
Power Finance Corporation Ltd	11.36%	CRISIL AAA	Power Grid Corporation of India Ltd	2.61%	CRISIL AAA
Yes Bank Ltd	5.68%	ICRA AA	Piramal Enterprises Ltd	2.45%	ICRA A1+
DLF Ltd	5.48%	ICRA A	Eicher Motors Ltd	2.35%	
Repco Home Finance Ltd	2.99%		State Government Securities	2.17%	SOV

Birla Sun Life Mutual Fund
Empower



Birla Sun Life MIP II - Savings 5 Plan

(An open-ended income scheme. Monthly income is not assured and is subject to availability of distributable surplus.)



REGULAR INCOME
SOLUTIONS

What is it?

A fund that seeks to provide you regular income with an opportunity to grow your money through fixed income investments and a limited exposure to the equity markets.

Fund Details

Fund Manager: Mr. Satyabrata Mohanty & Mr. Kaustubh Gupta
Managing Fund Since: June 18, 2009
Total Experience: 14 years & 7 years
Date of inception: May 22, 2004
Nature of the scheme: An Open-ended Income Scheme
Application Amount for fresh subscription*:
 ₹ 5,000 (plus in multiples of ₹ 1)
 Min.Addl.Investment:
 ₹ 1,000 (plus in multiples of ₹ 1)

SIP:

Monthly: Minimum ₹ 1,000/- plus 5 post dated cheques for a minimum of ₹ 1,000/- each; **Quarterly:** Minimum ₹ 5,000/- plus 3 post dated cheques for a minimum of ₹ 5,000/- each.

NAV of Plans / Options (₹)

Regular Plan
 Growth : 22.4831
 Monthly Dividend: 11.6552
Direct Plan[§]
 Growth : 22.6002
 Monthly Dividend: 12.1170

Benchmark: CRISIL MIP Blended Index

Quarterly Average AUM: ₹ 248.63 Crores
 (as on 31st March 2014)

Load Structure (as % of NAV) (Incl. for SIP)

Entry Load: Nil
Exit Load :** 1% if redeemed/switched out within 365 days from the date of allotment.
 **Exit Load is NIL for units issued in Bonus & Dividend Reinvestment.

Other Parameter

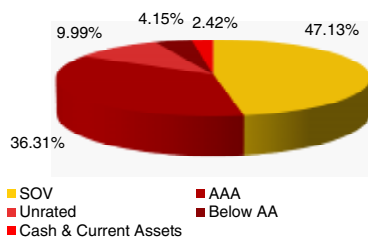
Modified Duration: 5.16 years
Yield to Maturity: 9.59%
 (for Debt Component)
Standard Deviation: 3.45%
Sharpe Ratio##: -0.05
Beta: 0.68

Note:

Standard Deviation, Sharpe Ratio & Beta are calculated on Annualised basis using 3 years history of monthly returns, source: MFI Explorer.

Risk-free rate assumed to be 8.825% (91 day T-bill yield as on Mar 31, 2014).

Rating Profile of Portfolio



As on March 31, 2014

Investment Performance - Regular Plan - Growth

NAV as on March 31, 2014: ₹ 22.4831

Date of Inception: May 22, 2004	NAV Per Unit * (₹)	Birla Sun Life MIP II - Savings 5 Plan (%)	CRISIL MIP Blended Index # (%)	CRISIL 10 Year Gilt Index ## (%)	Value of Standard Investment of ₹ 10000 in		
					Birla Sun Life MIP II - Savings 5 Plan (₹)	CRISIL MIP Blended Index # (₹)	CRISIL 10 Year Gilt Index ## (₹)
Since inception till March 31, 2014 (CAGR)	10.0000	8.56	7.39	4.13	22483	20209	14909
March 28, 2013 to March 31, 2014 (Absolute)	20.8859	7.65	6.52	-0.96	10765	10652	9904
March 30, 2012 to March 28, 2013 (Absolute)	19.1347	9.15	9.06	11.25	10915	10906	11125
March 31, 2011 to March 30, 2012 (Absolute)	17.5357	9.12	5.24	2.43	10912	10524	10243

Scheme Benchmark, ## Additional Benchmark, * As on start of period considered above.

Past performance may or may not be sustained in future. Returns for dividend option would assume reinvestment of dividends declared, net of dividend distribution tax, if any, at the then prevailing NAV. Load and Taxes are not considered for computation of returns.

Performance of scheme may or may not be strictly comparable with that of its additional benchmark in view of hybrid nature of scheme.

Total Schemes Co-Managed by Fund Managers is 4. Total Schemes managed by Mr. Satyabrata Mohanty is 12. Total Schemes managed by Mr. Kaustubh Gupta is 120. Refer annexure on page no. 68 to know more on performance of schemes managed by Fund Managers.

Top Ten Portfolio Holdings

Issuer	% to net Assets	Rating	Issuer	% to net Assets	Rating
Government of India	41.31%	SOV	DLF Ltd	4.15%	ICRA A
Power Finance Corporation Ltd	21.50%	CRISIL AAA	Repco Home Finance Ltd	1.38%	
Piramal Enterprises Ltd	8.65%	ICRA A1+	City Union Bank Ltd	0.68%	
State Government Securities	5.82%	SOV	NIIT Technologies Ltd	0.62%	
Food Corporation Of India	5.65%	CRISIL AAA(SO)	Indusind Bank Ltd	0.55%	



Savings Solutions



What are Saving Solutions?

Our Savings Solutions are aimed at preserving your money, providing you with liquidity and giving you tax-efficient returns.

Who can benefit from Saving Solutions?

This is an ideal solution for investors who have low - medium propensity for risk and high liquidity. These can be ideal for first time investors in mutual funds.

Benefits of Savings Solutions:

Make Inflation work in your favour: Inflation affects your returns from any investment including mutual funds. But, in case of savings solutions, you can use it to your advantage - through indexation - which can help you reduce the amount on which you have to pay tax. You can benefit from indexation, if investing for more than 1 year. Please consult your tax advisor on how to take advantage of indexation.

Aim to preserve your money: These schemes generally invest in instruments like bonds of reputed Indian companies and securities (bonds) issued by the Government of India which are considered relatively safe.

Aim to provide Liquidity: If you need to withdraw your money, all you have to do is submit a redemption slip and your money is normally credited to your bank account within one working day. You may also opt for an online redemption facility offered by many fund houses for added convenience.

Tax-efficient returns: You can earn returns in the form of monthly / quarterly dividends etc. which are completely tax-free in your hands. A dividend distribution tax of 28.325% is applicable and is deducted by the fund house.

There are various savings solutions available depending on the time period that you would like to invest for: a. 1 day to 3 months b. 3 to 6 months c. 6 months to 1 year d. 1 year +

The DDT rate of 28.325% is effective June 01, 2013 and further, upto May 31, 2013 DDT rate applicable shall be 14.1625% as amended by Finance Bill/Act 2013.

Investors are requested to note that fiscal laws may change from time to time and there can be no guarantee that the current tax position may continue in the future.

Investors are advised to consult their tax advisor in view of individual nature of tax benefits

The Financial Solution (Savings Solution) stated above is ONLY for highlighting the many advantages perceived from investments in Mutual Funds but does not in any manner, indicate or imply, either the quality of any particular Scheme or guarantee any specific performance/returns.





What is it?

A fund that aims to provide the convenience of a savings account with the opportunity to earn higher post-tax returns. (Investors are advised to consult their tax advisor in view of individual nature of tax benefits.)

As on March 31, 2014

Fund Details

Fund Manager: Mr. Kaustubh Gupta & Ms. Sunaina Da Cunha
Managing Fund Since: July 15, 2011
Total Experience: 7 years & 9 years
Date of inception: June 16, 1997
Nature of the scheme: An Open-ended Liquid Scheme
Application Amount for fresh subscription*: ₹ 5,000 (plus in multiples of ₹ 1)
Min.Addl.Investment: ₹ 1,000 (plus in multiples of ₹ 1)

SIP:

Monthly: Minimum ₹ 1,000/- plus 5 post dated cheques for a minimum of ₹ 1,000/- each; **Quarterly:** Minimum ₹ 5,000/- plus 3 post dated cheques for a minimum of ₹ 5,000/- each.

NAV of Plans / Options (₹) ^

Retail Plan
 Growth: 333.9723
 Dividend: 163.9127

Institutional Plan
 Growth: 342.7207
 Dividend: 108.1673
 Weekly Dividend: 108.2124

Regular Plan[§]
 Growth: 205.8001
 Daily Dividend: 100.3288
 Weekly Dividend: 100.3589

Direct Plan[§]
 Growth: 205.9083
 Daily Dividend: 100.3293
 Weekly Dividend: 100.3593
 Dividend: 109.8809

^The Face Value per unit of all the plans/ options under Birla Sun Life Cash Plus has been changed from ₹.10/- to ₹.100/- effective from October 07, 2011

Benchmark: CRISIL Liquid Fund Index

Quarterly Average AUM: ₹ 20,234.99 Crores (as on 31st March 2014)

Load Structure (as % of NAV)

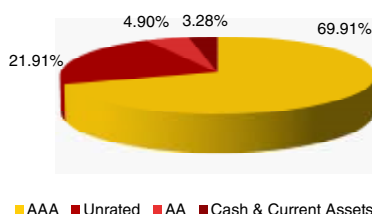
Entry Load: Nil
Exit Load: Nil

Other Parameter
Modified Duration : 0.25 years
Yield to Maturity: 9.55%
Standard Deviation
Retail Plan: 0.29%
Institutional Plan: 0.29%
Regular Plan: 0.29%

Note:

Standard Deviation is calculated on annualised basis using 1 year history of monthly returns, source: MFI Explorer.

Rating Profile of Portfolio



Investment Performance - Retail Plan - Growth

NAV as on March 31, 2014: ₹ 333.9723

Date of Inception: June 16, 1997	NAV Per Unit. * (₹)	Birla Sun Life Cash Plus (%)	CRISIL Liquid Fund Index # (%)	CRISIL 1 Year T-Bill Index ## (%)	Value of Standard Investment of ₹ 10000 in		
					Birla Sun Life Cash Plus (₹)	CRISIL Liquid Fund Index # (₹)	CRISIL 1 Year T-Bill Index ## (₹)
Since inception till March 31, 2014 (CAGR)	100.0000	7.44	N/A	6.51	33397	N/A	28870
March 31, 2013 to March 31, 2014 (Absolute)	306.4663	8.98	9.54	5.84	10898	10954	10584
March 30, 2012 to March 31, 2013 (Absolute)	281.8475	8.73	8.17	8.33	10873	10817	10833
March 31, 2011 to March 30, 2012 (Absolute)	258.9890	8.83	8.44	6.59	10883	10844	10659

Scheme Benchmark, ## Additional Benchmark, * As on start of period considered above.

Past performance may or may not be sustained in future. Returns for dividend option would assume reinvestment of dividends declared, net of dividend distribution tax, if any, at the then prevailing NAV. Load and Taxes are not considered for computation of returns. When scheme/additional benchmark returns are not available, they have not been shown.

Total Schemes Co-Managed by Fund Managers is 4. Total Schemes managed by Mr. Kaustubh Gupta is 120. Total Schemes managed by Ms. Sunaina Da Cunha is 5. Refer annexure on page no. 68 to know more on performance of schemes managed by Fund Managers.

Top Ten Portfolio Holdings

Issuer	% to net Assets	Rating	Issuer	% to net Assets	Rating
Axis Bank Ltd	10.55%		Sesa Sterlite Ltd	4.60%	CRISIL A1+
UCO Bank	9.62%	CRISIL A1+	Oriental Bank of Commerce	4.16%	CRISIL A1+
Indusind Bank Ltd	8.71%	CRISIL A1+	South Indian Bank Ltd	3.95%	CARE A1+
IDBI Bank Ltd	6.13%	CRISIL A1+	Vijaya Bank	3.72%	CARE A1+
Reliance Capital Ltd	4.83%	CRISIL A1+	Bharat Aluminium Co Ltd.	3.08%	CRISIL A1+

Birla Sun Life Cash Manager



SAVINGS SOLUTIONS

What is it?

A fund that aims to provide the convenience of a savings account with the opportunity to earn higher post-tax returns. (Investors are advised to consult their tax advisor in view of individual nature of tax benefits.)

As on March 31, 2014

Fund Details

Fund Manager: Mr. Kaustubh Gupta & Ms. Sunaina Da Cunha
Managing Fund Since: July 15, 2011
Total Experience: 7 years & 9 years
Date of inception:
Retail Plan: May 14, 1998
Institutional Plan: September 27, 2004
Nature of the scheme: An Open-ended Income Scheme

Application Amount for fresh subscription*:

₹ 5,000 (plus in multiples of ₹ 1)

Min.Addl.Investment:

₹ 1,000 (plus in multiples of ₹ 1)

SIP:

Monthly: Minimum ₹ 1,000/- plus 5 post dated cheques for a minimum of ₹ 1,000/- each; **Quarterly:** Minimum ₹ 5,000/- plus 3 post dated cheques for a minimum of ₹ 5,000/- each.

NAV of Plans / Options (₹) ^

Regular Plan[§]
 Growth: 308.6026
 Daily Dividend: 100.4264
 Weekly Dividend: 100.4129

Institutional Plan
 Growth: 216.3565
 Daily Dividend: 100.3722
 Weekly Dividend: 100.4226

Direct Plan[§]
 Growth: 311.6565
 Daily Dividend: 100.5022
 Weekly Dividend: 100.4247

^The Face Value per unit of all the plans/ options under Birla Sun Life Cash Manager has been changed from ₹.10/- to ₹.100/- effective from October 07, 2011

Benchmark: CRISIL Short Term Bond Fund Index

Quarterly Average AUM: ₹ 3,090.01 Crores
 (as on 31st March 2014)

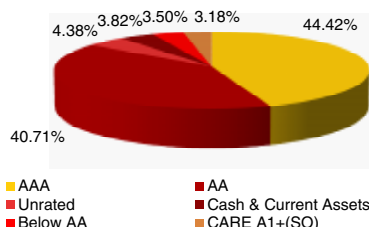
Load Structure (as % of NAV) (Incl. for SIP)

Entry Load: Nil
Exit Load: Nil
Other Parameter
Modified Duration: 0.60 years
Yield to Maturity: 9.96%
Standard Deviation:
 Regular Plan: 0.67%
 Institutional Plan: 0.65%

Note:

Standard Deviation is calculated on annualised basis using 3 years history of monthly returns, source: MFI Explorer.

Rating Profile of Portfolio



Investment Performance - Regular Plan - Growth

NAV as on March 31, 2014: ₹ 308.6026

Date of Inception: May 14, 1998	NAV Per Unit. * (₹)	Birla Sun Life Cash Manager (%)	CRISIL Short Term Bond Fund Index # (%)	CRISIL 1 Year T-Bill Index ## (%)	Value of Standard Investment of ₹ 10000 in		
					Birla Sun Life Cash Manager (₹)	CRISIL Short Term Bond Fund Index # (₹)	CRISIL 1 Year T-Bill Index ## (₹)
Since inception till March 31, 2014 (CAGR)	100.0000	7.35	N/A	6.38	30860	N/A	26725
March 28, 2013 to March 31, 2014 (Absolute)	282.4841	9.25	8.86	5.84	10925	10886	10584
March 30, 2012 to March 28, 2013 (Absolute)	259.5964	8.82	9.05	8.33	10882	10905	10833
March 31, 2011 to March 30, 2012 (Absolute)	238.5650	8.82	8.28	6.59	10882	10828	10659

Scheme Benchmark, ## Additional Benchmark, * As on start of period considered above.

Past performance may or may not be sustained in future. Returns for dividend option would assume reinvestment of dividends declared, net of dividend distribution tax, if any, at the then prevailing NAV. Load and Taxes are not considered for computation of returns. When scheme/additional benchmark returns are not available, they have not been shown.

Total Schemes Co-Managed by Fund Managers is 4. Total Schemes managed by Mr. Kaustubh Gupta is 120. Total Schemes managed by Ms. Sunaina Da Cunha is 5. Refer annexure on page no. 68 to know more on performance of schemes managed by Fund Managers.

Top Ten Portfolio Holdings

Issuer	% to net Assets	Rating	Issuer	% to net Assets	Rating
Tata Motors Finance Ltd	11.55%	CRISIL AA	Vodafone India Ltd	6.43%	CRISIL A1+
Shapoorji Pallonji & Co Ltd	10.40%	ICRA A1+	Kotak Mahindra Prime Ltd	4.89%	CRISIL AA+
Indiabulls Housing Finance Ltd	10.21%	CARE AA+	Birla Sun Life Mutual Fund	4.38%	
Sesa Sterlite Ltd	8.21%	CRISIL A1+	Tata Capital Financial Services Ltd	4.02%	CARE AA+, CRISIL AA+, ICRA A1+
Godrej Consumer Products Ltd	7.92%	ICRA AA	RHC Holding Pvt Ltd	3.50%	CARE A1(SO)

Birla Sun Life Mutual Fund
Empower



Birla Sun Life Savings Fund



SAVINGS SOLUTIONS

What is it?

A fund that aims to provide the convenience of a savings account with the opportunity to earn higher post-tax returns. (Investors are advised to consult their tax advisor in view of individual nature of tax benefits.)

As on March 31, 2014

Fund Details

Fund Manager: Mr. Kaustubh Gupta
Managing Fund Since: July 15, 2011
Total Experience: 7 years
Date of inception:
Retail Plan: November 27, 2001
Institutional Plan: April 16, 2003
Nature of the scheme: An Open-ended Short Term Income Scheme
Application Amount for fresh subscription*:
 ₹ 5,000 (plus in multiples of ₹ 1)
 Min.Addl.Investment:
 ₹ 1,000 (plus in multiples of ₹ 1)

SIP:

Monthly: Minimum ₹ 1,000/- plus 5 post dated cheques for a minimum of ₹ 1,000/- each; **Quarterly:** Minimum ₹ 5,000/- plus 3 post dated cheques for a minimum of ₹ 5,000/- each.

NAV of Plans / Options (₹) ^

Retail Plan
 Growth: 237.9341
 Daily Dividend: 100.4229
 Weekly Dividend: 100.3760
Regular Plan[§]
 Growth: 245.8978
 Daily Dividend: 100.4261
 Weekly Dividend: 100.3785
Direct Plan[§]
 Growth: 246.1656
 Daily Dividend: 100.4263
 Weekly Dividend: 100.3787

^The Face Value per unit of all the plans/ options under Birla Sun Life Savings Fund has been changed from ₹.10/- to ₹.100/- effective from October 07, 2011

Benchmark: CRISIL Short Term Bond Fund Index

Quarterly Average AUM: ₹ 4,829.19 Crores (as on 31st March 2014)

Load Structure (as % of NAV) (Incl. for SIP)

Entry Load: Nil
Exit Load: Nil

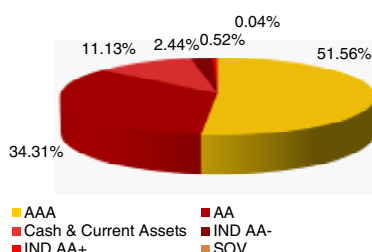
Other Parameter

Modified Duration: 0.61 years
Yield to Maturity: 9.68%
Standard Deviation
 Retail Plan: 0.64%
 Regular Plan: 0.64%

Note:

Standard Deviation is calculated on annualised basis using 1 year history of monthly returns, source: MFI Explorer.

Rating Profile of Portfolio



Investment Performance - Retail Plan - Growth

NAV as on March 31, 2014: ₹ 237.9341

Date of Inception: Nov 27, 2001	NAV Per Unit. * (₹)	Birla Sun Life Savings Fund (%)	CRISIL Short Term Bond Fund Index # (%)	CRISIL 1 Year T-Bill Index ## (%)	Value of Standard Investment of ₹ 10000 in		
					Birla Sun Life Savings Fund (₹)	CRISIL Short Term Bond Fund Index # (₹)	CRISIL 1 Year T-Bill Index ## (₹)
Since inception till March 31, 2014 (CAGR)	100.0000	7.27	N/A	5.57	23793	N/A	19536
March 28, 2013 to March 31, 2014 (Absolute)	216.8372	9.73	8.86	5.84	10973	10886	10584
March 30, 2012 to March 28, 2013 (Absolute)	198.6414	9.16	9.05	8.33	10916	10905	10833
March 31, 2011 to March 30, 2012 (Absolute)	181.9280	9.19	8.28	6.59	10919	10828	10659

Scheme Benchmark, ## Additional Benchmark, * As on start of period considered above.

Past performance may or may not be sustained in future. Returns for dividend option would assume reinvestment of dividends declared, net of dividend distribution tax, if any, at the then prevailing NAV. Load and Taxes are not considered for computation of returns. When scheme/additional benchmark returns are not available, they have not been shown.

Total Schemes managed by Mr. Kaustubh Gupta is 120. Refer annexure on page no. 68 to know more on performance of schemes managed by Fund Managers.

Top Ten Portfolio Holdings

Issuer	% to net Assets	Rating	Issuer	% to net Assets	Rating
Indiabulls Housing Finance Ltd	9.25%	CARE AA+, ICRA AA	South Indian Bank Ltd	4.43%	CARE A1+
Power Finance Corporation Ltd	7.77%	CRISIL AAA	Dewan Housing Finance Corporation Ltd	4.42%	CARE AA+
Sesa Sterlite Ltd	6.30%	CRISIL A1+	Bank of India	4.03%	CRISIL A1+
Tata Motors Finance Ltd	5.59%	CRISIL AA	Cholamandalam Investment and Finance Company Ltd	3.50%	ICRA AA, IND AA-
Shriram Transport Finance Company Ltd	4.47%	CARE AA+, CRISIL AA	Mahindra & Mahindra Financial Services Ltd	3.29%	CRISIL AA+

Birla Sun Life Mutual Fund
Empower



Birla Sun Life Treasury Optimizer Plan

(earlier Birla Sun Life Ultra Short Term Fund)



SAVINGS SOLUTIONS

What is it?

A fund that aims to provide the convenience of parking your savings with an opportunity to earn higher post-tax returns. (Investors are advised to consult their tax advisor in view of individual nature of tax benefits)

As on March 31, 2014

Fund Details

Fund Manager: Mr. Kaustubh Gupta & Mr. Prasad Dhonde
Managing Fund Since: September 29, 2009
Total Experience: 7 years & 7 years
Date of inception: April 19, 2002
Nature of the scheme: An Open-ended Short Term Income Scheme
Application Amount for fresh subscription*: ₹ 5,000 (plus in multiples of ₹ 1)
Min.Addl.Investment: ₹ 1,000 (plus in multiples of ₹ 1)

SIP:

Monthly: Minimum ₹ 1,000/- plus 5 post dated cheques for a minimum of ₹ 1,000/- each; **Quarterly:** Minimum ₹ 5,000/- plus 3 post dated cheques for a minimum of ₹ 5,000/- each.

NAV of Plans / Options (₹) ^

Retail Plan
 Growth: 232.1166
 Monthly Dividend: 101.0700
 Quarterly Dividend: 105.5427
Regular Plan[§]
 Growth: 154.6213
 Monthly Dividend: 101.0874
 Quarterly Dividend: 102.5598
 Dividend: 104.7168
Direct Plan[§]
 Growth: 154.7854
 Monthly Dividend: 101.1043
 Quarterly Dividend: 102.5767
 Dividend: 104.7403

^The Face Value per unit of all the plans/ options under Birla Sun Life Ultra Short Term Fund has been changed from ₹.10/- to ₹.100/- effective from October 07, 2011

Benchmark: CRISIL Short Term Bond Fund Index

Quarterly Average AUM: ₹ 348.28 Crores (as on 31st March 2014)

Load Structure (as % of NAV) (Incl. for SIP)

Entry Load : Nil
Exit Load : For redemption / switch-out of units within 365 days from the date of allotment: 0.25% of applicable NAV. For redemption / switch-out of units after 365 days from the date of allotment: Nil

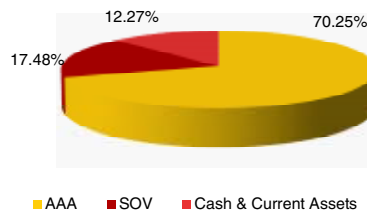
Other Parameter

Modified Duration: 2.07 years
Yield to Maturity: 9.23%
Standard Deviation: 0.62%

Note:

Standard Deviation is calculated on annualised basis using 1 year history of monthly returns, source: MF Explorer.

Rating Profile of Portfolio



Investment Performance - Retail Plan - Growth

NAV as on March 31, 2014: ₹ 232.1166

Date of Inception: April 19, 2002	NAV Per Unit * (₹)	Birla Sun Life Treasury Optimizer Plan (%)	CRISIL Short Term Bond Fund Index # (%)	CRISIL 1 Year T-Bill Index ## (%)	Value of Standard Investment of ₹ 10000 in		
					Birla Sun Life Treasury Optimizer Plan (₹)	CRISIL Short Term Bond Fund Index # (₹)	CRISIL 1 Year T-Bill Index ## (₹)
Since inception till March 31, 2014 (CAGR)	100.0000	7.30	6.79	5.50	23212	21945	18974
March 28, 2013 to March 31, 2014 (Absolute)	211.1607	9.92	8.86	5.84	10992	10886	10584
March 30, 2012 to March 28, 2013 (Absolute)	193.4296	9.17	9.05	8.33	10917	10905	10833
March 31, 2011 to March 30, 2012 (Absolute)	176.9900	9.29	8.28	6.59	10929	10828	10659

Scheme Benchmark, ## Additional Benchmark, * As on start of period considered above.

Past performance may or may not be sustained in future. Returns for dividend option would assume reinvestment of dividends declared, net of dividend distribution tax, if any, at the then prevailing NAV. Load and Taxes are not considered for computation of returns.

Total Schemes Co-Managed by Fund Managers is 1. Total Schemes managed by Mr. Kaustubh Gupta is 120. Total Schemes managed by Mr. Prasad Dhonde is 18. Refer annexure on page no. 68 to know more on performance of schemes managed by Fund Managers.

§These Plan/Options continue for fresh subscriptions under the scheme. 'Direct Plan' is only for investors who purchase / subscribe Units in a Scheme directly with the Mutual Fund and is not available for investors who route their investments through a Distributor. For further details, Investors are advised to refer to Addendum no. 44/2012 dated December 27, 2012 available on our website www.birlasunlife.com

Top Portfolio Holdings

Issuer	% to net Assets	Rating	Issuer	% to net Assets	Rating
State Government Securities	17.48%	SOV	UCO Bank	12.09%	CRISIL A1+
LIC Housing Finance Ltd	13.00%	CRISIL AAA	Housing Development Finance Corporation Ltd	10.13%	CRISIL AAA
Power Finance Corporation Ltd	12.56%	CRISIL AAA	Punjab & Sind Bank	8.24%	ICRA A1+
Rural Electrification Corporation Ltd	12.42%	CRISIL AAA	Export Import Bank of India	1.80%	CRISIL AAA

Birla Sun Life Mutual Fund
Empower



Birla Sun Life Dynamic Bond Fund



SAVINGS SOLUTIONS

What is it?

An income solution that aims to generate optimal returns through active management by capturing positive price and credit spread movements.

As on March 31, 2014

Fund Details

Fund Manager: Mr. Maneesh Dangi
Managing Fund Since: September 12, 2007
Total Experience: 13 years
Date of inception: September 27, 2004
Nature of the scheme: An Open-ended Income Scheme

Application Amount for fresh subscription*:

₹ 5,000 (plus in multiples of ₹ 1)

Min.Addl.Investment:

₹ 1,000 (plus in multiples of ₹ 1)

SIP:

Monthly: Minimum ₹ 1,000/- plus 5 post dated cheques for a minimum of ₹ 1,000/- each; **Quarterly:** Minimum ₹ 5,000/- plus 3 post dated cheques for a minimum of ₹ 5,000/- each.

NAV of Plans / Options (₹)

Regular Plan

Growth: 21.2163

Monthly Dividend: 10.2574

Quarterly Dividend: 10.8101

Direct Plan[§]

Growth: 21.3029

Monthly Dividend: 10.1981

Quarterly Dividend: 10.8674

Benchmark: CRISIL Short Term Bond Fund Index (w.e.f 27 May, 2013)

Quarterly Average AUM: ₹ 11,030.63 Crores (as on 31st March 2014)

Load Structure (as % of NAV) (Incl. for SIP)

Entry Load: Nil

Exit Load:** For redemption / switch-out of units within 180 days from the date of allotment: 0.50% of applicable NAV. For redemption / switch-out of units after 180 days from the date of allotment: Nil. **Exit Load is NIL for units issued in Bonus & Dividend Reinvestment.

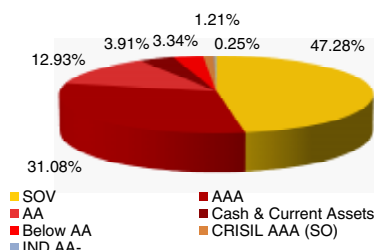
Other Parameter

Modified Duration: 3.05 years

Yield to Maturity: 9.44%

Standard Deviation: 2.49%

Rating Profile of Portfolio



Investment Performance - Regular Plan - Growth

NAV as on March 31, 2014: ₹ 21.2163

Date of Inception: Sept 27, 2004	NAV Per Unit. * (₹)	Birla Sun Life Dynamic Bond Fund (%)	CRISIL Short Term Bond Fund Index # (%)	CRISIL 10 Year Gilt Index ## (%)	Value of Standard Investment of ₹ 10000 in		
					Birla Sun Life Dynamic Bond Fund (₹)	CRISIL Short Term Bond Fund Index # (₹)	CRISIL 10 Year Gilt Index ## (₹)
Since inception till March 31, 2014 (CAGR)	10.0000	8.23	7.08	4.80	21216	19165	15617
March 28, 2013 to March 31, 2014 (Absolute)	19.8395	6.94	8.86	-0.96	10694	10886	9904
March 30, 2012 to March 28, 2013 (Absolute)	17.9618	10.45	9.05	11.25	11045	10905	11125
March 31, 2011 to March 30, 2012 (Absolute)	16.3713	9.72	8.28	2.43	10972	10828	10243

Scheme Benchmark, ## Additional Benchmark, * As on start of period considered above.

Past performance may or may not be sustained in future. Returns for dividend option would assume reinvestment of dividends declared, net of dividend distribution tax, if any, at the then prevailing NAV. Load and Taxes are not considered for computation of returns.

Total Schemes managed by Mr. Maneesh Dangi is 1. Refer annexure on page no. 68 to know more on performance of schemes managed by Fund Managers.

Note:

Standard Deviation is calculated on annualised basis: [§]'Direct Plan' is only for investors who purchase /subscribe Units in a Scheme directly with the Mutual Fund and is not available using 3 years history of monthly returns, source: MFI for investors who route their investments through a Distributor. For further details, Investors are advised to refer to Addendum no. 44/2012 dated December 27, 2012 available on our website www.birlasunlife.com

Top Ten Portfolio Holdings

Issuer	% to net Assets	Rating	Issuer	% to net Assets	Rating
Government of India	36.38%	SOV	LIC Housing Finance Ltd	4.84%	CRISIL AAA
State Government Securities	10.90%	SOV	Tata Motors Finance Ltd	3.02%	CRISIL AA, ICRA A1+
Housing Development Finance Corporation Ltd	9.76%	CRISIL AAA, ICRA A1+	Shriram Transport Finance Company Ltd	2.51%	CARE AA+, CRISIL AA
Power Finance Corporation Ltd	8.47%	CRISIL AAA, ICRA AAA	Cholamandalam Investment and Finance Company Ltd	2.31%	ICRA A1+, ICRA AA, IND AA-
Kotak Mahindra Prime Ltd	5.20%	CRISIL A1+, CRISIL AA+	RKN RETAIL PVT. LTD	1.75%	BWR A-(SO)

Birla Sun Life Short Term Opportunities Fund



SAVINGS SOLUTIONS

What is it?

A scheme that focuses on enhancing the portfolio returns by identifying and selectively investing in mispriced credit opportunities in the market.

As on March 31, 2014

Fund Details

Fund Manager: Mr. Lokesh Mallya & Ms. Sunaina Da Cunha
Managing Fund Since: July 15, 2011
Total Experience: 7 years & 9 years
Date of inception: May 09, 2003
Nature of the scheme: An Open-ended Income Scheme

Application Amount for fresh subscription*:

₹ 5,000 (plus in multiples of ₹ 1)

Min.Addl.Investment:

₹ 1,000 (plus in multiples of ₹ 1)

SIP:

Monthly: Minimum ₹ 1,000/- plus 5 post dated cheques for a minimum of ₹ 1,000/- each; **Quarterly:** Minimum ₹ 5,000/- plus 3 post dated cheques for a minimum of ₹ 5,000/- each.

NAV of Plans / Options (₹)*

Regular Plan[§]

Growth: 20.5519

Dividend: 13.1439

Quarterly Dividend: 10.4476

Institutional Plan

Growth: 15.1189

Dividend: -

Direct Plan[§]

Growth: 20.7078

Dividend: 13.2373

Quarterly Dividend: 10.5536

*the dividend options under the scheme have been renamed w.e.f July 02, 2012. Please refer addendum no. 28/2012 dated June 29, 2012 for further details.

Benchmark: CRISIL AA Short Term Bond Index (w.e.f May 27, 2013)

Quarterly Average AUM: ₹ 2,668.96 Crores

(as on 31st March 2014)

Load Structure (as % of NAV) (Incl .for SIP)

Entry Load: Nil
Exit Load:** For redemption / switch-out of units within 365 days from the date of allotment: 1.00% of applicable NAV. For redemption / switch-out of units after 365 days from the date of allotment: Nil
**** Exit Load is NIL for units issued in Bonus & Dividend Reinvestment.**

Other Parameter

Modified Duration: 1.69 years

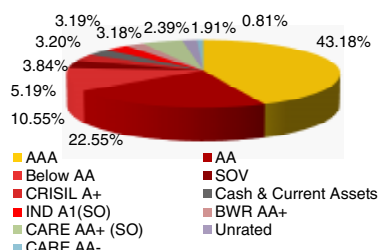
Yield to Maturity: 10.11%

Standard Deviation: 1.60%

Note:

Standard Deviation Is calculated on Annualised basis using 3 years history of monthly returns, source: MFI Explorer.

Rating Profile of Portfolio



Investment Performance - Regular Plan - Growth

NAV as on March 31, 2014: ₹ 20.5519

Date of Inception: May 09, 2003	NAV Per Unit. * (₹)	Birla Sun Life Short Term Opportunities Fund (%)	CRISIL AA Short Term Bond Index # (%)	CRISIL 1 Year T - Bill Index ## (%)	Value of Standard Investment of ₹ 10000 in		
					Birla Sun Life Short Term Opportunities Fund (₹)	CRISIL AA Short Term Bond Index # (₹)	CRISIL 1 Year T - Bill Index ## (₹)
Since inception till March 31, 2014 (CAGR)	10.0000	6.83	8.61	5.40	20552	24614	17742
March 28, 2013 to March 31, 2014 (Absolute)	18.6525	10.18	9.81	5.84	11018	10981	10584
March 30, 2012 to March 28, 2013 (Absolute)	16.7181	11.57	11.00	8.33	11157	11100	10833
March 31, 2011 to March 30, 2012 (Absolute)	15.3041	9.24	9.62	6.59	10924	10962	10659

Scheme Benchmark, ## Additional Benchmark, * As on start of period considered above.

Past performance may or may not be sustained in future. Returns for dividend option would assume reinvestment of dividends declared, net of dividend distribution tax, if any, at the then prevailing NAV. Load and Taxes are not considered for computation of returns.

Total Schemes Co-Managed by Fund Managers is 1. Total Schemes managed by Mr. Lokesh Mallya is 1. Total Schemes managed by Ms. Sunaina Da Cunha is 5. Refer annexure on page no. 68 to know more on performance of schemes managed by Fund Managers.

Top Ten Portfolio Holdings

Issuer	% to net Assets	Rating	Issuer	% to net Assets	Rating
Power Finance Corporation Ltd	12.74%	CRISIL AAA	State Government Securities	3.84%	SOV
Rural Electrification Corporation Ltd	10.96%	CRISIL AAA	Shriram Transport Finance Company Ltd	3.71%	CARE AA+, CRISIL AA
TRIL Infopark Ltd (TATA Realty SPV)	8.64%	BWR A(SO)	Tata Motors Finance Ltd	3.64%	CRISIL AA
LIC Housing Finance Ltd	5.73%	CRISIL AAA	Sterlite Technologies Ltd	3.20%	CRISIL A+
Shapoorji Pallonji & Co Ltd	4.76%	ICRA A1+	GSPC Distribution Networks Ltd.	3.20%	CARE AA+ (SO)

Birla Sun Life Mutual Fund
Empower



Birla Sun Life Medium Term Plan



SAVINGS SOLUTIONS

What is it?

An income scheme that aims to optimize returns by identifying mispriced credit opportunities in medium term securities in the market and then selectively investing in them.

As on March 31, 2014

Fund Details

Fund Manager: Mr. Rohit Murarka
Managing Fund Since: January 02, 2013
Total Experience: 7 years
Date of inception: March 25, 2009
Nature of the scheme: An Open-ended Income Scheme

Application Amount for fresh subscription*:

₹ 5,000 (plus in multiples of ₹ 1)

Min.Addl.Investment:

₹ 1,000 (plus in multiples of ₹ 1)

SIP:

Monthly: Minimum ₹ 1,000/- plus 5 post dated cheques for a minimum of ₹ 1,000/- each; **Quarterly:** Minimum ₹ 5,000/- plus 3 post dated cheques for a minimum of ₹ 5,000/- each.

NAV of Plans / Options (₹)

Regular Plan*

Growth: 15.2344
 Quarterly Dividend: 10.3284
 Half Yearly Dividend: 10.6280
 Dividend: 11.2928

Institutional Plan

Growth: 14.7901
 Quarterly Dividend: -
 Half Yearly Dividend: 10.6293

Direct Plan*

Growth: 15.3379
 Quarterly Dividend: 10.4356
 Half Yearly Dividend: 10.9051
 Dividend: 11.3645

Benchmark: CRISIL AA Short Term Bond Index (w.e.f May 27, 2013)

Quarterly Average AUM: ₹ 2,323.89 Crores (as on 31st March 2014)

Load Structure (as % of NAV) (Incl. for SIP)

Entry Load: Nil

Exit Load:** For redemption / switch-out of units within 365 days from the date of allotment: 2.00% of applicable NAV. For redemption / switch-out of units after 365 days but before 730 days from the date of allotment: 1.00% of applicable NAV. For redemption / switch-out of units after 730 days from the date of allotment: Nil. **Exit Load is NIL for units issued in Bonus & Dividend Reinvestment.

Other Parameter

Modified Duration: 1.66 years

Yield to Maturity: 10.65%

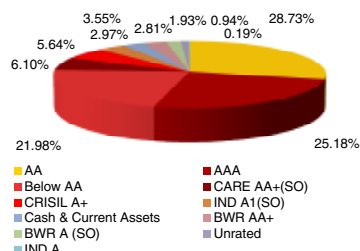
Standard Deviation:

Institutional Plan: 2.10%

Note:

Standard Deviation is calculated on annualised basis using 3 years history of monthly returns, source: MFI Explorer.

Rating Profile of Portfolio



Investment Performance - Regular Plan - Growth

NAV as on March 31, 2014: ₹ 15.2344

Date of Inception: Mar 25, 2009	NAV Per Unit. * (₹)	Birla Sun Life Medium Term Plan (%)	CRISIL AA Short Term Bond Index # (%)	CRISIL 10 Year Gilt Index ## (%)	Value of Standard Investment of ₹ 10000 in		
					Birla Sun Life Medium Term Plan (₹)	CRISIL AA Short Term Bond Index # (₹)	CRISIL 10 Year Gilt Index ## (₹)
Since inception till March 31, 2014 (CAGR)	10.0000	8.75	9.70	3.76	15234	15916	12037
March 28, 2013 to March 31, 2014 (Absolute)	13.7937	10.44	9.81	-0.96	11044	10981	9904
March 30, 2012 to March 28, 2013 (Absolute)	12.4024	11.22	11.00	11.25	11122	11100	11125
March 31, 2011 to March 30, 2012 (Absolute)	11.3027	9.73	9.62	2.43	10973	10962	10243

Scheme Benchmark, ## Additional Benchmark, * As on start of period considered above.

Past performance may or may not be sustained in future. Returns for dividend option would assume reinvestment of dividends declared, net of dividend distribution tax, if any, at the then prevailing NAV. Load and Taxes are not considered for computation of returns.

Total Schemes managed by Mr. Rohit Murarka is 1. Refer annexure on page no. 68 to know more on performance of schemes managed by Fund Managers.

*These Plan/Options continue for fresh subscriptions under the scheme. 'Direct Plan' is only for investors who purchase / subscribe Units in a Scheme directly with the Mutual Fund and is not available for investors who route their investments through a Distributor. For further details, Investors are advised to refer to Addendum no. 44/2012 dated December 27, 2012 available on our website www.birlasunlife.com

Top Ten Portfolio Holdings

Issuer	% to net Assets	Rating	Issuer	% to net Assets	Rating
Power Finance Corporation Ltd	9.08%	CRISIL AAA	Sterlite Technologies Ltd	5.64%	CRISIL A+
Tata Motors Finance Ltd	8.49%	CRISIL AA	TRIL Infopark Ltd (TATA Realty SPV)	5.44%	BWR A(SO)
DLF Ltd	6.75%	ICRA A	Rural Electrification Corporation Ltd	4.16%	CRISIL AAA
RKN RETAIL PVT. LTD	5.99%	BWR A-(SO)	Indiabulls Housing Finance Ltd	3.93%	CARE AA+
Allahabad Bank	5.67%	ICRA A1+	IL&FS Transportation Networks Ltd	3.80%	ICRA A

Birla Sun Life Mutual Fund
Empower



Birla Sun Life Short Term Fund

(erstwhile Birla Sun Life Income Fund. Name changed w.e.f February 01, 2012)



SAVINGS SOLUTIONS

What is it?

A moderate income scheme that invests in diversified portfolio of debt and money market instruments of short to medium term maturity which can offer superior levels of yields at relatively lower levels of risk.

Fund Details

Fund Manager: Mr. Prasad Dhonde
Managing Fund Since: July 01, 2011
Total Experience: 13 years
Date of inception: March 3, 1997
Nature of the scheme: An Open-ended Income Scheme

Application Amount for fresh subscription*:

₹ 5,000 (plus in multiples of ₹ 1)

Min.Addl.Investment:

₹ 1,000 (plus in multiples of ₹ 1)

SIP:

Monthly: Minimum ₹ 1,000/- plus 5 post dated cheques for a minimum of ₹ 1,000/- each; **Quarterly:** Minimum ₹ 5,000/- plus 3 post dated cheques for a minimum of ₹ 5,000/- each.

NAV of Plans / Options (₹)

Regular Plan

Growth: 47.1913
 Dividend: 10.4318
 Monthly Dividend: 11.7980

Direct Plan[§]

Growth: 47.2560
 Dividend: 10.5162
 Monthly Dividend: 11.8028

Benchmark: CRISIL Short Term Bond Fund Index (w.e.f May 27, 2013)

Quarterly Average AUM: ₹ 4,709.22 Crores
 (as on 31st March 2014)

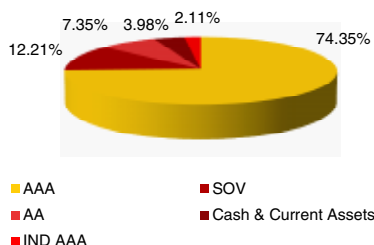
Load Structure (as % of NAV) (Incl. for SIP)

Entry Load: Nil
Exit Load:** For Redemption / Switch-out of units within 30 days from the date of allotment: 0.50% of applicable NAV.
 **Exit Load is NIL for units issued in Bonus & Dividend Reinvestment.

Other Parameter

Modified Duration: 1.55 years
Yield to Maturity: 9.40%
Standard Deviation: 1.52%

Rating Profile of Portfolio



As on March 31, 2014

Investment Performance - Regular Plan - Growth

NAV as on March 31, 2014: ₹ 47.1913

Date of Inception: March 3, 1997	NAV Per Unit * (₹)	Birla Sun Life Short Term Fund (%)	CRISIL Short Term Bond Fund Index # (%)	CRISIL 10 Year Gilt Index ## (%)	Value of Standard Investment of ₹ 10000 in		
					Birla Sun Life Short Term Fund (₹)	CRISIL Short Term Bond Fund Index # (₹)	CRISIL 10 Year Gilt Index ## (₹)
Since inception till March 31, 2014 (CAGR)	10.0000	9.51	N/A	N/A	47191	N/A	N/A
March 28, 2013 to March 31, 2014 (Absolute)	43.4029	8.73	8.86	-0.96	10873	10886	9904
March 30, 2012 to March 28, 2013 (Absolute)	39.2656	10.54	9.05	11.25	11054	10905	11125
March 31, 2011 to March 30, 2012 (Absolute)	35.8062	9.66	8.28	2.43	10966	10828	10243

Scheme Benchmark, ## Additional Benchmark, * As on start of period considered above.

Past performance may or may not be sustained in future. Returns for dividend option would assume reinvestment of dividends declared, net of dividend distribution tax, if any, at the then prevailing NAV. Load and Taxes are not considered for computation of returns. When scheme/additional benchmark returns are not available, they have not been shown.

Total Schemes managed by Mr. Prasad Dhonde is 18. Refer annexure on page no. 68 to know more on performance of schemes managed by Fund Managers.

Note:

Standard Deviation is calculated on Annualised basis using 3 years history of monthly returns, source: MFI Explorer. [§]'Direct Plan' is only for investors who purchase /subscribe Units in a Scheme directly with the Mutual Fund and is not available for investors who route their investments through a Distributor. For further details, Investors are advised to refer to Addendum no. 44/2012 dated December 27, 2012 available on our website www.birlasunlife.com

Top Ten Portfolio Holdings

Issuer	% to net Assets	Rating	Issuer	% to net Assets	Rating
Power Finance Corporation Ltd	15.53%	CRISIL AAA,ICRA AAA	IDFC Ltd.	7.13%	ICRA AAA
LIC Housing Finance Ltd	15.41%	CARE AAA,CRISIL AAA	Andhra Bank	4.51%	CARE A1+
State Government Securities	12.21%	SOV	Bank of Baroda	3.89%	ICRA A1+
Rural Electrification Corporation Ltd	10.58%	CARE A1+,CRISIL AAA	L&T Finance Holdings Ltd	2.31%	ICRA AA+
Housing Development Finance Corporation Ltd	9.37%	CRISIL AAA,ICRA AAA	Export Import Bank of India	2.20%	CRISIL AAA

Birla Sun Life Income Plus



SAVINGS SOLUTIONS

What is it?

A fund that invests in a combination of bonds and Government securities of varying maturities from time to time with an aim to optimize returns.

As on March 31, 2014

Fund Details

Fund Manager: Mr. Prasad Dhonde
Managing Fund Since: January 11, 2010
Total Experience: 13 years
Date of inception: October 21, 1995
Nature of the scheme: An Open-ended Income Scheme
Application Amount for fresh subscription*:
 ₹ 5,000 (plus in multiples of ₹ 1)
Min.Addl.Investment:
 ₹ 1,000 (plus in multiples of ₹ 1)

SIP:

Monthly: Minimum ₹ 1,000/- plus 5 post dated cheques for a minimum of ₹ 1,000/- each; **Quarterly:** Minimum ₹ 5,000/- plus 3 post dated cheques for a minimum of ₹ 5,000/- each.

NAV of Plans / Options (₹)

Regular Plan

Growth: 54.0303
 Quarterly Dividend: 12.3946
Direct Plan^s
 Growth: 54.4150
 Quarterly Dividend: 12.5506

Benchmark: CRISIL Composite Bond Fund Index

Quarterly Average AUM: ₹ 5,141.59 Crores
 (as on 31st March 2014)

Load Structure (as % of NAV) (Incl. for SIP)

Entry Load: Nil
Exit Load: For redemption / switch-out of units within 180 days from the date of allotment: 1.00% of applicable NAV. For redemption / switch-out of units after 180 days from the date of allotment: Nil.

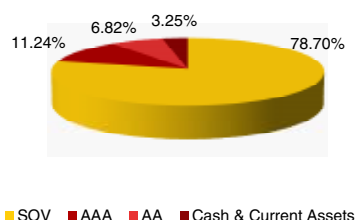
Other Parameter

Modified Duration: 6.10 years
Yield to Maturity: 9.14%
Standard Deviation: 4.54%

Note:

Standard Deviation is calculated on annualised basis using 1 year history of monthly returns, source: MFI Explorer.

Rating Profile of Portfolio



Investment Performance - Regular Plan - Growth

NAV as on March 31, 2014: ₹ 54.0303

Date of Inception: Oct 21, 1995	NAV Per Unit. * (₹)	Birla Sun Life Income Plus (%)	CRISIL Composite Bond Fund Index # (%)	CRISIL 10 Year Gilt Index ## (%)	Value of Standard Investment of ₹ 10000 in		
					Birla Sun Life Income Plus (₹)	CRISIL Composite Bond Fund Index # (₹)	CRISIL 10 Year Gilt Index ## (₹)
Since inception till March 31, 2014 (CAGR)	10.0000	9.57	N/A	N/A	54030	N/A	N/A
March 28, 2013 to March 31, 2014 (Absolute)	53.1973	1.57	4.39	-0.96	10157	10439	9904
March 30, 2012 to March 28, 2013 (Absolute)	47.8041	11.28	9.24	11.25	11128	10924	11125
March 31, 2011 to March 30, 2012 (Absolute)	44.0331	8.56	7.68	2.43	10856	10768	10243

Scheme Benchmark, ## Additional Benchmark, * As on start of period considered above.

Past performance may or may not be sustained in future. Returns for dividend option would assume reinvestment of dividends declared, net of dividend distribution tax, if any, at the then prevailing NAV. Load and Taxes are not considered for computation of returns. When additional benchmark returns are not available, they have not been shown.

Total Schemes managed by Mr. Prasad Dhonde is 18. Refer annexure on page no. 68 to know more on performance of schemes managed by Fund Managers.

Top Ten Portfolio Holdings

Issuer	% to net Assets	Rating	Issuer	% to net Assets	Rating
Government of India	50.71%	SOV	National Housing Bank	0.81%	CRISIL AAA
State Government Securities	27.99%	SOV	LIC Housing Finance Ltd	0.78%	CRISIL AAA
Hindalco Industries Ltd	6.82%	CRISIL AA+	Power Finance Corporation Ltd	0.57%	CRISIL AAA
Indian Infrastructure Fin Co Ltd	6.61%	ICRA AAA	Reliance Gas Transportation Infrastructure Ltd	0.22%	CRISIL AAA
National Highways Auth Of Ind	2.18%	CRISIL AAA	ICICI Bank Ltd	0.07%	CRISIL AAA

Birla Sun Life Mutual Fund
Empower



Birla Sun Life Floating Rate Fund - Short Term Plan



SAVINGS SOLUTIONS

What is it?

A fund that provides the convenience of parking your savings with an opportunity to earn higher post-tax returns. (Investors are advised to consult their tax advisor in view of individual nature of tax benefits.)

As on March 31, 2014

Fund Details

Fund Manager: Mr. Kaustubh Gupta & Ms. Sunaina Da Cunha
Managing Fund Since: July 15, 2011
Total Experience: 7 years & 9 years
Date of inception: June 05, 2003
Nature of the scheme: An Open-ended Income Scheme
Application Amount for fresh subscription*: ₹ 5,000 (plus in multiples of ₹ 1)
Min.Addl.Investment: ₹ 1,000 (plus in multiples of ₹ 1)

SIP:

Monthly: Minimum ₹ 1,000/- plus 5 post dated cheques for a minimum of ₹ 1,000/- each; **Quarterly:** Minimum ₹ 5,000/- plus 3 post dated cheques for a minimum of ₹ 5,000/- each.

NAV of Plans / Options (₹) ^

Retail Plan
 Growth: 210.3659
 Daily Dividend: 100.1687
 Weekly Dividend: 103.8567

Regular Plan[§]
 Growth: 170.7038
 Daily Dividend: 100.1712
 Weekly Dividend: 100.1863

Direct Plan[§]
 Growth: 170.7853
 Daily Dividend: 100.1713
 Weekly Dividend: 100.1864

^The Face Value per unit of all the plans/ options under Birla Sun Life Floating Rate Fund – Short Term Plan has been changed from ₹.10/- to ₹.100/- effective from October 07, 2011

Benchmark: CRISIL Liquid Fund Index

Quarterly Average AUM: ₹ 4,232.10 Crores (as on 31st March 2014)

Load Structure (as % of NAV)

Entry Load: Nil
Exit Load:** Nil
 ** Exit Load is NIL for units issued in Bonus & Dividend Reinvestment.

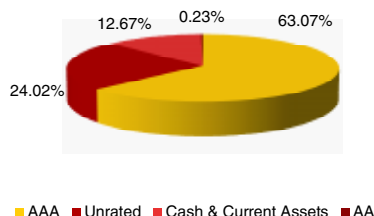
Other Parameter

Modified Duration: 0.22 years
Yield to Maturity: 9.62%
Standard Deviation: 0.26%

Note:

Standard Deviation is calculated on annualised basis using 1 year history of monthly returns, source: MFPI Explorer.

Rating Profile of Portfolio



Investment Performance - Retail Plan - Growth

NAV as on March 31, 2014: ₹ 210.3659

Date of Inception: June 05, 2003	NAV Per Unit. * (₹)	Birla Sun Life Floating Rate Fund - Short Term Plan (%)	CRISIL Liquid Fund Index # (%)	CRISIL 1 Year T - Bill Index ## (%)	Value of Standard Investment of ₹ 10000 in		
					Birla Sun Life Floating Rate Fund - Short Term Plan (₹)	CRISIL Liquid Fund Index # (₹)	CRISIL 1 Year T - Bill Index ## (₹)
Since inception till March 31, 2014 (CAGR)	100.0000	7.11	6.56	5.41	21037	19890	17685
March 31, 2013 to March 31, 2014 (Absolute)	192.6104	9.22	9.54	5.84	10922	10954	10584
March 30, 2012 to March 31, 2013 (Absolute)	176.4399	9.16	8.17	8.33	10916	10817	10833
March 31, 2011 to March 30, 2012 (Absolute)	161.3240	9.37	8.44	6.59	10937	10844	10659

Scheme Benchmark, ## Additional Benchmark, * As on start of period considered above.

Past performance may or may not be sustained in future. Returns for dividend option would assume reinvestment of dividends declared, net of dividend distribution tax, if any, at the then prevailing NAV. Load and Taxes are not considered for computation of returns.

Total Schemes Co-Managed by Fund Managers is 4. Total Schemes managed by Mr. Kaustubh Gupta is 120. Total Schemes managed by Ms. Sunaina Da Cunha is 5. Refer annexure on page no. 68 to know more on performance of schemes managed by Fund Managers.

Top Portfolio Holdings

Issuer	% to net Assets	Rating	Issuer	% to net Assets	Rating
Axis Bank Ltd	18.28%		Kotak Mahindra Bank Ltd	5.74%	
Oriental Bank of Commerce	12.57%	CRISIL A1+	L&T Fincorp Limited	4.60%	CARE A1+
Housing Development Finance Corporation Ltd	12.45%	CRISIL AAA,ICRA A1+	Piramal Enterprises Ltd	4.59%	ICRA A1+
Godrej Properties Ltd	9.14%	ICRA A1+	Magma Fincorp Ltd	3.45%	CARE A1+
Reliance Capital Ltd	6.89%	CRISIL A1+	Kotak Mahindra Investments Ltd	2.30%	ICRA A1+

Birla Sun Life Floating Rate Fund - Long Term Plan



SAVINGS SOLUTIONS

What is it?

A fund that aims to generate income by investing substantially into floating rate debt/money market instruments.

Fund Details

Fund Manager: Mr. Kaustubh Gupta & Ms. Sunaina Da Cunha
Managing Fund Since: July 15, 2011
Total Experience: 7 years & 9 years
Date of inception: June 05, 2003
Nature of the scheme: An Open-ended Income Scheme

Application Amount for fresh subscription*:

₹ 5,000 (plus in multiples of ₹ 1)

Min.Addl.Investment:

₹ 1,000 (plus in multiples of ₹ 1)

SIP:

Monthly: Minimum ₹ 1,000/- plus 5 post dated cheques for a minimum of ₹ 1,000/- each; **Quarterly:** Minimum ₹ 5,000/- plus 3 post dated cheques for a minimum of ₹ 5,000/- each.

NAV of Plans / Options (₹) ^

Retail Plan
 Growth: 221.6187
 Weekly Dividend: 100.4253

Regular Plan[§]
 Growth: 153.2229
 Daily Dividend: 100.5400
 Weekly Dividend: 100.4287

Direct Plan[§]
 Growth: 153.5414
 Daily Dividend: 100.5367
 Weekly Dividend: 100.4291

^The Face Value per unit of all the plans/ options under Birla Sun Life Floating Rate Fund – Long Term Plan has been changed from ₹ 10/- to ₹ 100/- effective from October 07, 2011

Benchmark: CRISIL Liquid Fund Index

Quarterly Average AUM: ₹ 1,693.80 Crores (as on 31st March 2014)

Load Structure (as % of NAV) (Incl. for SIP)

Entry Load: Nil

Exit Load:** For Redemption / Switch-out of units within 30 days from the date of allotment: 0.25% of applicable NAV.
 For Redemption / Switch-out of units after 30 days from the date of allotment : Nil
 **Exit Load is NIL for units issued in Bonus & Dividend Reinvestment.

Other Parameter

Modified Duration: 0.29 years

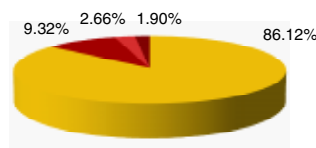
Yield to Maturity: 9.20%

Standard Deviation: 0.62%

Note:

Standard Deviation is calculated on annualised basis using 1 year history of monthly returns, source: MF Explorer.

Rating Profile of Portfolio



■ AAA ■ AA ■ IND AA- ■ Cash & Current Assets

As on March 31, 2014

Investment Performance - Retail Plan - Growth

NAV as on March 31, 2014: ₹ 221.6187

Date of Inception: June 05, 2003	NAV Per Unit. * (₹)	Birla Sun Life Floating Rate Fund - Long Term Plan (%)	CRISIL Liquid Fund Index # (%)	CRISIL 1 Year T - Bill Index ## (%)	Value of Standard Investment of ₹ 10000 in		
					Birla Sun Life Floating Rate Fund - Long Term Plan (₹)	CRISIL Liquid Fund Index # (₹)	CRISIL 1 Year T - Bill Index ## (₹)
Since inception till March 31, 2014 (CAGR)	100.0000	7.63	6.56	5.41	22162	19890	17685
March 28, 2013 to March 31, 2014 (Absolute)	201.9029	9.76	9.54	5.84	10976	10954	10584
March 30, 2012 to March 28, 2013 (Absolute)	184.2983	9.55	8.17	8.33	10955	10817	10833
March 31, 2011 to March 30, 2012 (Absolute)	168.3420	9.48	8.44	6.59	10948	10844	10659

Scheme Benchmark, ## Additional Benchmark, * As on start of period considered above.

Past performance may or may not be sustained in future. Returns for dividend option would assume reinvestment of dividends declared, net of dividend distribution tax, if any, at the then prevailing NAV. Load and Taxes are not considered for computation of returns.

Total Schemes Co-Managed by Fund Managers is 4. Total Schemes managed by Mr. Kaustubh Gupta is 120. Total Schemes managed by Ms. Sunaina Da Cunha is 5. Refer annexure on page no. 68 to know more on performance of schemes managed by Fund Managers.

[§]These Plan/Options continue for fresh subscriptions under the scheme. 'Direct Plan' is only for investors who purchase / subscribe Units in a Scheme directly with the Mutual Fund and is not available for investors who route their investments through a Distributor. For further details, Investors are advised to refer to Addendum no. 44/2012 dated December 27, 2012 available on our website www.birlasunlife.com

Top Ten Portfolio Holdings

Issuer	% to net Assets	Rating	Issuer	% to net Assets	Rating
Allahabad Bank	14.99%	ICRA A1+	Dena Bank	5.24%	CRISIL A1+
UCO Bank	12.11%	CRISIL A1+	GIC Housing Finance Ltd	5.21%	ICRA A1+
Indusind Bank Ltd	9.40%	CRISIL A1+	Sesa Sterlite Ltd	4.53%	CRISIL A1+
Shriram Transport Finance Company Ltd	8.51%	CRISIL AA	National Bank For Agriculture and Rural Development	3.99%	CRISIL AAA
Oriental Bank of Commerce	5.74%	CRISIL A1+	JM Financial Products Ltd	3.65%	CRISIL A1+

Birla Sun Life Mutual Fund
Empower



Birla Sun Life Gilt Plus



SAVINGS SOLUTIONS

What is it?

A fund that aims to generate income and capital appreciation by investing exclusively in Government Securities.

As on March 31, 2014

Fund Details

Fund Manager: Mr. Prasad Dhonde
Managing Fund Since: July 01, 2011
Total Experience: 13 years
Date of inception: October 12, 1999
Nature of the scheme: An Open-ended Government Securities Scheme

Application Amount for fresh subscription*:

₹ 5,000 (plus in multiples of ₹ 1)

Min.Addl.Investment:

₹ 1,000 (plus in multiples of ₹ 1)

SIP:

Monthly: Minimum ₹ 1,000/- plus 5 post dated cheques for a minimum of ₹ 1,000/- each; **Quarterly:** Minimum ₹ 5,000/- plus 3 post dated cheques for a minimum of ₹ 5,000/- each.

NAV of Plans / Options (₹)

Liquid Plan:

Regular Plan

Growth: 28.4483
 Daily Dividend: 10.0162
 Weekly Dividend: 10.0163
 Quarterly Dividend: 10.7473
 Annual Dividend Option: 10.3750

Direct Plan*

Growth: 28.5286
 Daily Dividend: 0.0000
 Annual Dividend: 10.5281
 Quarterly Dividend: 10.8146

PF Plan:

Regular Plan

Growth: 31.7777
 Quarterly Dividend: 10.3214

Direct Plan*

Growth: 31.9012
 Quarterly Dividend: 10.4280

Regular Plan:

Growth: 36.8440
 Quarterly Dividend: 12.0785

Direct Plan*

Growth: 36.9749
 Quarterly Dividend: 11.4236

Benchmark:

Liquid Plan: I-Sec SI-BEX

PF Plan: I-Sec LI-BEX

Regular Plan: I-Sec LI-BEX

Quarterly Average AUM:

Liquid Plan: ₹ 26.12 Crores

PF Plan: ₹ 32.46 Crores

Regular Plan: ₹ 74.47 Crores

(as on 31st March 2014)

Load Structure (as % of NAV) (Incl. for SIP)

Liquid Plan, Regular Plan & PF Plan - Quarterly / Annual Dividend

Entry Load: Nil

Exit Load: Nil

PF Plan

Entry Load: Nil

Exit Load**:

For redemption / switch-out of units within 90 days from the date of allotment: 0.50% of applicable NAV For redemption / switch-out of units after 90 days from the date of allotment: Nil.

**Exit Load is NIL for units issued in Bonus & Dividend Reinvestment.

Other Parameter

Modified Duration:

Liquid Plan: 0.42 years

PF Plan: 7.21 years

Regular Plan: 5.66 years

Yield to Maturity:

Liquid Plan: 8.45%

PF Plan: 9.16%

Regular Plan: 8.77%

Standard Deviation:

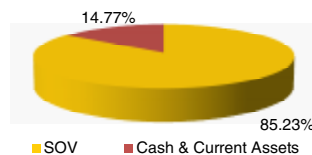
Liquid Plan: 0.74%

PF Plan: 5.03%

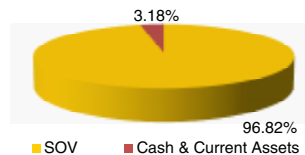
Regular Plan: 4.44%

Rating Profile of Portfolio

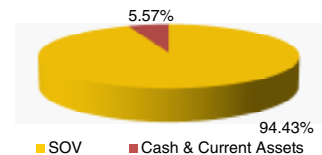
Liquid Plan



PF Plan



Regular Plan



Investment Performance - Liquid Plan - Regular Plan - Growth

NAV as on March 31, 2014: ₹ 28.4483

Date of Inception: Oct 12, 1999	NAV Per Unit. * (₹)	Birla Sun Life Gilt Plus- Liquid Plan (%)	I-Sec SI-BEX # (%)	CRISIL 1 Year T-Bill Index ## (%)	Value of Standard Investment of ₹ 10000 in		
					Birla Sun Life Gilt Plus - Liquid Plan (₹)	I-Sec SI-BEX # (₹)	CRISIL 1 Year T-Bill Index ## (₹)
Since inception till March 31, 2014 (CAGR)	10.0000	7.49	N/A	6.25	28448	N/A	24046
March 28, 2013 to March 31, 2014 (Absolute)	25.9535	9.61	6.66	5.84	10961	10666	10584
March 30, 2012 to March 28, 2013 (Absolute)	24.0657	7.84	9.63	8.33	10784	10963	10833
March 31, 2011 to March 30, 2012 (Absolute)	22.3923	7.47	7.39	6.59	10747	10739	10659

Investment Performance - PF Plan - Regular Plan Growth

NAV as on March 31, 2014: ₹ 31.7777

Date of Inception: Oct 12, 1999	NAV Per Unit. * (₹)	Birla Sun Life Gilt Plus- PF Plan (%)	I-Sec LI-BEX # (%)	CRISIL 10 Year Gilt Index ## (%)	Value of Standard Investment of ₹ 10000 in		
					Birla Sun Life Gilt Plus- PF Plan (₹)	I-Sec LI-BEX # (₹)	CRISIL 10 Year Gilt Index ## (₹)
Since inception till March 31, 2014 (CAGR)	10.0000	8.31	N/A	N/A	31778	N/A	N/A
March 28, 2013 to March 31, 2014 (Absolute)	30.9467	2.69	1.77	-0.96	10269	10177	9904
March 30, 2012 to March 28, 2013 (Absolute)	27.4642	12.68	13.28	11.25	11268	11328	11125
March 31, 2011 to March 30, 2012 (Absolute)	24.9910	9.90	6.30	2.43	10990	10630	10243

Investment Performance - Regular Plan - Regular Plan - Growth

NAV as on March 31, 2014: ₹ 36.8440

Date of Inception: Oct 12, 1999	NAV Per Unit. * (₹)	Birla Sun Life Gilt Plus - Regular Plan (%)	I-Sec LI-BEX # (%)	CRISIL 10 Year Gilt Index ## (%)	Value of Standard Investment of ₹ 10000 in		
					Birla Sun Life Gilt Plus- Regular Plan (₹)	I-Sec LI-BEX # (₹)	CRISIL 10 Year Gilt Index ## (₹)
Since inception till March 31, 2014 (CAGR)	10.0000	9.43	N/A	N/A	36844	N/A	N/A
March 28, 2013 to March 31, 2014 (Absolute)	36.9914	-0.40	1.77	-0.96	9960	10177	9904
March 30, 2012 to March 28, 2013 (Absolute)	33.8581	9.25	13.28	11.25	10925	11328	11125
March 31, 2011 to March 30, 2012 (Absolute)	31.9940	5.83	6.30	2.43	10583	10630	10243

Scheme Benchmark, ## Additional Benchmark, * As on start of period considered above.

Past performance may or may not be sustained in future. Returns for dividend option would assume reinvestment of dividends declared, net of dividend distribution tax, if any, at the then prevailing NAV. Load and Taxes are not considered for computation of returns. When scheme/additional benchmark returns are not available, they have not been shown.

Total Schemes managed by Mr. Prasad Dhonde is 18. Refer annexure on page no. 68 to know more on performance of schemes managed by Fund Managers.

Top Portfolio Holdings - Regular Plan

Issuer	% to net Assets
8.83% GOI (MD 25/11/2023)	94.43%
Cash & Current Assets	5.57%

Rating

SOV

Note:

Standard Deviation is calculated on annualised basis using 3 years history of monthly returns, source: MFI Explorer.

Direct Plan is only for investors who purchase /subscribe Units in a Scheme directly with the Mutual Fund and is not available for investors who route their investments through a Distributor. For further details, Investors are advised to refer to Addendum no. 44/2012 dated December 27, 2012 available on our website www.birlasunlife.com

Top Portfolio Holdings - Liquid Plan

Issuer	% to net Assets	Rating
182 Days Tbill (MD 25/09/2014)	85.23%	SOV
Cash & Current Assets	14.77%	

Top Portfolio Holdings - PF Plan

Issuer	% to net Assets	Rating
8.32% GOI (MD 02/08/2032)	43.49%	SOV
8.24% GOI (MD 15/02/2027)	23.25%	SOV
8.62% Tamil Nadu SDL (MD 20/02/2023)	21.14%	SOV
8.12% GOI (MD 10/12/2020)	8.93%	SOV
Cash & Current Assets	3.18%	

Birla Sun Life Mutual Fund
Empower



Birla Sun Life Government Securities Fund



SAVINGS SOLUTIONS

What is it?

A fund that aims to generate current income consistent with the portfolio invested exclusively in Government Securities.

As on March 31, 2014

Fund Details

Fund Manager: Mr. Prasad Dhonde
Managing Fund Since: October 03, 2012
Total Experience: 13 years
Date of inception: October 28, 1999
Nature of the scheme: An Open-ended Gilt Scheme

Application Amount for fresh subscription*:

₹ 5,000 (plus in multiples of ₹ 1)

Min.Addl.Investment:

₹ 1,000 (plus in multiples of ₹ 1)

SIP:

Monthly: Minimum ₹ 1,000/- plus 5 post dated cheques for a minimum of ₹ 1,000/- each; **Quarterly:** Minimum ₹ 5,000/- plus 3 post dated cheques for a minimum of ₹ 5,000/- each.

NAV of Plans / Options (₹)

Long Term Plan:

Regular Plan
 Growth: 35.2402
 Half Yearly Dividend: 10.3463

Direct Plan*
 Growth: 35.4015
 Dividend: 10.7197

Short Term Plan:

Regular Plan
 Growth: 23.8059
 Daily Dividend: 10.0036

Direct Plan*
 Growth: 10.7892
 Dividend: 10.1863

Benchmark:

Long Term Plan: I-Sec LI-BEX

Short Term Plan: I-Sec SI-BEX

Quarterly Average AUM:

Long Term Plan : ₹ 469.53 Crores

Short Term Plan : ₹ 2.49 Crores

(as on 31st March 2014)

Load Structure (as % of NAV) (Incl. for SIP)

Entry Load: Nil

Exit Load:**

Long Term Plan: 1% if redeemed / switched out within 365 days from the date of allotment.

Short Term Plan: Nil

**Exit Load is NIL for units issued in Bonus & Dividend Reinvestment.

Other Parameter

Modified Duration:

Long Term Plan: 7.11 years

Short Term Plan: 0.00 years

Yield to Maturity:

Long Term Plan: 9.12%

Short Term Plan: 8.00%

Standard Deviation:

Long Term Plan: 5.03%

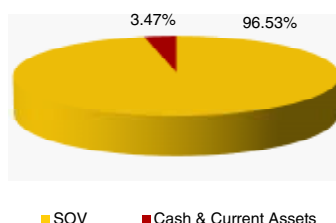
Short Term Plan: 0.42%

Note:

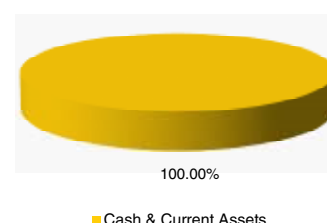
Standard Deviation is calculated on annualised basis using 1 year history of monthly returns, source: MF Explorer.

Rating Profile of Portfolio

Long Term Plan



Short Term Plan



Investment Performance - Long Term Plan - Regular Plan - Growth

NAV as on March 31, 2014: ₹ 35.2402

Date of Inception: Oct 28, 1999	NAV Per Unit. * (₹)	Birla Sun Life Government Securities Fund - Long Term Plan (%)	I-Sec LI-BEX # (%)	CRISIL 10 Year Gilt Index ## (%)	Value of Standard Investment of ₹ 10000 in		
					Birla Sun Life Government Securities Fund - Long Term Plan (₹)	I-Sec LI-BEX # (₹)	CRISIL 10 Year Gilt Index ## (₹)
Since inception till March 31, 2014 (CAGR)	10.0000	9.12	N/A	N/A	35240	N/A	N/A
March 28, 2013 to March 31, 2014 (Absolute)	34.4577	2.27	1.77	-0.96	10227	10177	9904
March 30, 2012 to March 28, 2013 (Absolute)	30.7794	11.95	13.28	11.25	11195	11328	11125
March 31, 2011 to March 30, 2012 (Absolute)	28.4104	8.34	6.30	2.43	10834	10630	10243

Investment Performance - Short Term Plan - Regular Plan - Growth

NAV as on March 31, 2014: ₹ 23.8059

Date of Inception: Oct 28, 1999	NAV Per Unit. * (₹)	Birla Sun Life Government Securities Fund - Short Term Plan (%)	I-Sec SI-BEX # (%)	CRISIL 1 Year T - Bill Index ## (%)	Value of Standard Investment of ₹ 10000 in		
					Birla Sun Life Government Securities Fund - Short Term Plan (₹)	I-Sec SI-BEX # (₹)	CRISIL 1 Year T - Bill Index ## (₹)
Since inception till March 31, 2014 (CAGR)	10.0000	6.19	N/A	6.23	23806	N/A	23930
March 28, 2013 to March 31, 2014 (Absolute)	21.9572	8.42	6.66	5.84	10842	10666	10584
March 30, 2012 to March 28, 2013 (Absolute)	20.4556	7.34	9.63	8.33	10734	10963	10833
March 31, 2011 to March 30, 2012 (Absolute)	19.1207	6.98	7.39	6.59	10698	10739	10659

Scheme Benchmark, ## Additional Benchmark, * As on start of period considered above.

Past performance may or may not be sustained in future. Returns for dividend option would assume reinvestment of dividends declared, net of dividend distribution tax, if any, at the then prevailing NAV. Load and Taxes are not considered for computation of returns. When scheme/additional benchmark returns are not available, they have not been shown.

Total Schemes managed by Mr. Prasad Dhonde is 18. Refer annexure on page no. 68 to know more on performance of schemes managed by Fund Managers.

Top Portfolio Holdings - Long Term Plan

Issuer	% to net Assets	Rating
9.20% GOI (MD 30/09/2030)	23.22%	SOV
8.28% GOI (M/D 21/09/2027)	21.48%	SOV
8.12% GOI (MD 10/12/2020)	16.35%	SOV
8.32% GOI (MD 02/08/2032)	14.26%	SOV
9.5% Gujarat SDL (MD 11/09/2023)	12.85%	SOV
8.24% GOI (MD 15/02/2027)	6.43%	SOV
Cash & Current Assets	3.47%	
8.92% Tamilnadu SDL (MD 08/08/2022)	1.24%	SOV
8.62% Maharashtra SDL (MD 20/02/2023)	0.72%	SOV

Top Portfolio Holdings - Short Term Plan

Issuer	% to net Assets	Rating
Cash & Current Assets	100.00%	

Birla Sun Life Enhanced Arbitrage Fund



SAVINGS SOLUTIONS

What is it?

A fund that aims to generate income by investing in equity and equity related instruments and take advantage of the price differentials or mis-pricing prevailing in a stock or index.

As on March 31, 2014

Fund Details

Fund Manager: Mr. Ajay Garg
Managing Fund Since: Dec 05, 2011
Total Experience: 21 years
Date of inception: July 24, 2009
Nature of the scheme: An Open-ended Equity Scheme

Application Amount for fresh subscription*:

₹ 5,000 (plus in multiples of ₹ 1)

Min.Addl.Investment:

₹ 1,000 (plus in multiples of ₹ 1)

SIP:

Monthly: Minimum ₹ 1,000/- plus 5 post dated cheques for a minimum of ₹ 1,000/- each; **Quarterly:** Minimum ₹ 5,000/- plus 3 post dated cheques for a minimum of ₹ 5,000/- each.

NAV of Plans / Options (₹)

Regular Plan

Growth: 13.8072

Dividend: 10.4274

Direct Plan*

Growth: 13.8884

Dividend: 10.4794

Benchmark: CRISIL Liquid Fund Index

Quarterly Average AUM: ₹ 229.80 Crores
 (as on 31st March 2014)

Load Structure (as % of NAV) (Incl. for SIP)

Entry Load: Nil

Exit Load: Nil

Investment Performance - Regular Plan - Growth

NAV as on March 31, 2014: ₹ 13.8072

Date of Inception: July 24, 2009	NAV Per Unit. * (₹)	Birla Sun Life Enhanced Arbitrage Fund (%)	CRISIL Liquid Fund Index # (%)	S&P BSE SENSEX ## (%)	Value of Standard Investment of ₹ 10000 in		
					Birla Sun Life Enhanced Arbitrage Fund (₹)	CRISIL Liquid Fund Index # (₹)	S&P BSE SENSEX ## (₹)
Since inception till March 31, 2014 (CAGR)	10.0000	7.12	7.34	8.34	13807	13937	14556
March 28, 2013 to March 31, 2014 (Absolute)	12.5024	10.44	9.54	18.85	11044	10954	11885
March 30, 2012 to March 28, 2013 (Absolute)	11.6415	7.40	8.17	8.23	10740	10817	10823
March 31, 2011 to March 30, 2012 (Absolute)	10.8303	7.49	8.44	-10.50	10749	10844	8950

Scheme Benchmark, ## Additional Benchmark, * As on start of period considered above.

Past performance may or may not be sustained in future. Returns for dividend option would assume reinvestment of tax free dividends declared at the then prevailing NAV. Load and Taxes are not considered for computation of returns.

Total Schemes managed by Mr. Ajay Garg is 10. Refer annexure on page no. 68 to know more on performance of schemes managed by Fund Managers.

Past performance may or may not be sustained in future. Returns greater than 1 year period are compounded annualized. Dividends are assumed to be reinvested and bonus is adjusted. Load is not taken into consideration. For SIP returns, monthly investment of equal amounts invested on the 1st day of every month has been considered.

*'Direct Plan' is only for investors who purchase /subscribe Units in a Scheme directly with the Mutual Fund and is not available for investors who route their investments through a Distributor. For further details, Investors are advised to refer to Addendum no. 44/2012 dated December 27, 2012 available on our website www.birlasunlife.com

Top Ten Portfolio Holdings

Issuer	% to net Assets	Issuer	% to net Assets
Tata Motors Ltd DVR Shares	6.62%	ITC Ltd	5.77%
Lupin Ltd	6.35%	Reliance Capital Ltd	5.65%
Sesa Sterlite Ltd	6.16%	JSW Steel Ltd	5.64%
Adani Port and Special Economic Zone Ltd	6.13%	United Spirits Ltd	5.41%
HDFC Bank Ltd	6.12%	LIC Housing Finance Ltd	5.15%

Close Ended Scheme Performance

Birla Sun Life Capital Protection Oriented Fund - Series 7

Date of Inception: Oct 04, 2011 Fund Manager: Mr. Satyabrata Mohanty & Ajay Garg NAV (as on 31st March 2014): ₹ 13.0024	NAV Per Unit. * (₹)	Birla Sun life Capital Protection Oriented - Series 7 (%)	CRISIL Balanced Fund Index # (%)	CRISIL 1 Year T-Bill Index ## (%)	Value of Standard Investment of ₹ 10000 in		
					Birla Sun life Capital Protection Oriented - Series 7 (₹)	CRISIL Balanced Fund Index # (₹)	CRISIL 1 Year T-Bill Index ## (₹)
Since inception till March 31, 2014 (CAGR)	10.0000	11.12	12.33	7.19	13002	13358	11888
March 28, 2013 to March 31, 2014 (Absolute)	11.3793	14.26	13.40	5.84	11426	11340	10584
March 30, 2012 to March 28, 2013 (Absolute)	11.0326	3.14	8.18	8.33	10314	10818	10833

Scheme Benchmark, ## Additional Benchmark, * As on start of period considered above.

Past performance may or may not be sustained in future. Returns for dividend option would assume reinvestment of tax free dividends declared at the then prevailing NAV. Load and Taxes are not considered for computation of returns. Total Schemes Co-Managed by Fund Managers is 1. Total Schemes managed by Mr. Satyabrata Mohanty is 12. Total Schemes managed by Mr. Ajay Garg is 10. Refer annexure on page no. 68 to know more on performance of schemes managed by Fund Managers.

The Scheme offered is "oriented towards protection of capital" and "not with guaranteed returns". The orientation towards protection of the capital originates from the portfolio structure of the scheme and not from any bank guarantee, insurance cover, etc.

Birla Sun Life Capital Protection Oriented Fund - Series 10

Date of Inception: Jul 11, 2012 Fund Manager: Mr. Prasad Dhonde & Vineet Maloo NAV (as on 31st March 2014): ₹ 11.6189	NAV Per Unit. * (₹)	Birla Sun life Capital Protection Oriented - Series 10 (%)	CRISIL MIP Blended Index # (%)	CRISIL 1 Year T-Bill Index ## (%)	Value of Standard Investment of ₹ 10000 in		
					Birla Sun life Capital Protection Oriented - Series 10 (₹)	CRISIL MIP Blended Index # (₹)	CRISIL 1 Year T-Bill Index ## (₹)
Since inception till March 31, 2014 (CAGR)	10.0000	9.11	7.72	6.79	11619	11366	11196
March 28, 2013 to March 31, 2014 (Absolute)	10.6203	9.40	6.52	5.84	10940	10652	10584

Scheme Benchmark, ## Additional Benchmark, * As on start of period considered above.

Past performance may or may not be sustained in future. Returns for dividend option would assume reinvestment of tax free dividends declared at the then prevailing NAV. Load and Taxes are not considered for computation of returns. Total Schemes Co-Managed by Fund Managers is 6. Total Schemes managed by Mr. Prasad Dhonde is 18. Total Schemes managed by Mr. Vineet Maloo is 11. Refer annexure on page no. 68 to know more on performance of schemes managed by Fund Managers.

The Scheme offered is "oriented towards protection of capital" and "not with guaranteed returns". The orientation towards protection of the capital originates from the portfolio structure of the scheme and not from any bank guarantee, insurance cover, etc.

Birla Sun Life Capital Protection Oriented Fund - Series 9

Date of Inception: Mar 28, 2012 Fund Manager: Mr. Satyabrata Mohanty NAV (as on 31st March 2014): ₹ 11.6326	NAV Per Unit. * (₹)	Birla Sun life Capital Protection Oriented - Series 9 (%)	CRISIL MIP Blended Index # (%)	CRISIL 1 Year T-Bill Index ## (%)	Value of Standard Investment of ₹ 10000 in		
					Birla Sun life Capital Protection Oriented - Series 9 (₹)	CRISIL MIP Blended Index # (₹)	CRISIL 1 Year T-Bill Index ## (₹)
Since inception till March 31, 2014 (CAGR)	10.0000	7.82	7.93	7.07	11633	11656	11470
March 28, 2013 to March 31, 2014 (Absolute)	10.7006	8.71	6.52	5.84	10871	10652	10584
March 30, 2012 to March 28, 2013 (Absolute)	10.0079	6.92	9.06	8.33	10692	10906	10833

Scheme Benchmark, ## Additional Benchmark, * As on start of period considered above.

Past performance may or may not be sustained in future. Returns for dividend option would assume reinvestment of tax free dividends declared at the then prevailing NAV. Load and Taxes are not considered for computation of returns. Total Schemes managed by Mr. Satyabrata Mohanty is 12. Refer annexure on page no. 68 to know more on performance of schemes managed by Fund Managers.

The Scheme offered is "oriented towards protection of capital" and "not with guaranteed returns". The orientation towards protection of the capital originates from the portfolio structure of the scheme and not from any bank guarantee, insurance cover, etc.

Birla Sun Life Capital Protection Oriented Fund - Series 11

Date of Inception: Oct 15, 2012 Fund Manager: Mr. Prasad Dhonde & Vineet Maloo NAV (as on 31st March 2014): ₹ 11.1806	NAV Per Unit. * (₹)	Birla Sun life Capital Protection Oriented - Series 11 (%)	CRISIL MIP Blended Index # (%)	CRISIL 1 Year T-Bill Index ## (%)	Value of Standard Investment of ₹ 10000 in		
					Birla Sun life Capital Protection Oriented - Series 11 (₹)	CRISIL MIP Blended Index # (₹)	CRISIL 1 Year T-Bill Index ## (₹)
Since inception till March 31, 2014 (CAGR)	10.0000	7.96	6.66	6.57	11181	10986	10972
March 28, 2013 to March 31, 2014 (Absolute)	10.2150	9.45	6.52	5.84	10945	10652	10584

Scheme Benchmark, ## Additional Benchmark, * As on start of period considered above.

Past performance may or may not be sustained in future. Returns for dividend option would assume reinvestment of tax free dividends declared at the then prevailing NAV. Load and Taxes are not considered for computation of returns. Total Schemes Co-Managed by Fund Managers is 6. Total Schemes managed by Mr. Prasad Dhonde is 18. Total Schemes managed by Mr. Vineet Maloo is 11. Refer annexure on page no. 68 to know more on performance of schemes managed by Fund Managers.

The Scheme offered is "oriented towards protection of capital" and "not with guaranteed returns". The orientation towards protection of the capital originates from the portfolio structure of the scheme and not from any bank guarantee, insurance cover, etc.

Birla Sun Life Capital Protection Oriented Fund - Series 12

Date of Inception: Aug 29, 2012 Fund Manager: Mr. Prasad Dhonde & Ajay Garg NAV (as on 31st March 2014): ₹ 12.1459	NAV Per Unit. * (₹)	Birla Sun life Capital Protection Oriented - Series 12 (%)	CRISIL MIP Blended Index # (%)	CRISIL 1 Year T-Bill Index ## (%)	Value of Standard Investment of ₹ 10000 in		
					Birla Sun life Capital Protection Oriented - Series 12 (₹)	CRISIL MIP Blended Index # (₹)	CRISIL 1 Year T-Bill Index ## (₹)
Since inception till March 31, 2014 (CAGR)	10.0000	13.04	7.73	6.74	12146	11254	11091
March 28, 2013 to March 31, 2014 (Absolute)	10.8660	11.78	6.52	5.84	11178	10652	10584

Scheme Benchmark, ## Additional Benchmark, * As on start of period considered above.

Past performance may or may not be sustained in future. Returns for dividend option would assume reinvestment of tax free dividends declared at the then prevailing NAV. Load and Taxes are not considered for computation of returns. Total Schemes Co-Managed by Fund Managers is 3. Total Schemes managed by Mr. Prasad Dhonde is 18. Total Schemes managed by Mr. Ajay Garg is 10. Refer annexure on page no. 68 to know more on performance of schemes managed by Fund Managers.

The Scheme offered is "oriented towards protection of capital" and "not with guaranteed returns". The orientation towards protection of the capital originates from the portfolio structure of the scheme and not from any bank guarantee, insurance cover, etc.

Birla Sun Life Capital Protection Oriented Fund - Series 13

Date of Inception: Nov 08, 2012 Fund Manager: Mr. Prasad Dhonde & Ajay Garg NAV (as on 31st March 2014): ₹ 11.5943	NAV Per Unit. * (₹)	Birla Sun life Capital Protection Oriented - Series 13 (%)	CRISIL MIP Blended Index # (%)	CRISIL 1 Year T-Bill Index ## (%)	Value of Standard Investment of ₹ 10000 in		
					Birla Sun life Capital Protection Oriented - Series 13 (₹)	CRISIL MIP Blended Index # (₹)	CRISIL 1 Year T-Bill Index ## (₹)
Since inception till March 31, 2014 (CAGR)	10.0000	11.21	6.68	6.59	11594	10942	10928
March 28, 2013 to March 31, 2014 (Absolute)	10.2146	13.51	6.52	5.84	11351	10652	10584

Scheme Benchmark, ## Additional Benchmark, * As on start of period considered above.

Past performance may or may not be sustained in future. Returns for dividend option would assume reinvestment of tax free dividends declared at the then prevailing NAV. Load and Taxes are not considered for computation of returns. Total Schemes Co-Managed by Fund Managers is 3. Total Schemes managed by Mr. Prasad Dhonde is 18. Total Schemes managed by Mr. Ajay Garg is 10. Refer annexure on page no. 68 to know more on performance of schemes managed by Fund Managers.

The Scheme offered is "oriented towards protection of capital" and "not with guaranteed returns". The orientation towards protection of the capital originates from the portfolio structure of the scheme and not from any bank guarantee, insurance cover, etc.

Birla Sun Life Capital Protection Oriented Fund - Series 14

Date of Inception: Dec 13, 2012 Fund Manager: Mr. Prasad Dhonde & Ajay Garg NAV (as on 31st March 2014): ₹ 11.1635	NAV Per Unit. * (₹)	Birla Sun life Capital Protection Oriented - Series 14 (%)	CRISIL MIP Blended Index # (%)	CRISIL 1 Year T-Bill Index ## (%)	Value of Standard Investment of ₹ 10000 in		
					Birla Sun life Capital Protection Oriented - Series 14 (₹)	CRISIL MIP Blended Index # (₹)	CRISIL 1 Year T-Bill Index ## (₹)
Since inception till March 31, 2014 (CAGR)	10.0000	8.86	6.40	6.45	11164	10838	10844
March 28, 2013 to March 31, 2014 (Absolute)	10.1117	10.40	6.52	5.84	11040	10652	10584

Scheme Benchmark, ## Additional Benchmark, * As on start of period considered above.

Past performance may or may not be sustained in future. Returns for dividend option would assume reinvestment of tax free dividends declared at the then prevailing NAV. Load and Taxes are not considered for computation of returns. Total Schemes Co-Managed by Fund Managers is 3. Total Schemes managed by Mr. Prasad Dhonde is 18. Total Schemes managed by Mr. Ajay Garg is 10. Refer annexure on page no. 68 to know more on performance of schemes managed by Fund Managers.

The Scheme offered is "oriented towards protection of capital" and "not with guaranteed returns". The orientation towards protection of the capital originates from the portfolio structure of the scheme and not from any bank guarantee, insurance cover, etc.

Performance details for close ended Capital Protection Oriented Schemes with less than 1 year of existence have not been disclosed.

SIP Performance (for select Schemes)

Funds Managed By Mr. Mahesh Patil

Performance as on 31st March, 2014

Birla Sun Life Pure Value Fund - Regular Plan - Growth				
Particulars	Since Inception	last 5 years	last 3 years	last 1 year
Total Amount Invested (₹)	73000	60000	36000	12000
Market Value of amount Invested	121375	87049	48342	15408
Scheme Returns (CAGR)	16.58	14.89	20.15	56.97
S&P BSE 200 returns (CAGR)	9.70	8.55	11.76	24.50
CNX Nifty returns (CAGR)	10.15	9.36	12.59	24.07
Date of First Installment: April 01, 2008 & Scheme Inception Date: March 27, 2008. Past Performance may or may not be sustained in future. This scheme is jointly managed with Mr. Milind Bafna.				

Birla Sun Life Top 100 Fund - Regular Plan - Growth				
Particulars	Since Inception	last 5 years	last 3 years	last 1 year
Total Amount Invested (₹)	102000	60000	36000	12000
Market Value of amount Invested	173471	84623	46718	14129
Scheme Returns (CAGR)	12.15	13.74	17.71	34.72
CNX Nifty returns (CAGR)	9.27	9.36	12.59	24.07
S&P BSE SENSEX returns (CAGR)	9.22	9.50	12.93	23.48
Date of First Installment: November 01, 2005 & Scheme Inception Date: October 24, 2005. Past Performance may or may not be sustained in future.				

Birla Sun Life Long Term Advantage Fund - Regular Plan - Growth				
Particulars	Since Inception	last 5 years	last 3 years	last 1 year
Total Amount Invested (₹)	90000	60000	36000	12000
Market Value of amount Invested	136002	81857	45818	14093
Scheme Returns (CAGR)	10.79	12.39	16.34	34.10
S&P BSE 200 returns (CAGR)	8.21	8.55	11.76	24.50
CNX Nifty returns (CAGR)	8.74	9.36	12.59	24.07
Date of First Installment: November 01, 2006 & Scheme Inception Date: October 10, 2006. Past Performance may or may not be sustained in future.				

Birla Sun Life Frontline Equity Fund - Regular Plan - Growth				
Particulars	Since Inception	last 5 years	last 3 years	last 1 year
Total Amount Invested (₹)	139000	60000	36000	12000
Market Value of amount Invested	465187	83714	46393	13878
Scheme Returns (CAGR)	19.46	13.30	17.22	30.46
S&P BSE 200 returns (CAGR)	13.65	8.55	11.76	24.50
CNX Nifty returns (CAGR)	13.74	9.36	12.59	24.07
Date of First Installment: October 01, 2002 & Scheme Inception Date: August 30, 2002. Past Performance may or may not be sustained in future.				

Birla Sun Life Infrastructure Fund - Regular Plan - Growth				
Particulars	Since Inception	last 5 years	last 3 years	last 1 year
Total Amount Invested (₹)	97000	60000	36000	12000
Market Value of amount Invested	124717	69906	42897	14713
Scheme Returns (CAGR)	6.11	6.06	11.74	44.76
CNX Nifty returns (CAGR)	8.88	9.36	12.59	24.07
S&P BSE SENSEX returns (CAGR)	8.82	9.50	12.93	23.48
Date of First Installment: April 01, 2006 & Scheme Inception Date: March 17, 2006. Past Performance may or may not be sustained in future. This scheme is jointly managed with Mr. Naysar Shah.				

For SIP calculations above, the data assumes the investment of ₹ 1000/- on 1st day of every month or the subsequent working day. Load & Taxes are not considered for computation of returns. Performance for dividend option would assume reinvestment of tax free dividends declared at the then prevailing NAV. CAGR returns are computed after accounting for the cash flow by using XIRR method (investment internal rate of return). Where Benchmark returns are not available, they have not been shown.



SYSTEMATIC INVESTMENT PLAN (SIP)

Performance as on 31st March, 2014

Birla Sun Life 95 Fund - Regular Plan - Dividend				
Particulars	Since Inception	last 5 years	last 3 years	last 1 year
Total Amount Invested (₹)	229000	60000	36000	12000
Market Value of amount Invested	2270803	75685	41681	12912
Scheme Returns (CAGR)	20.71	9.23	9.77	14.48
CRISIL Balanced Fund Index returns (CAGR)	NA	8.67	10.74	17.50
CNX Nifty returns (CAGR)	12.66	9.36	12.59	24.07
Date of First Installment: April 01, 1995 & Scheme Inception Date: February 10, 1995. Past Performance may or may not be sustained in future. This scheme is jointly managed with Mr. Prasad Dhonde.				

Funds Managed By Mr. Satyabrata Mohanty

Birla Sun Life Advantage Fund - Regular Plan - Growth				
Particulars	Since Inception	last 5 years	last 3 years	last 1 year
Total Amount Invested (₹)	230000	60000	36000	12000
Market Value of amount Invested	1620099	78156	45828	14541
Scheme Returns (CAGR)	17.75	10.52	16.35	41.77
S&P BSE 200 returns (CAGR)	13.40	8.55	11.76	24.50
CNX Nifty returns (CAGR)	12.63	9.36	12.59	24.07
Date of First Installment: March 01, 1995 & Scheme Inception Date: February 24, 1995. Past Performance may or may not be sustained in future.				

Birla Sun Life Asset Allocation Fund - Aggressive Plan - Regular Plan - Growth				
Particulars	Since Inception	last 5 years	last 3 years	last 1 year
Total Amount Invested (₹)	123000	60000	36000	12000
Market Value of amount Invested	229625	72075	40964	13305
Scheme Returns (CAGR)	11.70	7.28	8.59	20.93
CNX Nifty returns (CAGR)	11.48	9.28	12.54	24.08
S&P BSE SENSEX returns (CAGR)	11.73	9.42	12.88	23.43
Date of First Installment: March 01, 1995 & Scheme Inception Date: February 24, 2004. Past Performance may or may not be sustained in future. This scheme is jointly managed with Mr. Vineet Maloo.				

Birla Sun Life Asset Allocation Fund - Moderate Plan - Regular Plan - Growth				
Particulars	Since Inception	last 5 years	last 3 years	last 1 year
Total Amount Invested (₹)	123000	60000	36000	12000
Market Value of amount Invested	190897	70310	39627	12442
Scheme Returns (CAGR)	8.30	6.29	6.35	6.96
CRISIL Balanced Fund Index returns (CAGR)	7.34	7.12	7.60	8.11
CNX Nifty returns (CAGR)	11.48	9.28	12.54	24.08
Date of First Installment: March 01, 1995 & Scheme Inception Date: February 24, 2004. Past Performance may or may not be sustained in future. This scheme is jointly managed with Mr. Vineet Maloo.				

Birla Sun Life Asset Allocation Fund - Conservative Plan - Regular Plan - Growth				
Particulars	Since Inception	last 5 years	last 3 years	last 1 year
Total Amount Invested (₹)	123000	60000	36000	12000
Market Value of amount Invested	190897	70310	39627	12442
Scheme Returns (CAGR)	8.30	6.29	6.35	6.96
CRISIL MIP Blended Index returns (CAGR)	7.34	7.12	7.60	8.11
CNX Nifty returns (CAGR)	11.48	9.28	12.54	24.08
Date of First Installment: March 01, 1995 & Scheme Inception Date: February 24, 2004. Past Performance may or may not be sustained in future. This scheme is jointly managed with Mr. Vineet Maloo.				

For SIP calculations above, the data assumes the investment of ₹ 1000/- on 1st day of every month or the subsequent working day. Load & Taxes are not considered for computation of returns. Performance for dividend option would assume reinvestment of tax free dividends declared at the then prevailing NAV. CAGR returns are computed after accounting for the cash flow by using XIRR method (investment internal rate of return). Where Benchmark returns are not available, they have not been shown.



SIP Performance (for select Schemes)

Performance as on 31st March, 2014

Funds Managed By Mr. Hitesh Zaveri

Birla Sun Life Small & Midcap Fund - Regular Plan - Growth				
Particulars	Since Inception	last 5 years	last 3 years	last 1 year
Total Amount Invested (₹)	83000	60000	36000	12000
Market Value of amount Invested	122884	80455	44701	14364
Scheme Returns (CAGR)	11.17	11.70	14.60	38.74
CNX Midcap returns (CAGR)	7.70	7.00	9.13	29.73
CNX Nifty returns (CAGR)	8.89	9.36	12.59	24.07
Date of First Installment: June 01, 2010 & Scheme Inception Date: May 31, 2007. Past Performance may or may not be sustained in future.				

Birla Sun Life Midcap Fund - Regular Plan - Growth				
Particulars	Since Inception	last 5 years	last 3 years	last 1 year
Total Amount Invested (₹)	138000	60000	36000	12000
Market Value of amount Invested	422201	76462	43425	14088
Scheme Returns (CAGR)	18.21	9.64	12.59	34.02
CNX Midcap returns (CAGR)	14.29	7.00	9.13	29.73
CNX Nifty returns (CAGR)	13.64	9.36	12.59	24.07
Date of First Installment: November 01, 2002 & Scheme Inception Date: October 03, 2002. Past Performance may or may not be sustained in future.				

Funds Managed By Mr. Vineet Maloo

Birla Sun Life International Equity Fund - Plan A - Regular Plan - Growth				
Particulars	Since Inception	last 5 years	last 3 years	last 1 year
Total Amount Invested (₹)	78000	60000	36000	12000
Market Value of amount Invested	122116	90890	47402	12632
Scheme Returns (CAGR)	13.62	16.65	18.75	9.97
S&P Global 1200 returns (CAGR)	15.35	18.84	22.67	15.90
CNX Nifty returns (CAGR)	9.17	9.36	12.59	24.07
Date of First Installment: December 01, 2007 & Scheme Inception Date: October 31, 2007. Past Performance may or may not be sustained in future.				

Birla Sun Life International Equity Fund - Plan B - Regular Plan - Growth				
Particulars	Since Inception	last 5 years	last 3 years	last 1 year
Total Amount Invested (₹)	78000	60000	36000	12000
Market Value of amount Invested	100037	73263	41829	13127
Scheme Returns (CAGR)	7.56	7.93	10.01	18.00
Customised Index † returns (CAGR)	11.56	12.55	15.90	21.86
CNX Nifty returns (CAGR)	9.17	9.36	12.59	24.07
Date of First Installment: December 01, 2007 & Scheme Inception Date: October 31, 2007. Past Performance may or may not be sustained in future.				

Birla Sun Life Dividend Yield Plus - Regular Plan - Growth				
Particulars	Since Inception	last 5 years	last 3 years	last 1 year
Total Amount Invested (₹)	134000	60000	36000	12000
Market Value of amount Invested	346999	77407	41943	13862
Scheme Returns (CAGR)	16.08	10.14	10.20	30.20
CNX 500 returns (CAGR)	12.51	8.36	11.80	25.86
CNX Nifty returns (CAGR)	13.12	9.36	12.59	24.07
Date of First Installment: March 01, 2003 & Scheme Inception Date: February 26, 2003. Past Performance may or may not be sustained in future. This scheme is jointly managed with Mr. Naysar Shah.				

For SIP calculations above, the data assumes the investment of ₹ 1000/- on 1st day of every month or the subsequent working day. Load & Taxes are not considered for computation of returns. Performance for dividend option would assume reinvestment of tax free dividends declared at the then prevailing NAV. CAGR returns are computed after accounting for the cash flow by using XIRR method (investment internal rate of return). Where Benchmark returns are not available, they have not been shown.



SIP Performance (for select Schemes)

Performance as on 31st March, 2014

Birla Sun Life Asset Allocation Fund - Aggressive Plan - Regular Plan - Growth				
Particulars	Since Inception	last 5 years	last 3 years	last 1 year
Total Amount Invested (₹)	123000	60000	36000	12000
Market Value of amount Invested	229625	72075	40964	13305
Scheme Returns (CAGR)	11.70	7.28	8.59	20.93
CNX Nifty returns (CAGR)	11.48	9.28	12.54	24.08
S&P BSE SENSEX returns (CAGR)	11.73	9.42	12.88	23.43
Date of First Installment: March 01, 1995 & Scheme Inception Date: February 24, 2004. Past Performance may or may not be sustained in future. This scheme is jointly managed with Mr. Satyabrata Mohanty.				

Birla Sun Life Asset Allocation Fund - Moderate Plan - Regular Plan - Growth				
Particulars	Since Inception	last 5 years	last 3 years	last 1 year
Total Amount Invested (₹)	123000	60000	36000	12000
Market Value of amount Invested	190897	70310	39627	12442
Scheme Returns (CAGR)	8.30	6.29	6.35	6.96
CRISIL Balanced Fund Index returns (CAGR)	7.34	7.12	7.60	8.11
CNX Nifty returns (CAGR)	11.48	9.28	12.54	24.08
Date of First Installment: March 01, 1995 & Scheme Inception Date: February 24, 2004. Past Performance may or may not be sustained in future. This scheme is jointly managed with Mr. Satyabrata Mohanty.				

Birla Sun Life Commodity Equities Fund - Global Agri Plan (GAP) - Regular Plan - Growth				
Particulars	Since Inception	last 5 years	last 3 years	last 1 year
Total Amount Invested (₹)	65000	60000	36000	12000
Market Value of amount Invested	82632	73227	41036	12652
Scheme Returns (CAGR)	8.79	7.91	8.71	10.29
S&P Global Agribusiness Index returns (CAGR)	19.50	18.44	19.79	17.48
CNX Nifty returns (CAGR)	11.04	9.36	12.59	24.07
Date of First Installment: December 01, 2008 & Scheme Inception Date: November 07, 2008. Past Performance may or may not be sustained in future.				

Birla Sun Life Asset Allocation Fund - Conservative Plan - Regular Plan - Growth				
Particulars	Since Inception	last 5 years	last 3 years	last 1 year
Total Amount Invested (₹)	123000	60000	36000	12000
Market Value of amount Invested	190897	70310	39627	12442
Scheme Returns (CAGR)	8.30	6.29	6.35	6.96
CRISIL MIP Blended Index returns (CAGR)	7.34	7.12	7.60	8.11
CNX Nifty returns (CAGR)	11.48	9.28	12.54	24.08
Date of First Installment: March 01, 1995 & Scheme Inception Date: February 24, 2004. Past Performance may or may not be sustained in future. This scheme is jointly managed with Mr. Satyabrata Mohanty.				

Funds Managed By Mr. Naysar Shah

Birla Sun Life India Opportunities Fund - Regular Plan - Growth				
Particulars	Since Inception	last 5 years	last 3 years	last 1 year
Total Amount Invested (₹)	172000	60000	36000	12000
Market Value of amount Invested	501039	87740	49988	15093
Scheme Returns (CAGR)	13.78	15.21	22.57	51.40
CNX 500 returns (CAGR)	14.19	8.36	11.80	25.86
CNX Nifty returns (CAGR)	13.91	9.36	12.59	24.07
Date of First Installment: January 01, 2000 & Scheme Inception Date: December 27, 1999. Past Performance may or may not be sustained in future.				

For SIP calculations above, the data assumes the investment of ₹ 1000/- on 1st day of every month or the subsequent working day. Load & Taxes are not considered for computation of returns. Performance for dividend option would assume reinvestment of tax free dividends declared at the then prevailing NAV. CAGR returns are computed after accounting for the cash flow by using XIRR method (investment internal rate of return). Where Benchmark returns are not available, they have not been shown.



SIP Performance (for select Schemes)

Performance as on 31st March, 2014

Birla Sun Life Infrastructure Fund - Regular Plan - Growth				
Particulars	Since Inception	last 5 years	last 3 years	last 1 year
Total Amount Invested (₹)	97000	60000	36000	12000
Market Value of amount Invested	124717	69906	42897	14713
Scheme Returns (CAGR)	6.11	6.06	11.74	44.76
CNX Nifty returns (CAGR)	8.88	9.36	12.59	24.07
S&P BSE SENSEX returns (CAGR)	8.82	9.50	12.93	23.48
Date of First Installment: April 01, 2006 & Scheme Inception Date: March 17, 2006. Past Performance may or may not be sustained in future. This scheme is jointly managed with Mr. Mahesh Patil.				

Birla Sun Life Dividend Yield Plus - Regular Plan - Growth				
Particulars	Since Inception	last 5 years	last 3 years	last 1 year
Total Amount Invested (₹)	134000	60000	36000	12000
Market Value of amount Invested	346999	77407	41943	13862
Scheme Returns (CAGR)	16.08	10.14	10.20	30.20
CNX 500 returns (CAGR)	12.51	8.36	11.80	25.86
CNX Nifty returns (CAGR)	13.12	9.36	12.59	24.07
Date of First Installment: March 01, 2003 & Scheme Inception Date: February 26, 2003. Past Performance may or may not be sustained in future. This scheme is jointly managed with Mr. Vineet Maloo.				

Birla Sun Life India Reforms Fund - Regular Plan - Growth			
Particulars	Since Inception	last 3 years	last 1 year
Total Amount Invested (₹)	46000	36000	12000
Market Value of amount Invested	48439	39392	14108
Scheme Returns (CAGR)	2.66	5.95	34.36
CNX 500 returns (CAGR)	8.59	11.80	25.86
CNX Nifty returns (CAGR)	9.65	12.59	24.07
Date of First Installment: February 01, 2010 & Scheme Inception Date: June 25, 2010. Past Performance may or may not be sustained in future.			

Funds Managed By Mr. Anil Shah

Birla Sun Life Equity Fund - Regular Plan - Growth				
Particulars	Since Inception	last 5 years	last 3 years	last 1 year
Total Amount Invested (₹)	188000	60000	36000	12000
Market Value of amount Invested	1169541	79301	46087	14391
Scheme Returns (CAGR)	20.78	11.11	16.75	39.19
S&P BSE 200 (CAGR)	14.48	8.55	11.76	24.50
CNX Nifty returns (CAGR)	13.77	9.36	12.59	24.07
Date of First Installment: October 01, 1998 & Scheme Inception Date: August 27, 1998. Past Performance may or may not be sustained in future.				

Birla Sun Life India GenNext Fund - Regular Plan - Growth				
Particulars	Since Inception	last 5 years	last 3 years	last 1 year
Total Amount Invested (₹)	104000	60000	36000	12000
Market Value of amount Invested	195182	88335	45685	13210
Scheme Returns (CAGR)	14.08	15.48	16.13	19.35
CNX Nifty returns (CAGR)	9.42	9.36	12.59	24.07
S&P BSE SENSEX returns (CAGR)	9.39	9.50	12.93	23.48
Date of First Installment: September 01, 2005 & Scheme Inception Date: August 05, 2005. Past Performance may or may not be sustained in future.				

For SIP calculations above, the data assumes the investment of ₹ 1000/- on 1st day of every month or the subsequent working day. Load & Taxes are not considered for computation of returns. Performance for dividend option would assume reinvestment of tax free dividends declared at the then prevailing NAV. CAGR returns are computed after accounting for the cash flow by using XIRR method (investment internal rate of return). Where Benchmark returns are not available, they have not been shown.



SIP Performance (for select Schemes)

Performance as on 31st March, 2014

Birla Sun Life Special Situations Fund - Regular Plan - Growth				
Particulars	Since Inception	last 5 years	last 3 years	last 1 year
Total Amount Invested (₹)	75000	60000	36000	12000
Market Value of amount Invested	94506	71360	42526	13832
Scheme Returns (CAGR)	7.31	6.88	11.14	29.69
S&P BSE 200 returns (CAGR)	9.30	8.55	11.76	24.50
CNX Nifty returns (CAGR)	9.81	9.36	12.59	24.07
Date of First Installment: April 01, 2008 & Scheme Inception Date: January 31, 2008. Past Performance may or may not be sustained in future.				

Funds Managed By Mr. Kunal Sangoi

Birla Sun Life New Millennium Fund - Regular Plan - Growth				
Particulars	Since Inception	last 5 years	last 3 years	last 1 year
Total Amount Invested (₹)	171000	60000	36000	12000
Market Value of amount Invested	487427	85651	48710	13941
Scheme Returns (CAGR)	13.60	14.23	20.70	31.53
S&P BSE Teck returns (CAGR)	NA	14.09	18.83	25.68
CNX Nifty returns (CAGR)	13.94	9.36	12.59	24.07
Date of First Installment: March 01, 2000 & Scheme Inception Date: January 15, 2000. Past Performance may or may not be sustained in future.				

Funds Managed By Mr. Ajay Garg

Birla Sun Life MNC Fund - Regular Plan - Growth				
Particulars	Since Inception	last 5 years	last 3 years	last 1 year
Total Amount Invested (₹)	172000	60000	36000	12000
Market Value of amount Invested	827518	93850	47075	14099
Scheme Returns (CAGR)	19.84	17.96	18.25	34.21
CNX MNC returns (CAGR)	13.42	11.56	13.06	23.25
CNX Nifty returns (CAGR)	13.91	9.36	12.59	24.07
Date of First Installment: January 01, 2000 & Scheme Inception Date: December 27, 1999. Past Performance may or may not be sustained in future.				

Birla Sun Life Buy India Fund - Regular Plan - Growth				
Particulars	Since Inception	last 5 years	last 3 years	last 1 year
Total Amount Invested (₹)	171000	60000	36000	12000
Market Value of amount Invested	766455	84896	46370	13972
Scheme Returns (CAGR)	19.11	13.87	17.18	32.05
S&P BSE 200 returns (CAGR)	14.58	8.55	11.76	24.50
CNX Nifty returns (CAGR)	13.94	9.36	12.59	24.07
Date of First Installment: March 01, 2000 & Scheme Inception Date: January 15, 2000. Past Performance may or may not be sustained in future.				

Birla Sun Life Index Fund - Regular Plan - Growth				
Particulars	Since Inception	last 5 years	last 3 years	last 1 year
Total Amount Invested (₹)	139000	60000	36000	12000
Market Value of amount Invested	311427	75297	43352	13504
Scheme Returns (CAGR)	13.19	9.03	12.47	24.21
CNX Nifty returns (CAGR)	13.76	9.36	12.59	24.07
S&P BSE SENSEX returns (CAGR)	14.23	9.50	12.93	23.48
Date of First Installment: October 01, 2002, & Scheme Inception Date: September 18, 2002. Past Performance may or may not be sustained in future.				

For SIP calculations above, the data assumes the investment of ₹ 1000/- on 1st day of every month or the subsequent working day. Load & Taxes are not considered for computation of returns. Performance for dividend option would assume reinvestment of tax free dividends declared at the then prevailing NAV. CAGR returns are computed after accounting for the cash flow by using XIRR method (investment internal rate of return). Where Benchmark returns are not available, they have not been shown.

SIP Performance (for select Schemes)

Performance as on 31st March, 2014

Birla Sun Life Tax Relief '96 - Regular Plan - Dividend				
Particulars	Since Inception	last 5 years	last 3 years	last 1 year
Total Amount Invested (₹)	217000	60000	36000	12000
Market Value of amount Invested	2406476	78470	45619	14063
Scheme Returns (CAGR)	22.98	10.69	16.03	33.60
S&P BSE 200 returns (CAGR)	13.78	8.55	11.76	24.50
CNX Nifty returns (CAGR)	12.98	9.36	12.59	24.07
Date of First Installment: April 01, 1996 & Scheme Inception Date: March 29, 1996. Past Performance may or may not be sustained in future.				

Birla Sun Life Tax Plan - Regular Plan - Dividend				
Particulars	Since Inception	last 5 years	last 3 years	last 1 year
Total Amount Invested (₹)	182000	60000	36000	12000
Market Value of amount Invested	825284	79728	45266	13913
Scheme Returns (CAGR)	17.99	11.33	15.48	31.06
S&P BSE SENSEX returns (CAGR)	14.08	9.50	12.93	23.48
CNX Nifty returns (CAGR)	13.70	9.36	12.59	24.07
Date of First Installment: March 01, 1999 & Scheme Inception Date: February 16, 1999. Past Performance may or may not be sustained in future.				

For SIP calculations above, the data assumes the investment of ₹ 1000/- on 1st day of every month or the subsequent working day. Load & Taxes are not considered for computation of returns. Performance for dividend option would assume reinvestment of dividends declared, net of dividend distribution tax, if any, at the then prevailing NAV.

CAGR returns are computed after accounting for the cash flow by using XIRR method (investment internal rate of return). Where Benchmark returns are not available, they have not been shown.



Fund Manager-wise Scheme Details

Sr.no	Funds Managed By Mr. Maneesh Dangi	Refer page No
1	Birla Sun Life Dynamic Bond Fund	50

Sr.no	Funds Managed By Mr. Kaustubh Gupta	Refer page No
1	Birla Sun Life MIP II - Wealth 25 Plan*	43
2	Birla Sun Life Treasury Optimizer Plan* (earlier Birla Sun Life Ultra Short Term Fund)	49
3	Birla Sun Life Floating Rate Fund - Long Term Plan*	56
4	Birla Sun Life Savings Fund	48
5	Birla Sun Life Cash Manager*	47
6	Birla Sun Life Floating Rate Fund - Short Term Plan*	55
7	Birla Sun Life Cash Plus*	46
8	Birla Sun Life MIP*	42
9	Birla Sun Life MIP II - Savings 5 Plan*	44
10	Birla Sun Life Monthly Income*	41

* Funds co-managed by Mr. Satyabrata Mohanty

Funds co-managed by Ms. Sunaina Da Cunha

\$ Funds co-managed by Mr. Prasad Dhonde

Sr.no	Funds Managed By Ms. Sunaina Da Cunha	Refer page No
1	Birla Sun Life Short Term Opportunities Fund*	51
2	Birla Sun Life Floating Rate Fund - Long Term Plan*	56
3	Birla Sun Life Cash Manager*	47
4	Birla Sun Life Floating Rate Fund - Short Term Plan*	55
5	Birla Sun Life Cash Plus*	46

* Funds co-managed by Mr. Kaustubh Gupta

Funds co-managed by Mr. Lokesh Mallya

Sr.no	Funds Managed By Mr. Lokesh Mallya	Refer page No
1	Birla Sun Life Short Term Opportunities Fund*	51

Funds co-managed by Ms. Sunaina Da Cunha

Sr.no	Funds Managed By Mr. Ajay Garg	Refer page No
1	Birla Sun Life MNC Fund	15
2	Birla Sun Life Tax Relief '96	38
3	Birla Sun Life Buy India Fund	21
4	Birla Sun Life Tax Plan	39
5	Birla Sun Life Index Fund	34
6	Birla Sun Life Capital Protection Oriented Fund - Series 7*	60
7	Birla Sun Life Capital Protection Oriented Fund - Series 13*	60
8	Birla Sun Life Capital Protection Oriented Fund - Series 12*	60
9	Birla Sun Life Enhanced Arbitrage Fund	59
10	Birla Sun Life Capital Protection Oriented Fund - Series 14*	60

* Funds co-managed by Mr. Satyabrata Mohanty

Funds co-managed by Mr. Prasad Dhonde

Sr.no	Funds Managed By Mr. Prasad Dhonde	Refer page No
1	Birla Sun Life '95 Fund*	10
2	Birla Sun Life Capital Protection Oriented Fund - Series 13*	60
3	Birla Sun Life Capital Protection Oriented Fund - Series 12*	60
4	Birla Sun Life Capital Protection Oriented Fund - Series 14*	60
5	Birla Sun Life Treasury Optimizer Plan* (earlier Birla Sun Life Ultra Short Term Fund)	49
6	Birla Sun Life Gilt Plus Liquid Plan	57
7	Birla Sun Life Capital Protection Oriented Fund - Series 11*	60
8	Birla Sun Life Capital Protection Oriented Fund - Series 10*	60
9	Birla Sun Life Short Term Fund	53
10	Birla Sun Life Government Securities Fund Short Term Plan	58
11	Birla Sun Life Gilt Plus PF Plan	57
12	Birla Sun Life Government Securities Fund Long Term Plan	58
13	Birla Sun Life Income Plus	54
14	Birla Sun Life Gilt Plus Regular Plan	57
15	Birla Sun Life Gold ETF	36

* Funds co-managed by Mr. Mahesh Patil

Funds co-managed by Mr. Ajay Garg

\$ Funds co-managed by Mr. Vineet Maloo

@ Funds co-managed by Mr. Kaustubh Gupta

Sr.no	Funds Managed By Mr. Kunal Sangoi	Refer page No
1	Birla Sun Life New Millennium Fund	28

Sr.no	Funds Managed By Mr. Mahesh Patil	Refer page No
1	Birla Sun Life Pure Value Fund*	23
2	Birla Sun Life Top 100 Fund	12
3	Birla Sun Life Long Term Advantage Fund	14
4	Birla Sun Life Frontline Equity Fund	11
5	Birla Sun Life Infrastructure Fund*	22
6	Birla Sun Life '95 Fund*	10

* Funds co-managed by Mr. Naysar Shah

Funds co-managed by Mr. Prasad Dhonde

@ Funds co-managed by Mr. Milind Bafna

Sr.no	Funds Managed By Mr. Satyabrata Mohanty	Refer page No
1	Birla Sun Life Advantage Fund	19
2	Birla Sun Life Capital Protection Oriented Fund - Series 7*	60
3	Birla Sun Life Asset Allocation Fund Aggressive Plan*	31
4	Birla Sun Life MIP II - Wealth 25 Plan*	43
5	Birla Sun Life Asset Allocation Fund Moderate Plan*	32
6	Birla Sun Life Capital Protection Oriented Fund - Series 9	60
7	Birla Sun Life MIP*	42
8	Birla Sun Life MIP II - Savings 5 Plan*	44
9	Birla Sun Life Monthly Income*	41
10	Birla Sun Life Asset Allocation Fund Conservative Plan*	33
11	Birla Sun Life Gold Fund	35

* Funds co-managed by Mr. Kaustubh Gupta

Funds co-managed by Mr. Vineet Maloo

\$ Funds co-managed by Mr. Ajay Garg

Sr.no	Funds Managed By Mr. Hitesh Zaveri	Refer page No
1	Birla Sun Life Small & Midcap Fund	18
2	Birla Sun Life Midcap Fund	17

Sr.no	Funds Managed By Mr. Vineet Maloo	Refer page No
1	Birla Sun Life International Equity Fund - Plan A	24
2	Birla Sun Life International Equity Fund - Plan B	25
3	Birla Sun Life Dividend Yield Plus*	16
4	Birla Sun Life Asset Allocation Fund Aggressive Plan*	31
5	Birla Sun Life Asset Allocation Fund Moderate Plan*	32
6	Birla Sun Life Commodity Equities Fund Global Agri Plan (GAP)	26
7	Birla Sun Life Capital Protection Oriented Fund - Series 11*	60
8	Birla Sun Life Capital Protection Oriented Fund - Series 10*	60
9	Birla Sun Life Asset Allocation Fund Conservative Plan*	33

* Funds co-managed by Mr. Satyabrata Mohanty

Funds co-managed by Mr. Prasad Dhonde

@ Funds co-managed by Mr. Naysar Shah

Sr.no	Funds Managed By Mr. Naysar Shah	Refer page No
1	Birla Sun Life India Opportunities Fund	29
2	Birla Sun Life Infrastructure Fund*	22
3	Birla Sun Life Dividend Yield Plus*	16
4	Birla Sun Life India Reforms Fund	27

* Funds co-managed by Mr. Mahesh Patil

@ Funds co-managed by Mr. Vineet Maloo

Sr.no	Funds Managed By Mr. Anil Shah	Refer page No
1	Birla Sun Life Equity Fund	13
2	Birla Sun Life India GenNext Fund	20
3	Birla Sun Life Special Situations Fund	30

Sr.no	Funds Managed By Mr. Rohit Murarka	Refer page No
1	Birla Sun Life Medium Term Plan	52

Sr.no	Funds Managed By Mr. Milind Bafna	Refer page No
1	Birla Sun Life Pure Value Fund*	23

* Funds co-managed by Mr. Mahesh Patil

The Fund Manager-wise Scheme Details appearing above are as on January 31, 2014.

Schemes mentioned in order of performance for the period March 28 2013 - March 31 2014. Due to inherent difference in nature of schemes above (i.e. equity, hybrid, debt schemes) as may be managed by Fund Manager, performance of such schemes may not be strictly comparable. Further, for the schemes in existence for less than a year, the past performance details have not been provided. Further, performance of Fixed Term Plans (FTPs) / Fixed Maturity Plans (FMP) / Interval Income Schemes are not considered above, as FMPs / FTPs / Interval Income Schemes are close ended / interval schemes of varying maturities and performance of such schemes may not be strictly comparable with open ended schemes managed by Fund Managers.

Funds at a Glance

WEALTH CREATION SOLUTIONS

SCHEME	PLAN/ OPTION		DEFAULT OPTION**	MINIMUM INVESTMENT AMOUNT	EXIT LOAD For redemption-switch out consider from the date of allotment.
	PLAN*	OPTION			
Birla Sun Life Equity Fund	Regular Plan	Dividend (Payout/Reinvestment/Sweep)	Dividend Reinvestment	FP: ₹ 5,000/- AP: ₹ 1,000/-	within 365 days/1% of applicable NAV.
	Direct Plan	Growth			
Birla Sun Life Advantage Fund	Regular Plan	Dividend (Payout/Reinvestment/Sweep)	Dividend Reinvestment	FP: ₹ 5,000/- AP: ₹ 1,000/-	within 7 days/0.50% of applicable NAV.
	Direct Plan	Growth			
Birla Sun Life Midcap Fund	Regular Plan	Dividend (Dividend / Reinvestment / Sweep)	Dividend Reinvestment	FP: ₹ 5,000/- AP: ₹ 1,000/-	within 365 days/1% of applicable NAV.
	Direct Plan	Growth (Growth with Triggered Facility)			
Birla Sun Life Frontline Equity Fund	Regular Plan	Dividend (Payout/Reinvestment/Sweep)	Dividend Reinvestment	FP: ₹ 5,000/- AP: ₹ 1,000/-	within 365 days/1% of applicable NAV.
	Direct Plan	Growth			
Birla Sun Life Infrastructure Fund	Regular Plan	Dividend (Payout/Reinvestment/Sweep)	Dividend Reinvestment	FP: ₹ 5,000/- AP: ₹ 1,000/-	within 365 days/1% of applicable NAV.
	Direct Plan	Growth			
Birla Sun Life India GenNext Fund	Regular Plan	Dividend (Payout/Reinvestment/Sweep)	Dividend Reinvestment	FP: ₹ 5,000/- AP: ₹ 1,000/-	within 365 days/1% of applicable NAV.
	Direct Plan	Growth			
Birla Sun Life New Millennium Fund	Regular Plan	Dividend (Payout/Reinvestment/Sweep)	Dividend Reinvestment	FP: ₹ 5,000/- AP: ₹ 1,000/-	within 365 days/1% of applicable NAV.
	Direct Plan	Growth			
Birla Sun Life Top 100 Fund	Regular Plan	Dividend (Payout/Reinvestment/Sweep)	Dividend Reinvestment	FP: ₹ 5,000/- AP: ₹ 1,000/-	within 365 days/1.50% of applicable NAV. after 365 days but before 540 days/0.50% of applicable NAV. after 540 days from the date of allotment: NIL.
	Direct Plan	Growth			
Birla Sun Life Buy India Fund	Regular Plan	Dividend (Payout/Reinvestment/Sweep)	Dividend Reinvestment	FP: ₹ 5,000/- AP: ₹ 1,000/-	within 7 days/0.50% of applicable NAV.
	Direct Plan	Growth			
Birla Sun Life MNC Fund	Regular Plan	Dividend (Payout/Reinvestment/Sweep)	Dividend Reinvestment	FP: ₹ 5,000/- AP: ₹ 1,000/- (Max. Sub. Amt (incl. switch-in): ₹ 1 crore per investor per day.)	within 365 days/1% of applicable NAV.
	Direct Plan	Growth			
Birla Sun Life Index Fund	Regular Plan	Dividend (Payout/Reinvestment/Sweep)	Dividend Reinvestment	FP: ₹ 5,000/- AP: ₹ 1,000/-	within 7 days/0.50% of applicable NAV.
	Direct Plan	Growth			
Birla Sun Life India Opportunities Fund	Regular Plan	Dividend (Payout/Reinvestment/Sweep)	Dividend Reinvestment	FP: ₹ 5,000/- AP: ₹ 1,000/-	within 7 days/0.50% of applicable NAV.
	Direct Plan	Growth			
Birla Sun Life Small & Midcap Fund	Regular Plan	Dividend (Payout / Reinvestment)	Dividend Payout	FP: ₹ 5,000/- AP : ₹ 1,000/-	within 365 days/1% of applicable NAV.
	Direct Plan	Growth			
Birla Sun Life India Reforms Fund	Regular Plan	Dividend (Payout / Reinvestment)	Dividend Reinvestment	FP: ₹ 5,000/- AP : ₹ 1,000/-	within 1 year/1% of applicable NAV.
	Direct Plan	Growth			
Birla Sun Life Dividend Yield Plus	Regular Plan	Dividend (Payout/Reinvestment/Sweep)	Dividend Reinvestment	FP: ₹ 5,000/- AP: ₹ 1,000/-	within 365 days/1% of applicable NAV.
	Direct Plan	Growth			
Birla Sun Life '95 Fund	Regular Plan	Dividend (Payout/Reinvestment/Sweep)	Dividend Reinvestment	FP: ₹ 5,000/- AP: ₹ 1,000/-	within 365 days/1% of applicable NAV.
	Direct Plan	Growth			
Birla Sun Life Asset Allocation Fund - Aggressive Plan	Regular Plan	Dividend (Payout / Reinvestment) Growth	Dividend Reinvestment	FP: ₹ 5,000/- AP: ₹ 1,000/-	Nil
Birla Sun Life Asset Allocation Fund - Moderate Plan					
Birla Sun Life Asset Allocation Fund - Conservative Plan	Direct Plan				
Birla Sun Life Special Situations Fund	Regular Plan	Dividend (Payout/Reinvestment/Sweep)	• Choice of Plan : Growth • Choice of Option : Reinvestment	FP: ₹ 5,000/- AP: ₹ 1,000/-	within 365 days/1% of applicable NAV.
	Direct Plan	Growth			
Birla Sun Life Commodity Equities Fund - Global Agri Plan (GAP)	Regular Plan	Dividend (Payout / Reinvestment / Sweep)	Growth / Reinvestment	FP: ₹ 5,000/- AP: ₹ 1,000/-	within 30 days/3% of applicable NAV. after 30 days but before 365 days/1% of applicable NAV.
	Direct Plan	Growth			
Birla Sun Life International Equity Fund (Plan A)	Regular Plan	Dividend (Payout/Reinvestment/Sweep)	Dividend Reinvestment	FP: ₹ 5,000/- AP: ₹ 1,000/-	Nil
	Direct Plan	Growth			
Birla Sun Life International Equity Fund (Plan B)	Regular Plan	Dividend (Payout/Reinvestment/Sweep)	Dividend Reinvestment	FP: ₹ 5,000/- AP: ₹ 1,000/-	within 365 days/1% of applicable NAV.
	Direct Plan	Growth			
Birla Sun Life Pure Value Fund	Regular Plan	Dividend (Payout/Reinvestment)	• Choice of Plan : Growth • Choice of Option : Reinvestment	FP : ₹ 5,000/- AP : ₹ 1,000/-	within 365 days/1% of applicable NAV.
	Direct Plan	Growth			
Birla Sun Life Long Term Advantage Fund	Regular Plan	Dividend (Payout/Reinvestment)	Dividend Reinvestment	FP: ₹ 5,000/- AP: ₹ 1,000/-	within 365 days/1.50% of applicable NAV. after 365 days but within 540 days/0.50% of applicable NAV. after 540 days from the date of allotment: Nil.
	Direct Plan	Growth			

^Direct Plan under the Schemes is only for investors who purchase /subscribe Units in a Scheme directly with the Mutual Fund and is not available for investors who route their investments through a Distributor.

****Default Plan:** In case Distributor code is mentioned in the application form, but “Direct Plan” is indicated against the Scheme name, the Distributor code will be ignored and the application will be processed under Direct Plan. Further, where application is received for Regular Plan without Distributor code or “Direct” mentioned in the ARN Column, the application will be processed under Direct Plan. The default option under the Regular or Direct Plan of the Scheme, as the case maybe, shall be applied accordingly.

The Financial Solution(s) stated above is ONLY for highlighting the many advantages perceived from investments in Mutual Funds but does not in any manner, indicate or imply, either the quality of any particular Scheme or guarantee any specific performance/returns.

Funds at a Glance

WEALTH CREATION SOLUTIONS

LIST OF PLANS/OPTIONS DISCONTINUED FOR FURTHER SUBSCRIPTIONS W.E.F OCTOBER 01, 2012

SCHEME	PLAN	OPTION	EXIT LOAD For redemption-switch out consider from the date of allotment.
Birla Sun Life Dividend Yield Plus*	PF Plan*	Dividend Growth	within 365 days/1% of applicable NAV.
Birla Sun Life Commodity Equities Fund - Global Agri Plan (GAP)	Institutional Plan*	Dividend Growth	within 30 days/3% of applicable NAV. after 30 days but before 365 days/1% of applicable NAV.

*Pursuant to SEBI Circular No. CIR/IMD/DF/21/2012 dated September 13, 2012 the aforesaid plans/options under respective scheme(s) stand discontinued for further subscriptions w.e.f October 01, 2012. The existing investments, if any, under above plan/option shall continue till such investors remain invested in the said plan/option.

*Said Plans/Options stand discontinued and closed as there are no Unitholders thereunder.

TAX SAVINGS SOLUTIONS

SCHEME	PLAN/ OPTION		DEFAULT OPTION**	MINIMUM INVESTMENT AMOUNT	EXIT LOAD For redemption-switch out consider from the date of allotment.
	PLAN*	OPTION			
Birla Sun Life Tax Relief '96	Regular Plan	Dividend (Payout/Reinvestment/Sweep)	Dividend Payout	FP: ₹ 500/- AP: ₹ 500/-	Nil
	Direct Plan	Growth			
Birla Sun Life Tax Plan	Regular Plan	Dividend (Payout/Reinvestment/Sweep)	Dividend Payout	FP: ₹ 500/- AP: ₹ 500/-	Nil
	Direct Plan	Growth			

^Direct Plan under the Schemes is only for investors who purchase /subscribe Units in a Scheme directly with the Mutual Fund and is not available for investors who route their investments through a Distributor.

**Default Plan: In case Distributor code is mentioned in the application form, but "Direct Plan" is indicated against the Scheme name, the Distributor code will be ignored and the application will be processed under Direct Plan. Further, where application is received for Regular Plan without Distributor code or "Direct" mentioned in the ARN Column, the application will be processed under Direct Plan. The default option under the Regular or Direct Plan of the Scheme, as the case maybe, shall be applied accordingly.

REGULAR INCOME SOLUTIONS

SCHEME	PLAN/ OPTION		DEFAULT OPTION**	MINIMUM INVESTMENT AMOUNT	EXIT LOAD For redemption-switch out consider from the date of allotment.
	PLAN*	OPTION			
Birla Sun Life Monthly Income	Regular Plan	Monthly Dividend (Payout/Reinvestment/Sweep) Quarterly Dividend (Payout/Reinvestment/Sweep)	<ul style="list-style-type: none"> Choice of Plan : Growth Choice of Option within Monthly Dividend : Dividend Reinvestment Choice of Plan within Quarterly Dividend : Dividend Reinvestment 	FP: ₹ 25,000/- AP: ₹ 5,000/-	within 365 days/1% of applicable NAV.
	Direct Plan	Growth		FP: ₹ 5,000/- AP: ₹ 1,000/-	
Birla Sun Life MIP	Regular Plan	Monthly Dividend (Payout/Reinvestment/Sweep) Monthly Payment (Instant / Deferred)	<ul style="list-style-type: none"> Choice of Option within Monthly Dividend : Dividend Reinvestment Choice of Option within Monthly Payment Plan : Instant 	FP: Dividend & Payment Option ₹ 25,000/- Growth: ₹ 5,000/- AP: ₹ 1,000/-	within 365 days/2% of applicable NAV. after 365 days but before 730 days/1% of applicable NAV. after 730 days/Nil (w.e.f June 06, 2013)
	Direct Plan	Growth			
Birla Sun Life MIP II - Savings 5 Plan	Regular Plan	Monthly Dividend (Payout / Reinvestment /Sweep) Monthly Payment Growth	<ul style="list-style-type: none"> Choice of Option : Growth Choice of Sub-Option within Monthly Dividend Option : Dividend Reinvestment 	FP: Dividend & Payment Option ₹ 25,000/- Growth ₹ 5,000/- AP: ₹ 1,000/-	within 365 days/1% of applicable NAV.
	Direct Plan	Growth			
Birla Sun Life MIP II - Wealth 25 Plan	Regular Plan	Monthly Dividend (Payout / Reinvestment /Sweep) Monthly Payment Growth	<ul style="list-style-type: none"> Choice of Option : Growth Choice of Sub-Option within Monthly Dividend Option : Dividend Reinvestment 	FP: Dividend & Payment Option ₹ 25,000/- Growth ₹ 5,000/- AP: ₹ 1,000/-	within 365 days/1% of applicable NAV.
	Direct Plan	Growth			

^Direct Plan under the Schemes is only for investors who purchase /subscribe Units in a Scheme directly with the Mutual Fund and is not available for investors who route their investments through a Distributor.

**Default Plan: In case Distributor code is mentioned in the application form, but "Direct Plan" is indicated against the Scheme name, the Distributor code will be ignored and the application will be processed under Direct Plan. Further, where application is received for Regular Plan without Distributor code or "Direct" mentioned in the ARN Column, the application will be processed under Direct Plan. The default option under the Regular or Direct Plan of the Scheme, as the case maybe, shall be applied accordingly.

The Financial Solution(s) stated above is ONLY for highlighting the many advantages perceived from investments in Mutual Funds but does not in any manner, indicate or imply, either the quality of any particular Scheme or guarantee any specific performance/returns.

Funds at a Glance

SAVINGS SOLUTIONS

SCHEME	PLAN/OPTION (which continue for fresh subscription)		DEFAULT OPTION**	MINIMUM INVESTMENT AMOUNT	EXIT LOAD For redemption-switch out consider from the date of allotment.
	PLAN [^]	OPTION			
Birla Sun Life Cash Plus	Regular Plan	Daily Dividend (Reinvestment)	Daily Dividend Reinvestment	FP: ₹ 5,000/- AP: ₹ 1,000/-	Nil
		Weekly Dividend (Payout / Reinvestment)			
	Direct Plan	Dividend (Payout / Reinvestment) Growth			
Birla Sun Life Cash Manager	Regular Plan	Daily Dividend (Reinvestment)	Daily Dividend Reinvestment	FP: ₹ 5,000/- AP: ₹ 1,000/-	Nil
		Weekly Dividend (Reinvestment)			
	Direct Plan	Growth			
Birla Sun Life Savings Fund	Regular Plan	Daily Dividend (Reinvestment)	Daily Dividend Reinvestment	FP: ₹ 5,000/- AP: ₹ 1,000/-	Nil
	Direct Plan	Weekly Dividend (Payout / Reinvestment) Growth			
Birla Sun Life Treasury Optimizer Plan (earlier Birla Sun Life Ultra Short Term Fund)	Regular Plan	Daily Dividend (Reinvestment)	Daily Dividend Reinvestment	FP: ₹ 5,000/- AP: ₹ 1,000/-	For redemption / switch-out of units within 365 days from the date of allotment: 0.25% of applicable NAV. For redemption / switch-out of units after 365 days from the date of allotment: Nil
	Direct Plan	Weekly Dividend (Payout / Reinvestment) Fortnightly Dividend (Payout / Reinvestment) Growth			
Birla Sun Life Dynamic Bond Fund	Regular Plan	Monthly Dividend Sweep	<ul style="list-style-type: none"> Choice of Option : Quarterly Dividend Choice of Sub-Option : Dividend Reinvestment 	FP: ₹ 5,00,000/- AP: ₹ 1,000/-	Within 180 days: 0.50% of applicable NAV. After 180 days: Nil.
		Monthly Dividend (Payout / Reinvestment / Sweep)		FP: ₹ 5,000/- AP: ₹ 1,000/-	
	Direct Plan	Quarterly Dividend (Payout / Reinvestment / Sweep) Growth		FP: ₹ 5,000/- AP: ₹ 1,000/-	
Birla Sun Life Short Term Opportunities Fund	Regular Plan	Quarterly Dividend (Payout / Reinvestment)	Growth	FP: ₹ 5,000/- AP: ₹ 1,000/- Max Amt : ₹ 50 lacs [§]	For redemption / switch-out of units within 365 days from the date of allotment: 1.00% of applicable NAV. For redemption / switch-out of units after 365 days from the date of allotment: Nil
	Direct Plan	Dividend (Payout / Reinvestment) Growth			
Birla Sun Life Medium Term Plan	Regular Plan	Quarterly Dividend (Payout / Reinvestment)	Growth	FP: ₹ 5,000/- AP: ₹ 1,000/- Max Amt : ₹ 50 lacs [§]	For redemption / switch-out of units within 365 days from the date of allotment: 2.00% of applicable NAV. For redemption / switch-out of units after 365 days but before 730 days from the date of allotment: 1.00% of applicable NAV. For redemption / switch-out of units after 730 days from the date of allotment: Nil.
	Direct Plan	Half Yearly Dividend (Payout / Reinvestment) Dividend (Payout / Reinvestment / Sweep) Growth			
Birla Sun Life Short Term Fund (Erstwhile Birla Sun Life Income Fund)	Regular Plan	Monthly Dividend (Payout/Reinvestment/Sweep)	Dividend Reinvestment	FP: ₹ 5,000/- AP: ₹ 1,000/-	within 30 days/0.50% of applicable NAV
	Direct Plan	Dividend (Payout/Reinvestment/Sweep) Growth			
Birla Sun Life Income Plus	Regular Plan	Dividend (Payout / Reinvestment) Growth	Dividend Reinvestment	FP: ₹ 5,000/- AP: ₹ 1,000/-	For redemption / switch-out of units within 180 days from the date of allotment: 1.00% of applicable NAV. For redemption / switch-out of units after 180 days from the date of allotment: Nil.
	Direct Plan				
Birla Sun Life Floating Rate Fund - Short Term Plan	Regular Plan	Daily Dividend (Reinvestment)	Daily Dividend Reinvestment	FP: ₹ 5,000/- AP: ₹ 1,000/-	Nil
	Direct Plan	Weekly Dividend (Reinvestment) Growth			
Birla Sun Life Floating Rate Fund - Long Term Plan	Regular Plan	Daily Dividend (Reinvestment)	Daily Dividend Reinvestment	FP: ₹ 5,000/- AP: ₹ 1,000/-	For Redemption / Switch-out of units within 30 days from the date of allotment: 0.25% of applicable NAV. For Redemption / Switch-out of units after 30 days from the date of allotment : Nil
	Direct Plan	Weekly Dividend (Reinvestment) Growth			
Birla Sun Life Gilt Plus - Regular Plan	Regular Plan	Quarterly Dividend (Payout / Reinvestment / Sweep) Growth	Growth	FP: ₹ 5,000/- AP: ₹ 1,000/-	For Liquid Plan, Regular Plan & PF Plan (Quarterly/Annual Div) Nil For PF Plan (Growth) Within 90 days: 0.50% of applicable NAV. After 90 days: Nil.
Birla Sun Life Gilt Plus - Liquid Plan		Daily Dividend (Reinvestment)			
		Weekly Dividend (Payout / Reinvestment)			
Birla Sun Life Gilt Plus - PF Plan	Regular Plan	Quarterly Dividend (Payout / Reinvestment / Sweep) Growth (Quarterly Gain / Annual Gain)			
Birla Sun Life Government Securities Fund- Long Term Plan	Regular Plan	Dividend (Payout / Reinvestment)	Growth	FP: ₹ 5,000/- AP: ₹ 1,000/-	within 365 days/1.00% of applicable NAV.
	Direct Plan	Growth			
Birla Sun Life Government Securities Fund- Short Term Plan	Regular Plan	Daily Dividend (Reinvestment)	Growth	FP: ₹ 5,000/- AP: ₹ 1,000/-	Nil
	Direct Plan	Weekly Dividend (Payout / Reinvestment) Growth			
Birla Sun Life Enhanced Arbitrage Fund	Regular Plan	Dividend (Payout / Reinvestment / Sweep) Growth	Dividend Reinvestment	FP: ₹ 5,000/- AP: ₹ 1,000/- (Max. Sub. Amt (incl. switch-in): ₹ 1 lakh per investor per day.)	Nil
	Direct Plan				

[^]Direct Plan under the Schemes is only for investors who purchase /subscribe Units in a Scheme directly with the Mutual Fund and is not available for investors who route their investments through a Distributor.

****Default Plan:** In case Distributor code is mentioned in the application form, but "Direct Plan" is indicated against the Scheme name, the Distributor code will be ignored and the application will be processed under Direct Plan. Further, where application is received for Regular Plan without Distributor code or "Direct" mentioned in the ARN Column, the application will be processed under Direct Plan. The default option under the Regular or Direct Plan of the Scheme, as the case maybe, shall be applied accordingly.

§ Per investor per day across all subscription transactions (i.e. fresh purchases, additional purchases, switch-in and trigger transactions such as SIP, STP and RSP trigger, as available under the schemes.

The Financial Solution(s) stated above is ONLY for highlighting the many advantages perceived from investments in Mutual Funds but does not in any manner, indicate or imply, either the quality of any particular Scheme or guarantee any specific performance/returns.

Funds at a Glance

LIST OF PLANS/OPTIONS DISCONTINUED FOR FURTHER SUBSCRIPTIONS W.E.F OCTOBER 01, 2012

SCHEME	PLAN	OPTION
Birla Sun Life Cash Plus	Retail Plan	Daily Dividend Growth
	Institutional Plan	Daily Dividend Weekly Dividend Growth
Birla Sun Life Cash Manager	Institutional Plan	Daily Dividend Weekly Dividend Growth
Birla Sun Life Savings Fund	Retail Plan	Daily Dividend Weekly Dividend Growth
Birla Sun Life Treasury Optimizer Plan (earlier Birla Sun Life Ultra Short Term Fund)	Retail Plan	Daily Dividend Fortnightly Dividend Growth
Birla Sun Life Short Term Opportunities Fund	Institutional Plan	Quarterly Dividend Dividend Growth
Birla Sun Life Medium Term Plan	Institutional Plan	Quarterly Dividend Half Yearly Dividend Dividend Growth
Birla Sun Life Floating Rate Fund - Short Term Plan	Retail Plan	Daily Dividend Weekly Dividend Growth
Birla Sun Life Floating Rate Fund - Long Term Plan	Retail Plan	Weekly Dividend Growth
Birla Sun Life Government Securities Fund - Short Term Plan	Institutional Plan	Daily Dividend Weekly Dividend Dividend Growth
Birla Sun Life Enhanced Arbitrage Fund	Institutional Plan*	Dividend Growth

*Pursuant to SEBI Circular No. CIR/IMD/DF/21/2012 dated September 13, 2012 the aforesaid plans/options under respective scheme(s) stand discontinued for further subscriptions w.e.f October 01, 2012. The existing investments, if any, under above plan/option shall continue till such investors remain invested in the said plan/option.

*Said Plans/Options stand discontinued and closed as there are no Unitholders thereunder.

The Financial Solution(s) stated above is ONLY for highlighting the many advantages perceived from investments in Mutual Funds but does not in any manner, indicate or imply, either the quality of any particular Scheme or guarantee any specific performance/returns.



Investment Objective

WEALTH CREATION SOLUTIONS

Birla Sun Life '95 Fund	An Open ended Balanced Scheme with the objective to generate long term growth of capital and current income, through a portfolio with a target allocation of 60% equity and 40% debt and money market securities. The secondary objective is income generation and distribution of dividend.
Birla Sun Life Frontline Equity Fund	An Open-ended growth scheme with the objective of long term growth of capital, through a portfolio with a target allocation of 100% equity by aiming at being as diversified across various industries and or sectors as its chosen benchmark index, S&P BSE 200.
Birla Sun Life Top 100 Fund	An Open-ended growth scheme with the objective to provide medium to long term capital appreciation, by investing predominantly in a diversified portfolio of equity and equity related securities of top 100 companies as measured by market capitalization.
Birla Sun Life Equity Fund	An Open-ended growth scheme with the objective of long term growth of capital, through a portfolio with a target allocation of 90% equity and 10% debt and money market securities.
Birla Sun Life Long Term Advantage Fund	An Open ended Diversified Equity Scheme with an to provide long-term capital appreciation, by investing predominantly in a diversified portfolio of equity and equity related securities.
Birla Sun Life MNC Fund	An Open-ended growth scheme with the objective to achieve long-term growth of capital at relatively moderate levels of risk by making investments in securities of multi-national companies through a research based investment approach.
Birla Sun Life Dividend Yield Plus	An Open-ended growth scheme with the objective to provide capital growth and income by investing primarily in a well-diversified portfolio of dividend paying companies that have a relatively high dividend yield.
Birla Sun Life Midcap Fund	An Open ended Growth Scheme with the objective to achieve long term growth of capital at controlled level of risk by investing primarily in 'Mid-Cap' Stocks. The level of risk is somewhat higher than a fund focused on large and liquid stocks. Concomitantly, the aim is to generate higher returns than a fund focused on large and liquid stocks.
Birla Sun Life Small & Midcap Fund	An Open ended Small and Mid Cap Equity Scheme with an objective to generate consistent long-term capital appreciation by investing predominantly in equity and equity related securities of companies considered to be small and midcap. The Scheme may also invest a certain portion of its corpus in fixed income securities including money market instruments, in order to meet liquidity requirements from time to time.
Birla Sun Life Advantage Fund	An Open-ended growth scheme with the objective to achieve long-term growth of capital at relatively moderate levels of risk through a diversified research based investment approach.
Birla Sun Life India GenNext Fund	An Open-ended growth scheme with the objective to target growth of capital by investing in equity/equity related instruments of companies that are expected to benefit from the rising consumption patterns in India, which in turn is getting fuelled by high disposable incomes of the young generation (Generation Next). The scheme will invest in companies that have the following characteristics: 1. Companies that seek growth in revenues arising out of demand from the younger generation (GenNext) for their products or services. 2. They should be engaged in manufacturing of products or rendering of services that go directly to the consumer. 3. The products and services should have distinct brand identity, thereby enabling choice.
Birla Sun Life Buy India Fund	A multi-sector open-ended growth scheme with the objective of long term growth of capital, through a portfolio with a target allocation of 100% equity, focusing on investing in businesses that are driven by India's large population and inherent consumption patterns. The focus of the scheme will be in the consumer and healthcare sectors. The secondary objective is income generation and distribution of dividend.
Birla Sun Life Infrastructure Fund	An Open-ended growth scheme with the objective to providing for medium to long-term capital appreciation by investing predominantly in a diversified portfolio of equity and equity related securities of companies that are participating in the growth and development of Infrastructure in India.
Birla Sun Life Pure Value Fund	An Open ended Diversified Equity Scheme with the objective to generate consistent long-term capital appreciation by investing predominantly in equity and equity related securities by following value investing strategy.
Birla Sun Life International Equity Fund - Plan A	An Open-ended diversified equity scheme with an objective to generate long-term growth of capital, by investing predominantly in a diversified portfolio of equity and equity related securities in the international markets.
Birla Sun Life International Equity Fund - Plan B	An Open-ended diversified equity scheme with an objective to generate long-term growth of capital, by investing predominantly in a diversified portfolio of equity and equity related securities in the domestic and international markets.
Birla Sun Life Commodity Equities Fund - Global Agri Plan (GAP)	The objective of the Scheme is to offer long term growth of capital, by investing in (1) stocks of Agri commodity companies, i.e., companies engaged in or focusing on the Agri business and/or (2) overseas mutual fund scheme(s) that have similar investment objectives. These securities could be issued in India or overseas.
Birla Sun Life India Reforms Fund	An Open ended Equity Scheme with an investment objective is to generate growth and capital appreciation by building a portfolio of companies that are expected to benefit from the economic reforms, PSU divestment and increased government spending.
Birla Sun Life New Millennium Fund	A multi-sector open-ended growth scheme with the objective of long term growth of capital, through a portfolio with a target allocation of 100% equity, focusing on investing in technology and technology dependent companies, hardware, peripherals and components, software, telecom, media, internet and e-commerce and other technology enabled companies. The secondary objective is income generation and distribution of dividend.
Birla Sun Life India Opportunities Fund	An Open ended Growth Scheme with the objective to achieve superior long-term growth of capital by investing in shares of companies that do one or more of the following: 1. Leverage India's intellectual capital for providing services, research and creative inputs. 2. Seek to use current and impending changes in patent laws / import tariffs / quotas to supply goods and services. 3. Leverage India's lower labour costs for providing services and manufactured goods. 4. Leverage India's large population of English speaking people for providing services.
Birla Sun Life Special Situations Fund	An Open-ended diversified equity scheme with an objective of the scheme is to generate long-term growth of capital by investing in a portfolio of equity and equity related securities. The Scheme would follow an investment strategy that would take advantage of Special Situations & Contrarian investment style.
Birla Sun Life Asset Allocation Fund	An Open-ended Fund of Funds scheme with the objective to provide income and capital appreciation along with diversification by investing in a basket of debt and equity Mutual Fund schemes in line with the risk profile of the investors.
Birla Sun Life Index Fund	An Open-ended index-linked growth scheme with the objective to generate returns commensurate with the performance of Nifty subject to tracking errors.
Birla Sun Life Gold Fund	An Open ended Fund of Fund Scheme with the investment objective to provide returns that tracks returns provided by Birla Sun Life Gold ETF (BSL Gold ETF).
Birla Sun Life Gold ETF	An Open ended Gold Exchange Traded Fund with the investment objective to generate returns that are in line with the performance of gold, subject to tracking errors.

The Financial Solution(s) stated above is ONLY for highlighting the many advantages perceived from investments in Mutual Funds but does not in any manner, indicate or imply, either the quality of any particular Scheme or guarantee any specific performance/returns.

Investment Objective

TAX SAVINGS SOLUTIONS

Birla Sun Life Tax Relief '96	An Open-ended equity linked savings scheme (ELSS) with the objective of long term growth of capital through a portfolio with a target allocation of 80% equity, 20% debt and money market securities
Birla Sun Life Tax Plan	An Open-ended Equity Linked Savings Scheme (ELSS) with the objective to achieve long-term growth of capital along with income tax relief for investment.

REGULAR INCOME SOLUTIONS

Birla Sun Life Monthly Income	An Open-ended income scheme with the primary investment objective to generate regular income so as to make monthly and quarterly distributions to Unit holders and the secondary objective as growth of capital. Monthly income is not assured and is subject to availability of distributable surplus
Birla Sun Life MIP	The primary objective of the scheme is to generate regular income so as to make monthly distributions to unit holders with the secondary objective being growth of capital. Income may be generated through the receipt of coupon payments, the amortization of the discount on debt instruments, receipt of dividends or the purchase and sale of securities in the underlying portfolio. The schemes will under normal market conditions, invest its net assets primarily in fixed income securities, money market instruments, cash and cash equivalents while at the same time maintaining a small exposure to equity markets. (Monthly income is not assured and is subject to availability of distributable surplus.)
Birla Sun Life MIP II - Wealth 25 Plan	An Open-ended income scheme with the objective to generate regular income so as to make monthly payment or distribution to unit holders with the secondary objective being growth of capital. Monthly Income is not assured and is subject to availability of distributable surplus.
Birla Sun Life MIP II - Savings 5 Plan	An Open-ended income scheme with the objective to generate regular income so as to make monthly payment or distribution to unit holders with the secondary objective being growth of capital. Monthly Income is not assured and is subject to availability of distributable surplus.

SAVINGS SOLUTIONS

Birla Sun Life Cash Plus	An Open-ended liquid scheme with the objective to provide reasonable returns at a high level of safety and liquidity through judicious investments in high quality debt and money market instruments.
Birla Sun Life Cash Manager	An Open ended Income scheme with the objective to provide income which is consistent with a portfolio through investments in a basket of debt and money market instruments of very short maturities with a view to provide reasonable returns.
Birla Sun Life Savings Fund	The primary objective of the schemes is to generate regular income through investments in debt and money market instruments. Income may be generated through the receipt of coupon payments or the purchase and sale of securities in the underlying portfolio. The schemes will under normal market conditions, invest its net assets in fixed income securities, money market instruments, cash and cash equivalents.
Birla Sun Life Treasury Optimizer Plan (earlier Birla Sun Life Ultra Short Term Fund)	An Open-ended short term income scheme with the objective to generate income and capital appreciation by investing 100% of the corpus in a diversified portfolio of debt and money market securities with relatively low levels of interest rate risk.
Birla Sun Life Dynamic Bond Fund	An Open-ended income scheme with the objective to generate optimal returns with high liquidity through active management of the portfolio by investing in high quality debt and money market instruments.
Birla Sun Life Short Term Opportunities Fund	An Open ended Income scheme with the objective to generate regular income by investing primarily in investment grade fixed income securities / money market instruments with short to medium term maturities and across the credit spectrum within the universe of investment grade rating.
Birla Sun Life Medium Term Plan	The primary investment objective of the Scheme is to generate regular income through investments in debt & money market instruments in order to make regular dividend payments to unit holders & secondary objective is growth of capital.
Birla Sun Life Short Term Fund (Erstwhile Birla Sun Life Income Fund) Name change (w.e.f. 01 Feb, 2012)	An Open-ended income scheme with the objective to generate income and capital appreciation by investing 100% of the corpus in a diversified portfolio of debt and money market securities.
Birla Sun Life Income Plus	An Open-ended Income Scheme to generate consistent income through superior yields on its investments at moderate levels of risk through a diversified investment approach. This income may be complemented by price changes of instruments in the portfolio.
Birla Sun Life Floating Rate Fund Short Term Plan	The primary objective of the schemes is to generate regular income through investment in a portfolio comprising substantially of floating rate debt / money market instruments. The schemes may invest a portion of its net assets in fixed rate debt securities and money market instruments.
Birla Sun Life Gilt Plus - Liquid Plan & PF Plan	An Open - ended government securities scheme with the objective to generate income and capital appreciation through investments exclusively in Government Securities.
Birla Sun Life Gilt Plus - Regular Plan	The investment objective of the scheme is to enable investors to invest in Central Government Securities, based on their own view on the interest rate scenario & generate credit risk-free returns.
Birla Sun Life Government Securities Fund	An Open-ended Gilt scheme with the objective to provide investors current income consistent with a portfolio invested 100% in securities issued by the Government of India or the State Governments, and the secondary objective is capital appreciation.
Birla Sun Life Enhanced Arbitrage Fund	An Open ended Equity Scheme with an investment objective to generate income by investing predominantly in equity and equity related instruments. Scheme intends to take advantage from the price differentials / mis-pricing prevailing for stock / index in various market segments (Cash & Futures).

The Financial Solution(s) stated above is ONLY for highlighting the many advantages perceived from investments in Mutual Funds but does not in any manner, indicate or imply, either the quality of any particular Scheme or guarantee any specific performance/returns.

Dividend History (For select Schemes)

WEALTH CREATION SOLUTIONS

EQUITY SCHEMES	Declared on date	Dividend* (₹ per unit)	Face value (₹)	Cum Dividend NAV (₹ per unit)
Birla Sun Life Equity Fund - Regular Plan	21-Mar-14	4.00	10.00	70.10
	15-Mar-13	3.00	10.00	63.27
	24-Aug-12	3.00	10.00	60.89
Birla Sun Life Equity Fund - Direct Plan	21-Mar-14	4.00	10.00	74.18
Birla Sun Life Advantage Fund - Regular Plan	17-May-13	4.00	10.00	75.70
	25-May-12	4.00	10.00	66.98
	04-Feb-11	4.50	10.00	81.17
Birla Sun Life Advantage Fund - Direct Plan	17-May-13	4.00	10.00	75.79
Birla Sun Life Midcap Fund - Regular Plan	19-Jul-13	1.50	10.00	20.01
	22-Jun-12	1.50	10.00	19.97
	14-Jan-11	2.00	10.00	24.29
Birla Sun Life Small & Midcap Fund - Regular Plan	19-Jul-13	0.35	10.00	11.79
Birla Sun Life Frontline Equity Fund - Regular Plan	29-Nov-13	1.00	10.00	22.31
	12-Apr-13	1.00	10.00	20.71
	09-Nov-12	0.50	10.00	21.29
Birla Sun Life India GenNext Fund - Regular Plan	28-Jun-13	1.00	10.00	16.47
	22-Jun-12	1.00	10.00	14.01
	14-Jan-11	1.00	10.00	14.39
Birla Sun Life New Millennium Fund - Regular Plan	27-Sep-13	0.85	10.00	15.20
	09-Sep-10	0.85	10.00	14.16
	26-Feb-10	0.75	10.00	13.49
Birla Sun Life Top 100 Fund - Regular Plan	24-Jan-14	0.80	10.00	13.99
	28-Jun-13	0.80	10.00	13.14
	31-Jan-13	1.00	10.00	14.95
Birla Sun Life Buy India Fund - Regular Plan	27-Sep-13	1.20	10.00	22.65
	21-Sep-12	1.00	10.00	22.61
	29-Apr-11	1.75	10.00	23.75
Birla Sun Life Buy India Fund - Direct Plan	27-Sep-13	1.20	10.00	22.73
Birla Sun Life MNC Fund - Regular Plan	29-Nov-13	2.00	10.00	88.94
	12-Apr-13	5.00	10.00	80.20
	09-Nov-12	4.00	10.00	89.21
Birla Sun Life Index Fund - Regular Plan	24-Jan-14	1.00	10.00	21.68
	31-Jan-13	2.00	10.00	22.76
	23-Mar-07	6.50	10.00	21.83
Birla Sun Life Index Fund - Direct Plan	24-Jan-14	1.00	10.00	21.72
	31-Jan-13	2.00	10.00	22.77
Birla Sun Life India Opportunities Fund - Regular Plan	27-Dec-13	1.50	10.00	19.86
	09-Nov-12	0.75	10.00	16.29
	25-Feb-11	1.25	10.00	17.38
Birla Sun Life Dividend Yield Plus - Regular Plan	27-Dec-13	0.50	10.00	12.68
	18-Feb-13	0.50	10.00	13.10
	20-Jul-12	0.50	10.00	12.49
Birla Sun Life '95 Fund - Regular Plan	21-Mar-14	6.00	10.00	118.32
	18-Feb-13	5.00	10.00	112.18
	13-Feb-12	5.00	10.00	105.20
Birla Sun Life '95 Fund - Direct Plan	21-Mar-14	3.00	10.00	124.74
Birla Sun Life Pure Value Fund - Regular Plan	23-Aug-14	1.00	10.00	13.44
Birla Sun Life Enhanced Arbitrage Fund - Dividend - Direct Plan	04-Mar-14	3.00	10.00	13.29
Birla Sun Life Enhanced Arbitrage Fund - Dividend - Regular Plan	04-Mar-14	3.00	10.00	13.24

Note: The NAV of the scheme, pursuant to pay out of dividend would fall to the extent of the payout and statutory levy (if applicable). Past performance may or may not be sustained in future.

TAX SAVINGS SOLUTIONS

EQUITY SCHEMES	Declared on date	Dividend* (₹ per unit)	Face value (₹)	Cum Dividend NAV (₹ per unit)
Birla Sun Life Tax Relief '96	07-Feb-14	3.00	10.00	81.54
	08-Mar-13	3.00	10.00	78.66
	31-Mar-11	4.00	10.00	82.85
Birla Sun Life Tax Plan	21-Mar-14	4.25	10.00	54.12
	15-Mar-13	1.50	10.00	48.00
	20-May-11	1.00	10.00	45.13

Note: The NAV of the scheme, pursuant to pay out of dividend would fall to the extent of the payout and statutory levy (if applicable). Past performance may or may not be sustained in future.

REGULAR INCOME SOLUTIONS

DEBT Schemes	Declared on date	Face Value	Non Corporate	Corporate	Cum Dividend NAV* (₹ per unit)
			Dividend* (₹ per unit)	Dividend* (₹ per unit)	
Birla Sun Life Monthly Income - Monthly Dividend - Regular Plan	28-Mar-14	10.00	0.0594	0.0443	11.2890
	28-Feb-14	10.00	0.0595	0.0444	11.1237
	31-Jan-14	10.00	0.0663	0.0495	11.1371
Birla Sun Life Monthly Income - Monthly Dividend - Direct Plan	28-Feb-14	10.00	0.0358	0.0267	11.6888
	31-Jan-14	10.00	0.0379	0.0283	11.6666
	31-May-13	10.00	0.0776	0.0579	11.6224
Birla Sun Life Monthly Income - Quarterly Dividend - Regular Plan	28-Mar-14	10.00	0.2481	0.1852	11.8422
	31-Dec-13	10.00	0.2577	0.1923	11.8233
	30-Sep-13	10.00	0.3868	0.2887	11.7465
Birla Sun Life Monthly Income - Quarterly Dividend - Direct Plan	28-Mar-14	10.00	0.1109	0.0828	11.9193
	31-Dec-13	10.00	0.2586	0.1930	11.8853
	30-Sep-13	10.00	0.3878	0.2894	11.7876
Birla Sun Life MIP - Monthly Dividend Plan - Regular Plan	28-Mar-14	10.00	0.0604	0.0451	11.4493
	28-Feb-14	10.00	0.0603	0.0450	11.3142
	31-Jan-14	10.00	0.0758	0.0566	11.2980
Birla Sun Life MIP - Monthly Dividend Plan - Direct Plan	28-Mar-14	10.00	0.0644	0.0481	12.2178
	28-Feb-14	10.00	0.0643	0.0480	12.0713
	31-Jan-14	10.00	0.0485	0.0362	12.0193
Birla Sun Life MIP II - Wealth 25 Plan Monthly Dividend Plan - Regular Plan	28-Mar-14	10.00	0.0619	0.0462	11.8396
	28-Feb-14	10.00	0.0615	0.0459	11.5615
	31-Jan-14	10.00	0.0776	0.0579	11.5376
Birla Sun Life MIP II - Savings 5 Plan Monthly Dividend Plan - Regular Plan	28-Mar-14	10.00	0.0616	0.0460	11.6991
	28-Feb-14	10.00	0.0616	0.0460	11.5509
	31-Jan-14	10.00	0.0773	0.0577	11.5722
Birla Sun Life MIP II - Savings 5 Plan Monthly Dividend Plan - Direct Plan	28-Mar-14	10.00	0.0640	0.0478	12.1623
	28-Feb-14	10.00	0.0640	0.0478	12.0048
	31-Jan-14	10.00	0.0803	0.0599	12.0234

Note: The NAV of the scheme, pursuant to pay out of dividend would fall to the extent of the payout and statutory levy (if applicable). Past performance may or may not be sustained in future.

The Financial Solution(s) stated above is ONLY for highlighting the many advantages perceived from investments in Mutual Funds but does not in any manner, indicate or imply, either the quality of any particular Scheme or guarantee any specific performance/returns.



Dividend History (For select Schemes)

SAVINGS SOLUTIONS

DEBT Schemes	Declared on date	Face Value	Non Corporate	Corporate	Cum Dividend NAV* (₹ per unit)
			Dividend* (₹ per unit)	Dividend* (₹ per unit)	
Birla Sun Life Savings Fund – Institutional Monthly Dividend	11-Feb-11	10.00	0.0350	0.0287	10.3099
	28-Jan-11	10.00	0.0497	0.0607	10.3384
	31-Dec-10	10.00	0.0587	0.0547	10.3413
Birla Sun Life Savings Fund – Retail Monthly Dividend	11-Feb-11	10.00	0.0350	0.0287	10.2848
	28-Jan-11	10.00	0.0469	0.0573	10.3108
	31-Dec-10	10.00	0.0529	0.0493	10.3105
Birla Sun Life Treasury Optimizer Plan (earlier Birla Sun Life Ultra Short Term Fund) - Monthly Dividend	10-Mar-14	10.00	0.1027	0.0767	100.2470
	11-Feb-11	10.00	0.0250	0.0205	10.8068
	31-Jan-11	10.00	0.0660	0.0540	10.8474
Birla Sun Life Treasury Optimizer Plan (earlier Birla Sun Life Ultra Short Term Fund) - Monthly Dividend - Regular Plan	10-Mar-14	10.00	0.1037	0.0774	100.2478
Birla Sun Life Treasury Optimizer Plan (earlier Birla Sun Life Ultra Short Term Fund) - Monthly Dividend - Direct Plan	10-Mar-14	10.00	0.1037	0.0774	100.2481
Birla Sun Life Treasury Optimizer Plan (earlier Birla Sun Life Ultra Short Term Fund) - Quarterly Dividend - Regular Plan	11-Mar-14	10.00	0.3548	0.2648	102.0628
Birla Sun Life Treasury Optimizer Plan (earlier Birla Sun Life Ultra Short Term Fund) - Quarterly Dividend - Direct Plan	11-Mar-14	10.00	0.3549	0.2649	102.0629
Birla Sun Life Dynamic Bond Fund – Monthly Dividend - Regular Plan	28-Mar-14	10.00	0.0626	0.0467	10.3138
	28-Feb-14	10.00	0.0628	0.0469	10.2466
	31-Jan-14	10.00	0.0783	0.0584	10.2889
Birla Sun Life Dynamic Bond Fund – Monthly Dividend - Direct Plan	28-Mar-14	10.00	0.0622	0.0464	10.2540
	28-Feb-14	10.00	0.0624	0.0466	10.1861
	31-Jan-14	10.00	0.0778	0.0581	10.2271
Birla Sun Life Dynamic Bond Fund – Quarterly Dividend - Regular Plan	28-Mar-14	10.00	0.3107	0.2319	11.1142
	31-Dec-13	10.00	0.3299	0.2462	11.1882
	30-Sep-13	10.00	0.4917	0.3670	11.3955
Birla Sun Life Dynamic Bond Fund - Quarterly Dividend - Direct Plan	28-Mar-14	10.00	0.3121	0.2329	11.1128
	31-Dec-13	10.00	0.3311	0.2471	11.2426
	30-Sep-13	10.00	0.4932	0.3681	11.4389
Birla Sun Life Short Term Opportunities Fund - Quarterly Dividend - Regular Plan	18-Mar-14	10.00	0.2622	0.1957	10.6403
	16-Dec-13	10.00	0.2554	0.1906	10.6556
	17-Sep-13	10.00	0.1670	0.1246	10.5214
Birla Sun Life Short Term Opportunities Fund - Quarterly Dividend - Direct Plan	18-Mar-14	10.00	0.2642	0.1972	10.7448
	16-Dec-13	10.00	0.2569	0.1917	10.7394
	17-Sep-13	10.00	0.1813	0.1353	10.5979
Birla Sun Life Medium Term Plan - Dividend - Regular Plan	25-Mar-13	10.00	0.8000	0.6040	10.9834
Birla Sun Life Medium Term Plan - Dividend - Direct Plan	25-Mar-13	10.00	0.8000	0.6040	10.9909
Birla Sun Life Medium Term Plan - Half Yearly Dividend - Regular Plan	18-Mar-14	10.00	0.4980	0.3717	11.0629
	17-Sep-13	10.00	0.1770	0.1321	10.6438
	17-May-13	10.00	0.2151	0.1605	10.6746
Birla Sun Life Medium Term Plan - Half Yearly Dividend - Direct Plan	18-Mar-14	10.00	0.5464	0.4078	11.3838
	17-Sep-13	10.00	0.1963	0.1465	10.9266
	17-May-13	10.00	0.2205	0.1646	10.9450
Birla Sun Life Medium Term Plan - Quarterly Dividend - Regular Plan	18-Mar-14	10.00	0.3121	0.2329	10.5792
	16-Dec-13	10.00	0.3050	0.2276	10.6190
	17-Sep-13	10.00	0.1379	0.1029	10.4433
Birla Sun Life Medium Term Plan - Quarterly Dividend - Direct Plan	18-Mar-14	10.00	0.3145	0.2347	10.6854
	16-Dec-13	10.00	0.3068	0.2290	10.7047
	17-Sep-13	10.00	0.1498	0.1118	10.5190
Birla Sun Life Medium Term Plan - Institutional - Half Yearly Dividend	18-Mar-14	10.00	0.4980	0.3717	11.0642
	17-Sep-13	10.00	0.1716	0.1281	10.6397
	17-May-13	10.00	0.2151	0.1605	10.6706
Birla Sun Life Medium Term Plan - Institutional - Quarterly Dividend	16-Dec-13	10.00	0.3043	0.2271	10.5925
	17-Sep-13	10.00	0.1373	0.1025	10.4170
	17-May-13	10.00	0.2106	0.1572	10.4473
Birla Sun Life Short Term Fund - Monthly Dividend - Regular Plan	18-Mar-14	10.00	0.1064	0.0794	11.8313
	17-Feb-14	10.00	0.0590	0.0440	11.7825
	15-Jan-14	10.00	0.0892	0.0666	11.8239
Birla Sun Life Short Term Fund - Monthly Dividend - Direct Plan	18-Mar-14	10.00	0.1068	0.0797	11.8362
	17-Feb-14	10.00	0.0595	0.0444	11.7874
	15-Jan-14	10.00	0.0903	0.0674	11.8294
Birla Sun Life Short Term Fund- Half Yearly Dividend	15-Mar-10	10.00	0.2453	0.2283	11.5557
	16-Mar-09	10.00	0.4467	0.4158	11.9496
	17-Mar-08	10.00	0.4752	0.4423	11.6359
Birla Sun Life Short Term Fund - Quarterly Dividend	15-Dec-11	10.00	0.1131	0.0854	11.6606
	15-Sep-11	10.00	0.0856	0.0646	11.6201
	15-Jun-11	10.00	0.1443	0.1090	11.4526
Birla Sun Life Income Plus - Quarterly Dividend - Regular Plan	17-May-13	10.00	0.3908	0.2917	13.3336
	15-Mar-13	10.00	0.2682	0.2025	12.8485
	17-Dec-12	10.00	0.2770	0.2091	12.6401
Birla Sun Life Income Plus - Quarterly Dividend - Direct Plan	17-May-13	10.00	0.3710	0.2769	13.4232
	15-Mar-13	10.00	0.2225	0.1680	12.8651
Birla Sun Life Gilt Plus - Liquid Plan – Quarterly Dividend - Regular Plan	18-Mar-14	10.00	0.2160	0.1612	10.9243
	16-Dec-13	10.00	0.2108	0.1573	10.9214
	17-Sep-13	10.00	0.3827	0.2856	11.0668
Birla Sun Life Gilt Plus - Liquid Plan – Quarterly Dividend - Direct Plan	18-Mar-14	10.00	0.2173	0.1622	10.9923
	16-Dec-13	10.00	0.2117	0.1580	10.9851
	17-Sep-13	10.00	0.3943	0.2943	11.1314
Birla Sun Life Gilt Plus - Liquid - Annual Dividend-Regular Plan	18-Mar-14	10.00	0.8222	0.6136	11.1595
	15-Mar-13	10.00	0.7620	0.5753	10.9546
Birla Sun Life Gilt Plus - Liquid - Annual Dividend - Direct Plan	18-Mar-14	10.00	0.8306	0.6199	11.3187
	15-Mar-13	10.00	0.6625	0.5002	10.9601
Birla Sun Life Gilt Plus - PF Plan Quarterly Dividend - Regular Plan	18-Mar-14	10.00	0.3909	0.2917	10.6438
	16-Dec-13	10.00	0.3978	0.2969	10.7358
	17-Sep-13	10.00	0.2377	0.1774	10.9953
Birla Sun Life Gilt Plus - PF Plan Quarterly Dividend - Direct Plan	18-Mar-14	10.00	0.3945	0.2944	10.7524
	16-Dec-13	10.00	0.4008	0.2991	10.8353
	17-Sep-13	10.00	0.2388	0.1782	11.0761
Birla Sun Life Gilt Plus - Regular Plan Quarterly Dividend - Regular Plan	16-Dec-13	10.00	0.3571	0.2665	11.7950
	17-May-13	10.00	0.2570	0.1918	12.9162
	15-Mar-13	10.00	0.2354	0.1777	12.6428
Birla Sun Life Gilt Plus - Regular Plan Quarterly Dividend - Direct Plan	18-Mar-14	10.00	0.3460	0.2582	11.7394
	17-May-13	10.00	0.2580	0.1926	12.9636
	15-Mar-13	10.00	0.1925	0.1453	12.6491
Birla Sun Life Government Securities Fund - Long Term Dividend - Regular Plan	18-Mar-14	10.00	0.6373	0.4756	10.9208
	17-Sep-13	10.00	0.4873	0.3637	11.1375
	17-May-13	10.00	0.2377	0.1774	12.1613
Birla Sun Life Government Securities Fund - Long Term Dividend - Direct Plan	18-Mar-14	10.00	0.6587	0.4916	11.3130
	17-Sep-13	10.00	0.5033	0.3756	11.5120
	17-May-13	10.00	0.2452	0.1830	12.5551
Birla Sun Life Government Securities Fund - Short Term Dividend	29-Feb-12	10.00	0.0016	0.0022	10.0031
	15-Dec-10	10.00	0.1108	0.1032	10.2407
	15-Sep-10	10.00	0.1120	0.1044	10.2297

Note: The NAV of the scheme, pursuant to pay out of dividend would fall to the extent of the payout and statutory levy (if applicable). Past performance may or may not be sustained in future.

The Financial Solution(s) stated above is ONLY for highlighting the many advantages perceived from investments in Mutual Funds but does not in any manner, indicate or imply, either the quality of any particular Scheme or guarantee any specific performance/returns.



Industry Allocation

WEALTH CREATION SOLUTIONS

Birla Sun Life Equity Fund

Allocation as a % of Net Assets	%
Banks	20.96%
Software	14.01%
Pharmaceuticals	8.76%
Construction Project	7.49%
Finance	6.89%
Consumer Non Durables	4.76%
Oil	4.19%
Power	4.07%
Auto	3.88%
Telecom - Services	2.70%
Minerals/Mining	2.61%
Non - Ferrous Metals	2.26%
Auto Ancillaries	2.04%
Ferrous Metals	1.90%
Consumer Durables	1.75%
Industrial Products	1.63%
Textile Products	1.46%
Media & Entertainment	1.40%
Transportation	1.10%
Industrial Capital Goods	0.60%
Miscellaneous	0.02%
Cash & Current Assets	2.20%
Net receivables / payables	3.33%
Total Net Assets	100.00%

Birla Sun Life Advantage Fund

Allocation as a % of Net Assets	%
Banks	23.87%
Software	11.96%
Construction Project	8.72%
Auto	8.20%
Consumer Non Durables	7.18%
Finance	6.45%
Industrial Capital Goods	5.03%
Petroleum Products	4.70%
Pharmaceuticals	4.27%
Auto Ancillaries	3.41%
Media & Entertainment	3.10%
Industrial Products	2.63%
Futures and Options	2.09%
Pesticides	1.63%
Trading	1.48%
Construction	1.22%
Ferrous Metals	1.04%
Cement	1.04%
Power	0.49%
Minerals/Mining	0.32%
Chemicals	0.31%
Miscellaneous	0.27%
Cash & Current Assets	2.77%
Net receivables / payables	-2.16%
Total Net Assets	100.00%

Birla Sun Life Midcap Fund

Allocation as a % of Net Assets	%
Banks	14.37%
Pharmaceuticals	12.97%
Auto Ancillaries	10.95%
Software	10.52%
Consumer Non Durables	8.06%
Auto	5.62%
Finance	5.57%
Consumer Durables	5.17%
Industrial Products	4.17%
Power	3.84%
Media & Entertainment	3.71%
Construction	3.10%
Chemicals	3.09%
Industrial Capital Goods	2.22%
Construction Project	2.03%
Cement	1.67%
Engineering Services	0.73%
Cash & Current Assets	2.13%
Net receivables / payables	0.07%
Total Net Assets	100.00%

Birla Sun Life Frontline Equity Fund

Allocation as a % of Net Assets	%
Banks	22.70%
Software	13.60%
Consumer Non Durables	9.20%
Pharmaceuticals	6.58%
Auto	5.62%
Finance	4.90%
Construction Project	4.69%
Petroleum Products	4.43%
Oil	3.36%
Auto Ancillaries	3.04%
Minerals/Mining	2.70%
Industrial Capital Goods	2.40%
Cement	2.27%
Telecom - Services	2.23%
Industrial Products	2.07%
Power	1.79%
Media & Entertainment	1.64%
Transportation	1.40%
Non - Ferrous Metals	1.16%
Pesticides	0.58%
Construction	0.44%
Futures and Options	0.21%
Ferrous Metals	0.12%
Retailing	0.10%
Cash & Current Assets	0.46%
Net receivables / payables	2.31%
Total Net Assets	100.00%

Birla Sun Life Infrastructure Fund

Allocation as a % of Net Assets	%
Banks	21.14%
Construction Project	10.27%
Industrial Products	9.16%
Petroleum Products	6.63%
Industrial Capital Goods	6.29%
Power	5.56%
Finance	5.44%
Auto Ancillaries	4.69%
Telecom - Services	4.15%
Oil	4.09%
Auto	3.85%
Cement	3.13%
Construction	2.82%
Engineering Services	2.62%
Minerals/Mining	2.54%
Non - Ferrous Metals	2.34%
Gas	1.82%
Ferrous Metals	1.68%
Transportation	0.58%
Chemicals	0.37%
Cash & Current Assets	1.21%
Net receivables / payables	-0.36%
Total Net Assets	100.00%

Birla Sun Life India GenNext Fund

Allocation as a % of Net Assets	%
Banks	22.84%
Consumer Non Durables	20.06%
Media & Entertainment	12.87%
Pharmaceuticals	10.45%
Auto	8.54%
Finance	4.49%
Construction	3.36%
Consumer Durables	3.29%
Telecom - Services	3.00%
Textile Products	2.56%
Chemicals	2.07%
Auto Ancillaries	1.63%
Diversified Consumer Services	0.97%
Retailing	0.72%
Software	0.09%
Cash & Current Assets	2.32%
Net receivables / payables	0.72%
Total Net Assets	100.00%

Birla Sun Life New Millennium Fund

Allocation as a % of Net Assets	%
Software	82.34%
Media & Entertainment	8.56%
Telecom - Services	8.50%
Miscellaneous	0.00%
Cash & Current Assets	1.42%
Net receivables / payables	-0.82%
Total Net Assets	100.00%

Birla Sun Life Top 100 Fund

Allocation as a % of Net Assets	%
Banks	24.08%
Software	12.94%
Pharmaceuticals	7.35%
Consumer Non Durables	5.92%
Auto	5.57%
Construction Project	5.14%
Petroleum Products	4.81%
Finance	4.11%
Minerals/Mining	4.03%
Oil	3.02%
Industrial Products	2.99%
Auto Ancillaries	2.97%
Cement	2.73%
Power	2.57%
Industrial Capital Goods	2.33%
Telecom - Services	1.96%
Consumer Durables	1.86%
Non - Ferrous Metals	0.95%
Media & Entertainment	0.74%
Pesticides	0.42%
Retailing	0.09%
Cash & Current Assets	3.45%
Net receivables / payables	-0.01%
Total Net Assets	100.00%

Note: The above Allocation is As on March 31, 2014 as per Industry classification as recommended by AMFI.

The Financial Solution(s) stated above is ONLY for highlighting the many advantages perceived from investments in Mutual Funds but does not in any manner, indicate or imply, either the quality of any particular Scheme or guarantee any specific performance/returns.

Industry Allocation

Birla Sun Life Buy India Fund	
Allocation as a % of Net Assets	%
Banks	17.44%
Finance	15.54%
Pharmaceuticals	14.48%
Consumer Non Durables	14.46%
Auto Ancillaries	10.09%
Auto	7.52%
Retailing	6.59%
Pesticides	5.56%
Media & Entertainment	3.60%
Consumer Durables	3.35%
Transportation	1.15%
Miscellaneous	0.00%
Cash & Current Assets	0.56%
Net receivables / payables	-0.33%
Total Net Assets	100.00%

Birla Sun Life MNC Fund	
Allocation as a % of Net Assets	%
Consumer Non Durables	16.79%
Finance	14.89%
Pharmaceuticals	11.30%
Industrial Capital Goods	10.22%
Banks	9.80%
Auto Ancillaries	8.25%
Pesticides	6.98%
Auto	5.83%
Industrial Products	4.86%
Software	3.01%
Consumer Durables	2.87%
Cement	2.13%
Transportation	0.96%
Petroleum Products	0.77%
Miscellaneous	0.72%
Construction	0.26%
Cash & Current Assets	1.03%
Net receivables / payables	-0.66%
Total Net Assets	100.00%

Birla Sun Life Index Fund	
Allocation as a % of Net Assets	%
Futures and Options	17.82%
Banks	16.75%
Software	13.48%
Consumer Non Durables	10.42%
Auto	7.08%
Petroleum Products	6.09%
Finance	5.63%
Pharmaceuticals	4.33%
Construction Project	3.82%
Oil	2.81%
Cement	2.56%
Minerals/Mining	1.99%
Power	1.95%
Telecom - Services	1.40%
Ferrous Metals	1.38%
Non - Ferrous Metals	0.67%
Gas	0.62%
Industrial Capital Goods	0.57%
Construction	0.24%
Cash & Current Assets	16.16%
Net receivables / payables	-15.81%
Total Net Assets	100.00%

Birla Sun Life India Opportunities Fund	
Allocation as a % of Net Assets	%
Software	23.70%
Pharmaceuticals	16.04%
Auto Ancillaries	11.75%
Industrial Capital Goods	8.96%
Construction Project	8.83%
Industrial Products	8.70%
Petroleum Products	5.50%
Non - Ferrous Metals	5.08%
Auto	4.52%
Finance	3.70%
Minerals/Mining	0.78%
Media & Entertainment	0.15%
Miscellaneous	0.00%
Cash & Current Assets	3.72%
Net receivables / payables	-1.44%
Total Net Assets	100.00%

Birla Sun Life Dividend Yield Plus	
Allocation as a % of Net Assets	%
Banks	20.71%
Software	14.17%
Consumer Non Durables	11.23%
Finance	8.70%
Auto	7.09%
Industrial Products	5.09%
Media & Entertainment	4.73%
Petroleum Products	3.58%
Power	3.47%
Minerals/Mining	3.45%
Pharmaceuticals	2.98%
Non - Ferrous Metals	2.53%
Oil	2.35%
Construction Project	2.08%
Textile Products	1.90%
Industrial Capital Goods	1.74%
Gas	1.03%
Cement	0.92%
Transportation	0.80%
Auto Ancillaries	0.57%
Cash & Current Assets	0.52%
Net receivables / payables	0.34%
Total Net Assets	100.00%

Birla Sun Life '95 Fund	
Allocation as a % of Net Assets	%
Banks	16.75%
Corporate Debt	11.89%
Software	10.36%
State Government Bond	6.66%
Finance	5.50%
Construction Project	5.02%
Industrial Products	4.66%
Pharmaceuticals	4.31%
Consumer Non Durables	4.18%
Auto	3.86%
Government Bond	3.23%
Petroleum Products	2.50%
Power	2.45%
Auto Ancillaries	2.32%
Media & Entertainment	1.77%
Industrial Capital Goods	1.65%
Oil	1.64%
Telecom - Services	1.41%
Non - Ferrous Metals	1.33%
Minerals/Mining	1.20%
Gas	1.10%
Pesticides	0.85%
Consumer Durables	0.77%
Construction	0.50%
Textile Products	0.45%
Miscellaneous	0.02%
Cash & Current Assets	3.61%
Total Net Assets	100.00%

Birla Sun Life Small & Midcap Fund	
Allocation as a % of Net Assets	%
Banks	14.55%
Auto Ancillaries	10.35%
Software	10.14%
Pharmaceuticals	8.85%
Finance	8.37%
Media & Entertainment	7.64%
Consumer Non Durables	7.03%
Auto	4.51%
Engineering Services	4.00%
Textile Products	3.88%
Industrial Products	3.84%
Industrial Capital Goods	3.31%
Consumer Durables	2.91%
Power	1.91%
Diversified Consumer Services	1.72%
Retailing	1.24%
Minerals/Mining	0.67%
Construction	0.64%
Construction Project	0.56%
Cash & Current Assets	7.66%
Net receivables / payables	-3.79%
Total Net Assets	100.00%

Birla Sun Life India Reforms Fund	
Allocation as a % of Net Assets	%
Banks	24.27%
Construction Project	15.36%
Power	13.14%
Media & Entertainment	7.09%
Oil	7.04%
Industrial Capital Goods	6.83%
Finance	5.57%
Petroleum Products	4.93%
Retailing	4.42%
Engineering Services	3.71%
Telecom - Services	3.70%
Gas	2.70%
Transportation	0.42%
Cash & Current Assets	1.83%
Net receivables / payables	-1.00%
Total Net Assets	100.00%

Birla Sun Life Pure Value Fund	
Allocation as a % of Net Assets	%
Banks	24.75%
Industrial Products	15.11%
Power	9.03%
Finance	7.80%
Petroleum Products	6.28%
Industrial Capital Goods	5.67%
Auto Ancillaries	5.61%
Gas	5.44%
Construction Project	3.26%
Textile Products	3.26%
Consumer Non Durables	2.26%
Non - Ferrous Metals	2.11%
Pharmaceuticals	1.89%
Media & Entertainment	1.39%
Cement	1.16%
Cash & Current Assets	23.99%
Net receivables / payables	-19.02%
Total Net Assets	100.00%

Note: The above Allocation is As on March 31, 2014 as per Industry classification as recommended by AMFI.

The Financial Solution(s) stated above is ONLY for highlighting the many advantages perceived from investments in Mutual Funds but does not in any manner, indicate or imply, either the quality of any particular Scheme or guarantee any specific performance/returns.

Industry Allocation

Birla Sun Life Long Term Advantage Fund	
Allocation as a % of Net Assets	%
Banks	21.10%
Software	13.25%
Petroleum Products	9.42%
Consumer Non Durables	9.40%
Finance	6.47%
Construction Project	5.60%
Pharmaceuticals	4.49%
Auto	4.48%
Industrial Products	4.10%
Minerals/Mining	3.98%
Gas	2.53%
Auto Ancillaries	2.33%
Telecom - Services	2.29%
Non - Ferrous Metals	2.27%

Power	1.13%
Industrial Capital Goods	1.07%
Textile Products	1.03%
Futures and Options	0.96%
Construction	0.95%
Pesticides	0.46%
Consumer Durables	0.39%
Transportation	0.18%
Cash & Current Assets	0.80%
Net receivables / payables	1.33%
Total Net Assets	100.00%

Country/Industry Allocation

Birla Sun Life Commodity Equities Fund - Global Agri Plan (GAP)	
Allocation as a % of Net Assets	%
United States	59.73%
Switzerland	17.85%
Mauritius	5.84%
Norway	3.82%
India	3.64%
Canada	2.78%
Russian Federation	2.40%
Japan	1.75%
Chile	1.00%
Malaysia	0.49%
Hong Kong	0.00%
Cash & Current Assets	2.09%
Net receivables / payables	-1.37%
Total Net Assets	100.00%

Birla Sun Life International Equity Fund - Plan A	
Allocation as a % of Net Assets	%
United States	67.83%
United Kingdom	4.90%
Germany	4.40%
Japan	3.86%
Hong Kong	3.47%
Switzerland	3.40%
Korea, Republic Of	2.64%
France	1.79%
Norway	1.31%
Mauritius	0.10%
Cash & Current Assets	5.41%
Net receivables / payables	0.88%
Total Net Assets	100.00%

Birla Sun Life International Equity Fund - Plan B	
Allocation as a % of Net Assets	%
United States	20.14%
Banks	14.70%
Software	10.45%
Consumer Non Durables	8.07%
Pharmaceuticals	4.74%
Auto	3.78%
Finance	3.58%
Power	2.78%
Construction Project	2.58%
Minerals/Mining	2.57%
Petroleum Products	2.22%
Media & Entertainment	2.04%
Oil	1.97%
Ferrous Metals	1.66%
Non - Ferrous Metals	1.65%
Telecom - Services	1.58%
Textile Products	1.56%
United Kingdom	1.38%
Industrial Products	1.25%
Germany	1.24%
Japan	1.17%
Hong Kong	1.13%
Switzerland	1.00%
Korea, Republic Of	0.89%
Industrial Capital Goods	0.81%
France	0.46%
Construction	0.43%
Norway	0.42%
Transportation	0.11%
Cash & Current Assets	2.08%
Net receivables / payables	1.61%
Total Net Assets	100.00%

Note: The above Allocation is As on March 31, 2014 as per Industry classification as recommended by AMFI.

The Financial Solution(s) stated above is ONLY for highlighting the many advantages perceived from investments in Mutual Funds but does not in any manner, indicate or imply, either the quality of any particular Scheme or guarantee any specific performance/returns.



Industry Allocation

TAX SAVINGS SOLUTIONS

Birla Sun Life Tax Plan		Birla Sun Life Tax Relief '96	
Allocation as a % of Net Assets	%	Allocation as a % of Net Assets	%
Banks	16.82%	Banks	17.18%
Software	12.38%	Software	12.68%
Pharmaceuticals	9.71%	Pharmaceuticals	9.92%
Finance	8.02%	Finance	8.21%
Auto Ancillaries	7.58%	Auto Ancillaries	7.83%
Cement	5.13%	Cement	5.25%
Petroleum Products	4.87%	Petroleum Products	5.02%
Auto	4.70%	Consumer Non Durables	4.81%
Consumer Non Durables	4.69%	Auto	4.78%
Pesticides	3.68%	Pesticides	3.75%
Industrial Capital Goods	3.51%	Industrial Capital Goods	3.58%
Construction Project	3.46%	Construction Project	3.56%
Industrial Products	3.17%	Industrial Products	3.26%
Retailing	2.55%	Retailing	2.61%
Media & Entertainment	2.51%	Media & Entertainment	2.57%
Consumer Durables	1.54%	Consumer Durables	1.58%
Ferrous Metals	1.16%	Ferrous Metals	1.19%
Minerals/Mining	0.88%	Minerals/Mining	0.90%
Transportation	0.54%	Transportation	0.56%
Miscellaneous	0.00%	Miscellaneous	0.00%
Cash & Current Assets	2.09%	Cash & Current Assets	0.65%
Net receivables / payables	1.01%	Net receivables / payables	0.12%
Total Net Assets	100.00%	Total Net Assets	100.00%

SAVINGS SOLUTIONS

Birla Sun Life Enhanced Arbitrage Fund	
Allocation as a % of Net Assets	%
Finance	15.62%
Banks	11.21%
Consumer Non Durables	11.18%
Auto	6.62%
Pharmaceuticals	6.35%
Minerals/Mining	6.16%
Transportation	6.13%
Ferrous Metals	5.64%
Futures and Options	-69.37%
Cash & Current Assets	35.40%
Net receivables / payables	65.06%
Total Net Assets	100.00%

Note: The above Allocation is As on March 31, 2014 as per Industry classification as recommended by AMFI.

The Financial Solution(s) stated above is ONLY for highlighting the many advantages perceived from investments in Mutual Funds but does not in any manner, indicate or imply, either the quality of any particular Scheme or guarantee any specific performance/returns.