

**ADITYA BIRLA SUN LIFE AMC LIMITED**

**DISCLOSURE DOCUMENT**

**(As required under Regulation 14 of Securities And Exchange Board of India (Portfolio Managers) Regulations, 1993)**

---

**Declaration:**

- a) The Disclosure Document (hereinafter referred as **"This Document"**) has been filed with Securities and Exchange Board of India along with the certificate in the prescribed format in terms of Regulation 14 of the SEBI (Portfolio Managers) Regulations, 1993.
- b) This Document serves the purpose of providing essential information about the portfolio services in order to assist and enable the investors in making informed decision for engaging Aditya Birla Sun Life AMC Limited (hereinafter referred as the **"Portfolio Manager"**).
- c) This Document contains the necessary information about the Portfolio Manager required by an investor before investing. The investor is advised to retain this document for future reference.
- d) The name, phone number, e-mail address of the principal officer as designated by the Portfolio Manager along with the address of the Portfolio Manager are as follows:

**PRINCIPAL OFFICER**

Mr. Vikram Advani  
Phone: 022- 43568231  
E-mail: vikram.advani@adityabirlacapital.com

**PORTFOLIO MANAGER**

**Aditya Birla Sun Life AMC Limited**  
Regd. Off: One Indiabulls Centre, Tower-1, 17th floor, Jupiter Mill Compound, 841, S.B. Marg, Elphinstone Road, Mumbai 400 013

## I. INDEX

Sr. No.	Items	Page No.
1	Disclaimer	3
2	Abbreviations & Definitions	3
3	Description (i) History, Present Business and Background of Aditya Birla Sun Life AMC Ltd. (ii) Promoters of the Portfolio Manager, Directors and their background (iii) Top 10 Group Companies (iv) Details of the services being offered: Discretionary and Advisory (v) Key Managerial Personnel	5
4	Penalties, pending litigation or proceedings etc	11
5	Services Offered	12
6	Risk Factors	36
7	Client Representation	41
8	The Financial Performance of ABSLAMC	43
9	Portfolio Management performance of the Portfolio Manager	44
10	Nature of expenses	47
11	Taxation	52
12	Accounting policies	57
13	Investor services	57

**NOTE:** Aditya Birla Sun Life AMC Ltd. (ABSLAMC) has acquired the right to manage the portfolio accounts of the portfolio management clients of ING Investment Management (India) Private Limited (ING AMC) with effective date from October 20, 2014.

Accordingly, additions / minor modifications are being made in the Disclosure Document of ABSLAMC giving effect of the aforesaid acquisition of the products of ING AMC to bring it in line with the policy / practices of ABSLAMC.

## II. Contents:

### 1) Disclaimer

- a) Particulars of this Document have been prepared in accordance with the SEBI (Portfolio Managers) Regulations, 1993, as amended till date and filed with SEBI.
- b) This Document has neither been approved nor disapproved by SEBI nor has SEBI certified the accuracy or adequacy of the contents of the Document.

### 2) Abbreviations & Definitions

In this Disclosure Document the following terms will have the meanings indicated there against, unless the context suggests otherwise:

<b>AMC/Asset Management Company</b>	Aditya Birla Sun Life AMC Limited (ABSLAMC), incorporated under the provisions of the Companies Act, 1956.
<b>Business Day</b>	A day other than: i. Saturday and Sunday, ii. a day on which the Banks in Mumbai and/or RBI are closed for business/clearing, iii. a day on which the Bombay Stock Exchange and the National Stock Exchange are closed, iv. a day on which normal business could not be transacted due to storms, floods, bands, strikes etc.
<b>Chartered Accountant</b>	A Chartered Accountant as defined in clause (b) of sub-section (1) of section 2 of the Chartered Accountants Act, 1949 (38 of 1949) and who has obtained a certificate of practice under sub-section (1) of section 6 of that Act.
<b>Client / Investor</b>	Anybody corporate, partnership firm, individual, HUF, association of person, body of individuals, trust, statutory authority or any other person who enters into an agreement with the Portfolio Manager for managing the funds/portfolio of securities belonging to such person/entity.
<b>Custodian</b>	Any entity acting as a custodian to the Portfolio Manager, or any other custodian with whom the Portfolio Manager enters into an agreement for availing custodial Services, which for the time being is Deutsche Bank AG, Mumbai for the resident clients and HDFC Bank Ltd. for Non Resident clients.
<b>Discretionary Portfolio Manager</b>	A Portfolio Manager who exercises or may exercise, under a contract relating to portfolio management entered into with the client / investor, any degree of discretion, as to the investments or management of the portfolio of securities or the funds of the client / investor, as the case may be.
<b>Disclosure Document</b>	This Document issued by the Portfolio Manager – Aditya Birla Sun Life AMC

	Limited.
<b>FII</b>	Foreign Institutional Investors registered with SEBI under 'The Securities and Exchange Board of India (Foreign Institutional Investors) Regulations, 1995'.
<b>Financial Year</b>	A Financial Year shall be the period of 12 months commencing on 1 <sup>st</sup> of April and ending on the 31 <sup>st</sup> of March of the succeeding year.
<b>Non- Discretionary</b>	The portfolio manager would manage, inter-alia, securities transaction execution, accounting of the same, recording of benefits, valuation and other reporting aspects as may be decided mutually with the client. Thus clients at his own risk solely take the investment decisions.
<b>NRI</b>	NRI means a person, as defined under Foreign Exchange Management Act, 1999
<b>Principal Officer</b>	An employee of the portfolio manager who has been designated as Principal Officer by the Portfolio Manager
<b>Portfolio Manager or ABSLAMC</b>	Aditya Birla Sun Life AMC Limited who pursuant to a contract or arrangement with a client / investor, advises or directs or undertakes on behalf of the client / investor (whether as a discretionary portfolio manager or otherwise) the management or administration of a portfolio of securities or the funds of the client / investor, as the case may be.
<b>Product</b>	Product means Portfolio Management Product launched by the Portfolio Manager from time to time.
<b>RBI</b>	Reserve Bank of India, established under the Reserve Bank of India Act, 1934, as amended from time to time.
<b>Regulations</b>	The Securities and Exchange Board of India (Portfolio Managers) Regulations, 1993 or such other Regulations in force from time to time including any amendment thereto or any replacement or re-enactment thereof/clarification and guidelines in the form of notes or circulars etc., issued by SEBI or the Government of India or the Reserve Bank of India from time to time.

### 3) Description

#### (i) History, Present Business and Background of Aditya Birla Sun Life AMC Limited.

Aditya Birla Sun Life AMC Ltd (ABSLAMC) (erstwhile Birla Sun Life Asset Management Company Limited) is a joint venture between the Aditya Birla Capital Limited (ABCL) (formerly known Aditya Birla Financial Services Limited), a subsidiary of Grasim Industries Limited\*, and a part of the Aditya Birla Group, and Sun Life (India) AMC Investments Inc. (a company governed by the laws of Canada), a wholly-owned subsidiary of Sun Life Financial Inc, Canada. ABSLAMC is also the Investment Manager for the schemes of Aditya Birla Sun Life Mutual Fund. Further, ABSLAMC acts as investment advisor to two offshore funds, namely, India Advantage (Offshore) Fund and India Excel (Offshore) Fund. ABSLAMC is also appointed as Investment Manager to the Venture Capital Fund – ‘Aditya Birla Real Estate Fund’, (Registration No. IN/VCF/09-10/169 dated February 26, 2010) registered with SEBI under SEBI (Venture Capital Funds) Regulations, 1996. ABSLAMC has also setup two wholly owned subsidiaries, namely Aditya Birla Sun Life Asset Management Company Pte Ltd., incorporated in the Republic of Singapore under the Companies Act, Cap. 50, and namely Aditya Birla Asset Management Company Ltd., incorporated in Dubai under the Companies Law, DIFC Law no. 2 of 2009, for undertaking Fund Management / Investment advisory / Distribution of financial products or any such permissible activity subject to SEBI (Mutual Funds) Regulations.

The AMC also acts as the Investment Manager for Aditya Birla Real Estate Debt Fund, which is formed as a trust and has received registration as a Category II Alternative Investment Fund from SEBI vide Registration No. IN/AIF2/15-16/0200. Further, the Company has also received SEBI registration for Alternative Investment Fund (AIFs) Category III namely ‘Aditya Birla Sun Life AIF Trust – I’ under registration code IN/AIF3/17-18/0319 dated April 11, 2017. These activities are being undertaken in compliance with the provisions of Regulation 24(b) of SEBI (Mutual Funds) Regulations and such other applicable regulations and there is no conflict of interest.

ABSLAMC has also obtained a Certificate of Registration [Code No: PM/INP000000597] to undertake the business of offering Portfolio Management Services (PMS) to Clients / Investors.

\*ABSLAMC was formerly the wholly owned subsidiary of Aditya Birla Nuvo Limited (ABNL). A Scheme of Arrangement between ABNL and Grasim Industries Limited (Grasim) was approved by National Company Law Tribunal Bench at Ahmedabad on June 1, 2017. Accordingly, ABNL was amalgamated with Grasim effective July 1, 2017. The financial services business of Grasim was demerged and transferred to ABCL, post which ABCL has been listed on September 1, 2017. Subsequent to listing, ABCL is held 57% by Grasim, 26% by public and 17% by promoters of Grasim.

## **(ii) Promoters of the Portfolio Manager, Directors and their background**

### **Promoters:**

#### **The Aditya Birla Group**

A US \$41 billion (Rs. 2,50,000 crore) corporation, the Aditya Birla Group is in the League of Fortune 500. Anchored by an extraordinary force of over 120,000 employees, belonging to 42 nationalities. Over 50 per cent of its revenues flow from its overseas operations spanning 36 countries.

The Aditya Birla Group has been ranked fourth in the world and first in Asia Pacific in the 'Top Companies for Leaders' study 2011, conducted by Aon Hewitt, Fortune Magazine and RBL (a strategic HR and leadership Advisory firm). The Group has topped the Nielsen's Corporate Image Monitor 2014-15 and emerged as the Number one corporate, the 'Best in Class', for the third consecutive year.

#### **Globally, the Aditya Birla Group is:**

- A metals powerhouse, among the world's most cost-efficient aluminium and copper producers. Hindalco-Novelis is the largest aluminium rolling company. It is one of the three biggest producers of primary aluminium in Asia, with the largest single location copper smelter
- No.1 in viscose staple fiber
- No.1 in carbon black
- The fourth-largest producer of insulators
- The fifth-largest producer of acrylic fiber
- Among the top 5 cement producers globally
- Among the best energy-efficient fertilizer plants
- The largest Indian MNC with manufacturing operations in the USA, wherein 95 per cent of the workforce comprises of Americans

#### **Aditya Birla Group – The Indian Scenario**

- A top fashion (branded apparel) and lifestyle player
- The second-largest player in viscose filament yarn
- The largest producer in the chlor-alkali sector
- Among the top three mobile telephony companies
- A leading player in life insurance and asset management
- Among the top two supermarket chains in the retail business

Please refer [www.adityabirla.com](http://www.adityabirla.com) for more details.

#### **Sun Life Financial Inc.**

Sun Life Financial is a leading international financial services organization providing a diverse range of protection and wealth products and services to individuals and corporate customers. Sun Life Financial has operations in a number of markets worldwide, including Canada, the United States, the United Kingdom, Ireland, Hong Kong, the Philippines, Japan, Indonesia, India, China, Australia, Singapore, Vietnam, Malaysia and Bermuda. As of December 31, 2016, the Sun Life Financial group of companies had total assets under management of C\$903 billion. Sun Life Financial Inc. trades on the Toronto (TSX), New York (NYSE) and Philippine (PSE) stock exchanges under the ticker symbol SLF.

For more information, please visit [www.sunlife.com](http://www.sunlife.com).

**Financial Summary of Grasim Industries Limited**

In Indian Rupees (crores) Standalone figures

Particulars	Year ended 31.03.2017	Year ended 31.03.2016	Year ended 31.03.2015
Total Income	11,252.95	8,979.60	6332.58
Profit after tax	1,560.00	953.27	529.90
Equity Capital	93	93	92
Reserves	31293	25679	22989
Net Worth	31387	25830	23140
Basic Earning per share (in Rs.)	67.8	52.8	190.8

Note: The Board of Directors of Grasim, at its meeting held on 11th August 2016, had approved the sub-division of each Equity Share of the Company having face value of Rs 10/- each fully paid-up into five Equity Shares of face value of Rs. 2/- each fully paid-up.

**Financial Summary of Sun Life Financial Inc**

In Millions of Canadian Dollars Consolidated figures

Particulars	Year ended 31.12.2016	Year ended 31.12.2015	Year ended 31.12.2014
Total Income (Revenues)	28,573	19,274	25,764
Profit after tax (Common Shareholders net income)	2,485	2,185	1,762
Equity Capital (Issued Share Capital & Contributed Surplus)	10,943	10,900	10805
Reserves (Retained Earnings)	11,053	10,518	8,067
Total Equity	22,368	21,418	18,872
Basic Earning per share	4.05	3.57	2.88

**Directors and their background:**

**Mr. Kumar Mangalam Birla**  
**Chairman & Associate Director**

*A leading industrialist and Chairman of Aditya Birla Group of Companies.*

Aditya Birla Centre

S. K. Ahire Marg, Mumbai- 400030

**Mr. Ajay Srinivasan**

**Associate Director**

*Chief Executive Officer – Aditya Birla Capital Limited, holding company of ABSLAMC*

One Indiabulls Centre, Tower-1,  
18th floor, Jupiter Mill Compound,  
841, S.B. Marg, Elphinstone Road, Mumbai 400 013.

**Mr. Pankaj Razdan**

**Associate Director**

*Deputy Chief Executive - Aditya Birla Capital Group and & CEO – Aditya Birla Sun Life Insurance Company Limited*

One Indiabulls Centre, Tower-1,  
18th floor, Jupiter Mill Compound,  
841, S.B. Marg, Elphinstone Road, Mumbai 400 013.

**Mr. Colm Joseph Freyne**

**Associate Director**

*Executive Vice President and Chief Risk Officer of Sun Life Financial Inc., Canada*

*One York Street, 31st floor, Toronto, Ontario, M5J 0B6*

**Mr. Sandeep Asthana**

**Associate Director**

*Country Head- India, Sun Life Financial Inc*

One Indiabulls Centre, Tower-1,  
14th floor, Jupiter Mill Compound,  
841, S.B. Marg, Elphinstone Road, Mumbai 400 013

**Mr. N. N. Jambusaria**

**Independent Director**

*Former Chairman of the Life Insurance Corporation of India.*

401, Bakers Field, A-22, Shastri Nagar,  
Near Lokhandwala Complex, Andheri (W), Mumbai-400 053

**Mr. N.C. Singhal**

**Independent Director**

*Ex-Vice Chairman and Managing Director of SCICI Ltd.*

D/107, Poornima, 23, Peddar Road, Mumbai-400 026

**Mr. Bobby Parikh**

**Independent Director**

*Co-founder of Bobby Parikh Associates.*

4, Seven on the Hill, Auxilium Convent Road, Pali Hill, Bandra (West), Mumbai-400050

**Mr. Claude Accum**

**Associate Director**

*President, Sun Life Financial Asia*

*Flat A, 35/F, Tower 3, Dynasty Court, 23 Old Peak Road, Hong Kong*



**Mr. Bharat Patel**

**Independent Director**

*Former Chairman of Procter & Gamble Hygiene and Health Care Ltd.  
317, Arun Chamber, 3<sup>rd</sup> Floor, Tardeo Road, Tardeo, Mumbai-400034*

**Mr. R. Vaidyanathan**

**Independent Director**

*Cho S Ramaswamy Chair professor in Public policy at Sastra University  
Ex-Professor – Indian Institute of Management – Bangalore  
226, Panduranga Nagar, Bannerghatta Road, Bangalore- 560076*

**Ms. Alka Bharucha**

**Independent Director**

*Partner & Co-founder of Bharucha & Partners, Advocates & Solicitors  
Hague Building, 9, S.S. Ram Gulam Marg, Ballard Estate, Mumbai, Maharashtra - 400 001*

**(iii) Top 10 Group companies/firms of the Portfolio Manager on turnover basis (as per latest audited financial statement)**

<b>Sr. No.</b>	<b>Name of the Company*</b>
1	Hindalco Industries Limited
2	Idea Cellular Limited
3	UltraTech Cement Limited
4	Grasim Industries Limited
5	Birla Sun Life Insurance Company Limited
6	Aditya Birla Fashion & Retail Limited
7	Aditya Birla Nuvo Limited
8	Aditya Birla Retail Limited
9	Aditya Birla Finance Limited
10	Essel Mining & Industries Limited

\*Criteria for selection are restricted only to Indian Companies of Aditya Birla Group.

**(iv) Details of the services being offered: Discretionary, Non- Discretionary and Advisory**

<b>Discretionary</b>	Within the overall client profile, the portfolio account (made over in cash, stocks, debt securities etc.) is managed at the full discretion and liberty of the portfolio manager
<b>Non-Discretionary</b>	The portfolio manager would manage, inter-alia, securities transaction execution, accounting of the same, recording of benefits, valuation and other reporting aspects as may be decided mutually with the client. Thus the investment decisions are solely taken by clients at his/her own risks and consequences and any action based on same shall be absolute and binding and cannot be called into question or open to review at any time during the currency of the agreement or any time thereafter.

<b>Advisory</b>	The client is advised on buy/sell decision within the overall profile without any back office responsibility for trade execution, custody of securities or accounting functions.
-----------------	--

ABSLAMC offers Portfolio Management Services business under the name 'Aditya Birla Sun Life AMC - Portfolio Managers'. Currently PMS services are offered under Discretionary, Non Discretionary and Advisory platforms.

**(v) Key Personnel**

**Chief Executive Officer:**

**Mr. A. Balasubramanian**, has work experience of over 26 years in the Mutual Fund Industry in various streams. He has been working with ABSLAMC since its inception and has previously worked with GIC Mutual Fund. In his capacity as the Chief Executive Officer, he has the overall charge of the Asset Management and Portfolio Management Service businesses.

**Head – Portfolio Management Services**

**Bhavdeep Bhatt:** He has an overall work experience of more than 16 years. He is also the Head-Institutional Sales for the Mutual Fund business of Aditya Birla Sun Life AMC Limited (ABSLAMC). Prior to this he was the Head - Business Development of the Mutual Fund business of ABSLAMC. Earlier, he was also associated with ICICI Prudential Asset Management Company Ltd. as Head Products and Communication and has also worked with Kotak Mahindra Asset Management Company Ltd. and Kiran Motors Ltd. He has done MBA (Finance), from Bhavnagar University, Gujarat.

**Principal Officer**

**Mr. Vikram Advani:** He has an overall work experience of more than 21 years. Prior to this assignment, he was working at ING Mutual Funds where he was heading Sales & Distribution. He has done MBA from Edith Cowan University, Australia.

**Head- Alternate Investments (Equity)**

**Mr. Vishal Gajwani:** He has an overall experience of more than 11 years in Financial Markets. Prior to this assignment he was the part of Reliance Portfolio Management Services (a part of Reliance Capital Asset Management Ltd), where he was designated as an Assistant Fund Manager and was responsible for managing portfolios. He is a Gold Medalist Chartered Accountant (ICAI, India) and holds a Masters degree in Commerce from M. S. University of Baroda. Mr. Vishal Gajwani has also completed CFA from the CFA Institute (The Global Association of Investment Professionals), USA.

**Head – Alternate Investments (Debt)**

**Mr. Prasad Dhonde:**

Has experience of over 18 years in Financial Services Sector. Prior to joining ABSLAMC, he has worked with Credit Analysis & Research Ltd., Times Investor Services Pvt. Ltd., Birla Sun Life Securities Ltd., RR Financial Consultants Ltd., Probitry Research & Services Private Ltd.

### **Assistant Portfolio Manager**

**Mr. Dhruv Jhaveri:** He has an experience of over 7 years in Financial Services sector. Prior to joining ABSLAMC, he has worked with Tata Asset Management Limited and Prabhudas Lilladher.

### **Fund Manager**

**Ms. Natasha Lulla:** She has over 10 years of experience. Prior to joining Aditya Birla Sun Life AMC - Portfolio Managers, she was associated with Goldman Sachs as Investment Analyst. She has done M.B.A. from MDI, Gurgaon.

### **Compliance Officer**

**Mr. Prannav Shah:** He has an experience of more than 10 years in Mutual Fund Industry. Prior to joining ABSLAMC, he has worked with Compliance function of Invesco Asset Management (India) Private Limited, L&T Investment Management Limited & ICICI Prudential Asset Management Company Limited.

#### **4) Penalties, pending litigation or proceedings, findings of inspection or investigations for which action may have been taken or initiated by any regulatory authority:**

Penalties imposed by the SEBI or the directions issued by the SEBI under the SEBI Act or Rules or Regulations made thereunder:

- a. No penalties have been imposed by SEBI against Aditya Birla Sun Life AMC Ltd. for any economic offence and/ or for violation of any securities laws.
- b. There are no pending material litigations/legal proceedings against the portfolio manager / key personnel engaged in the portfolio management business activities of ABSLAMC.
- c. No deficiency in the systems and operations of the portfolio manager has been observed by the SEBI or any regulatory agency.
- d. No enquiry/adjudication proceedings have ever been initiated by the SEBI against the portfolio manager or its Directors, principal officer or employee or any person directly or indirectly connected with the portfolio manager or its Directors, principal officer or employee, under the Act or Rules or Regulations made thereunder.

The details of litigation/ notices are as under:

1. An investor has filed a suit for recovery of the redemption proceeds, before the Hon'ble High Court of New Delhi in 2015. The said suit was dismissed in favour of ABSLAMC vide order dated September 16, 2016. The investor has filed appeal before the Division Bench of New Delhi High Court ("**Court**") on September 30, 2016 seeking setting aside of the said order dismissing the suit and restoration of the suit to its original. The Court at its last hearing on December 06, 2017 dismissed the appeal as withdrawn and disposed off. The investor has also filed a criminal complaint before the Metropolitan Magistrate, Patiala House Court, New Delhi.
2. There are cases pending before the Consumer Redressal Forums, Civil Courts and High Courts. The contingent liability aggregates to Rs. 11.22 lakhs approximately.

## 5) Services Offered

ABSLAMC, drawing on its vast experience of over twenty years in investment management in the mutual fund industry, currently offers Portfolio Management Services styled as '**Aditya Birla Sun Life AMC Limited - Portfolio Managers**' across both Equity and Debt asset classes to high net worth individuals and entities seeking wealth management services. The Portfolio Manager offers Portfolio Management services under Non Discretionary, Discretionary and Advisory categories to its prospective clients.

I. **Advisory services**, in terms of the SEBI (Portfolio Manager) Regulations, 1993, shall be in the nature of investment advisory and shall include the responsibility of advising on the portfolio strategy, investment and divestment of individual securities of the clients portfolio, for an agreed fee structure, entirely at the Client's risk; to all eligible category of investors who can invest in Indian market including NRIs, FIIs, etc.

II. **Under Non Discretionary Portfolio Management Services**, the choice as well as the timings of the investment decisions rest solely with the Client. The Portfolio Manager shall manage the funds in accordance with the directions of the client. The role of the Portfolio Manager is merely to provide non binding advice to the client and the final decision shall rest solely with the client on the management of his/hers/its portfolio.

The details of Non discretionary portfolio services offered by ABSLAMC are detailed below:

### A. Non-Discretionary Equity Portfolio:

#### **i. Investment Objective:**

The primary objective of the Fund is to generate long term capital appreciation from a portfolio of underlying holdings across listed and unlisted companies. The underlying holdings will be selected in accordance with research capabilities of ABSLAMC and the investor's discretion & guidelines.

#### **ii. Benchmark:**

No Benchmark

#### **iii. Minimum Account Size:**

Rs. 1 crore Or such other amount as decided by the Portfolio Manager at its sole discretion

#### **iv. Investment Strategy:**

ABSLAMC shall take investors' view & guidance in documented template to be established for each investor's' portfolio. These inputs will clarify on security level, instrument level, industry level, and asset class level preferences. The extent of investors' involvement in investment decision shall also be documented. These inputs shall only be the starting point for the investment process and shall be supplemented with ABSLAMC's research process and deal execution platform. The company / security for being part of final universe shall have to satisfy the various parameters as per ABSLAMC research.

ABSLAMC may, from time to time, review and modify the research strategy if such changes are considered to be in the best interests of the investors and if market conditions warrant it. Investments in securities and instruments not specifically mentioned earlier may also be made, provided they are permitted by SEBI/RBI and approved by the Trustee.

#### **v. Recommended Investment Horizon:**

At least 3 years

**vi. Redemption:**

Daily, on best effort basis as per liquidity available in the underlying portfolio

**vii. Risk Factors:** Equity Market Risk, Concentration Risk, Liquidity Risk shall exist for any investment in unlisted companies or in Pre IPO investments.

III. **Under Discretionary Portfolio Management Services**, ABSLAMC offers various investment theme based portfolios to allow for standardized customization in sync with investor profile and a pure custom portfolio with a higher threshold initial investment.

“# Any other charges if applicable on actual basis

\*All statutory duties and levies including GST at applicable rates shall be levied on expenses/charges as mentioned in this Appendix”.

The Portfolio Manager may at its sole discretion charge a lower management fee and/or waive off or charge a lower upfront fees.

The details of discretionary portfolio services offered by ABSLAMC are detailed below:

**A. CORE EQUITY PORTFOLIO**

**i. Investment Objective:**

Invest in quality businesses that are central to India growth story. Identify and participate in growth of these businesses over medium to long term. Practice Value Investing while making investment decisions.

**ii. Benchmark:**

Nifty 500

**iii. Minimum Account Size:**

Rs.25 lacs, OR such other amount as decided by the Portfolio Manager at its sole discretion.

**iv. Investment Strategy:**

Core Equity Portfolio has two characteristics: (1) It follows value philosophy and (2) is unconstrained by any market segments like market capitalization (large cap – mid cap), sectors, themes etc.

While value investing philosophy has produced effective returns across geographies and markets, the nomenclature ‘Value Investing’ in the Indian context is often interpreted in a very narrow sense. Such interpretation leaves this portfolio categorized under niche (often thematic) category and therefore remains under-advised and under-sold.

‘Core Equity Portfolio’ reflects three messages: (1) this philosophy is core to our way of investing, (2) it is our flagship equity portfolio; (3) given the soundness and widespread performance of Value Investing philosophy, this investment portfolio deserves to be at the core of any long term investor’s equity allocation.

The investment strategy involves the following:

- Invest in quality businesses that are core to India Growth Story and create the most value
- Portfolio of companies in industries with favorable operating dynamics – using value investing approach
- Stock selection and industry allocation independent of benchmark weights
- A diversified portfolio with ~25-30 quality companies

- A cap of 10% on individual stock at cost
- Derivatives exposures in the portfolio will be in line with SEBI guidelines and will be taken only for hedging purposes
- No Investment in Foreign Securities
- No Short Selling or Stock Lending

**v. Risk Factors:**

- The portfolio proposes to invest in equity and equity related securities. This shall be subject to Risk Factors associated with investments in Equity & Equity related securities elaborated under Section 6 of this document.
- Within the regulatory limits applicable at any point in time, the Portfolio Manager may choose to invest in unlisted securities that offer attractive yields. Securities, which are not quoted on the stock exchanges, are inherently illiquid in nature and carry a larger amount of liquidity risk, in comparison to securities that are listed on the exchanges or offer other exit options to the investor, including a put option. This may however increase the risk of the portfolio. The liquidity and valuation of the portfolio's investments due to their holdings of unlisted securities may be affected if they have to be sold prior to their target date of disinvestments. Investment made in unlisted equity or equity-related securities may only be realizable upon listing of these securities. Settlement problems could cause the portfolio to miss certain investment opportunities.
- Though the constituent stocks of most indices are typically liquid, liquidity differs across stocks. Due to the heterogeneity in liquidity in the capital market segment, trades on this segment may not get implemented instantly.
- The portfolio may have higher concentration towards a particular stock or sector, at a given point in time. Any change in government policy or any other adverse development with respect to such a stock or the sector, may adversely affect the value of the portfolio.
- The portfolio also proposes to invest in derivative instruments. This shall be subject to Risk Factors associated with investments in derivatives elaborated under Section 6 of this document. However, the portfolio manager does not intend to write options.
- The Portfolio Manager may, from time to time, invest any un-deployed funds in liquid schemes of Mutual Funds. This shall be subject to risk factors associated with investments in Liquid Funds elaborated under Section 6 of this document.

**vi. Any other terms:**

The recommended investment horizon shall be at least 3 years

"# Any other charges if applicable on actual basis

\*All statutory duties and levies including GST at applicable rates shall be levied on expenses/charges as mentioned in this Appendix".

The Portfolio Manager may at its sole discretion charge a lower management fee and/or waive off or charge a lower upfront fees.

**B. ASSET LINKED PORTFOLIO#**

**i. Investment Objective:**

The Portfolio seeks to offer growth of capital by investing in debt securities. Returns / coupon on these securities will be linked to Index / Stocks / Securities / Schemes of various asset classes. These securities may be based in India / overseas. The portfolio is ideally suited for investor seeking moderate to high returns with lower volatility and moderate risk.

**ii. Benchmark:**

Nifty 50

**iii. Minimum Account Size:**

Rs. 25 lacs per individual account (or such other amount as decided by the Portfolio Manager at its sole discretion in each individual case).

**iv. Investment Strategy:**

The Portfolio Manager seeks to invest in debt securities which may be based in India / overseas. The Portfolio manager may at his discretion invest upto 100% of the assets in these securities. These instruments will be rated above investment grade by an accredited rating agency.

**v. Risk Factors:**

Returns on debt securities may be fixed / floating. Such securities may yield returns that will be linked to stocks / indices / schemes / securities of various asset classes. The Portfolio shall be subject to risk factors associated with investments in Fixed Income securities elaborated under Section 6 of this document.

**vi. Any other terms:**

The recommended investment horizon shall be minimum one year or till maturity of the security.

“# Any other charges if applicable on actual basis

\*All statutory duties and levies including GST at applicable rates shall be levied on expenses/charges as mentioned in this Appendix”.

The Portfolio Manager may at its sole discretion charge a lower management fee and/or waive off or charge a lower upfront fees.

**C. CUSTOMISED DEBT PORTFOLIO**

Through a customised debt portfolio, investors can avail twin benefits of leveraging the portfolio manager’s in-house capability and retaining the flexibility of their direct treasury portfolio. We believe that this potent combo enhances investors’ chance of generating a sustainable alpha.

The product allows each investor to define the terms of portfolio management based on the risk profile and return expectations. Potentially, each investor under this product could have unique terms of portfolio management.

**i. Investment Objective:**

Investor under this product could have one or more of the following investment objectives viz. maximization of return, regular income, risk-adjusted returns and absolute returns etc.

**ii. Benchmark:**

The Portfolio Manager and the investor can select any index from say Crisil or I- Sec range of benchmarks. Alternatively, they may decide on CD / CP rate or any such mutually acceptable benchmark. The benchmark would complement various parameters like investment strategy, portfolio restrictions, tenure of the portfolio etc.

**iii. Minimum Account Size:**

Rs. 25 cr. or such other amount as may be agreed mutually, subject however in excess of the amount to comply with applicable SEBI Regulations.

**iv. Investment Strategy:**

This section will specify the approach of the portfolio manager to achieve the stated investment objective. It would include level of dynamism in portfolio management (buy and hold v/s active management), credit selection, mix of bonds & G. Sec, mix of short & long term securities, allowable mismatch between investor's investment horizon and maturity of the instruments etc. The portfolio manager may use one or many strategies in an endeavor to achieve the stated objective(s).

**v. Risk factors:**

The Portfolio shall be subject to risk factors associated with investments in Fixed Income securities elaborated under Section 6 of this document.

**vi. Any other terms:**

Investment Universe: At times, investor might want to provide conditional approval for certain securities or might want to be consulted before outside-of-universe opportunities come up. A negative list of types of securities and sensitive sectors will also be identified and listed down. Under Investment Universe, all such conditions would be defined.

Investment Criteria: This would stipulate the restrictions in terms of single security duration, overall portfolio duration, credit quality as defined in terms of instrument rating, maximum concentration level (in terms of weight to AUM and number of securities) in the portfolio or any other criteria.

Tenure of the Portfolio: Tenure could be anywhere between 3 months to 3 years, depending on investors' investment horizon.

Lock in or Redemption Terms: Lock in period, redemption frequency and associated exit load etc. would be stipulated. Whether part payment will be allowed or not will also be clarified.

"# Any other charges if applicable on actual basis

\*All statutory duties and levies including GST at applicable rates shall be levied on expenses/charges as mentioned in this Appendix".

The Portfolio Manager may at its sole discretion charge a lower management fee and/or waive off or charge a lower upfront fees.

**E. SELECT SECTOR PORTFOLIO**

**i. Investment objective:**

The investment objective of the portfolio is to generate long-term capital appreciation and reasonable income in the form of dividends by investing in equity and equity related securities. Invest in High Quality businesses in Sectors with consistent Growth and ROE by identifying and participating in growth of these businesses over medium to long term as also practice Value Investing while making investment decisions.

**ii. Benchmark:**

NIFTY 500

**iii. Minimum Account size**

Rs. 25 lacs, or such other amount as decided by the Portfolio Manager at its sole discretion.

**iv. Investment Strategy:**

- Focus on sectors with strong operating dynamics and growth visibility – target 80% of the portfolio to be invested in 4-6 sectors



- Seek to co-own High Quality businesses with consistent Growth and ROE profile across the identified sectors
- Stock selection and industry allocation independent of benchmark weights
- use a value investing approach to focus on higher longer term returns
- Build a focused portfolio of ~15-25 high quality companies
- A cap of 10% on individual stock at cost
- Derivatives exposures in the portfolio will be in line with SEBI guidelines and will be taken only for hedging purposes

**v. Risk Factors:**

Risk arising from the investment objective, investment strategy, asset allocation and quant model risk: Market risk, political and geopolitical risk and risk arising from changing business dynamics, which may affect portfolio returns. At times, portfolios of individual clients may be concentrated in certain companies/industries. The performance of the portfolios would depend on the performance of such companies / industries / sectors of the economy. The Product shall be subject to risk Factors associated with investments in Equity & Equity related securities, Derivatives and Liquid Funds.

**vi. Recommended Investment Horizon**

At least 3 years

“# Any other charges if applicable on actual basis

\*All statutory duties and levies including GST at applicable rates shall be levied on expenses/charges as mentioned in this Appendix”.

The Portfolio Manager may at its sole discretion charge a lower management fee and/or waive off or charge a lower upfront fees.

**E. AUTO ASSET ALLOCATION PORTFOLIO#**

**i. Investment objective:**

The investment objective of the portfolio is to offer absolute return over 18 to 24 month period by way of allocating assets across multiple asset classes like Equity (domestic and overseas equity), Gold ETF (or such other commodities as may be permitted by the regulator from time to time), Fixed Income (long term or short term) etc. There is no assurance that the investment objective will be realised.

**ii. Benchmark:**

Composite Index comprising 1/3<sup>rd</sup> Equity (Nifty Index), 1/3<sup>rd</sup> Gold (INR) and 1/3<sup>rd</sup> CRISIL Liquid Fund Index.

**iii. Minimum Account size**

Rs.25 lacs, in multiple of Rs.1 lacs OR such other amount as decided by the Portfolio Manager at its sole discretion.

**iv. Investment Strategy:**

Portfolio Components: The product will prefer to invest in each asset class by way of Exchange Traded Funds (ETFs), however if the appropriate ETFs (in the opinion of Aditya Birla Sun Life AMC Ltd. - Portfolio Managers) are not available, the product might go for mutual funds. In case of ETFs and Mutual Funds, the product will prefer to invest in Aditya Birla Sun Life ETFs / Mutual Funds, while taking due care of the suitability of the investment objective and regulatory framework of the underlying Fund to the Portfolio.

Quantitative Approach: The portfolio will pursue the Tactical Asset Allocation in order to generate absolute return over a period of 18 to 24 months. We believe that the asset allocation investment decision requires continuous study of various economic and financial parameters and their inter linkages from time to time. Moreover, asset allocation by nature is a macro decision and is more suited to a disciplined data driven approach rather than outlook based approach. The Portfolio Manager therefore favors quantitative way of Tactical Asset Allocation. Key benefits of this approach are as follows:

- Fundamentally-grounded, systematic investment process that eliminates fund manager bias
- Disciplined approach with risk management integral to the investment process
- Strategies applied across all major developed and emerging markets and across all asset classes

**v. Risk Factors:**

- Exit loads in case of investments in MF schemes – Investors will be subjected to the exit loads of the underlying schemes in addition to the exit load of the portfolio. The exit load in the underlying schemes may be applied on account of: (i) Portfolio rebalancing (ii) redemption by investor from the Portfolio before the period of exit load of the underlying scheme is complete.
- All the risks related to the underlying ETFs and mutual fund schemes are by default the risk associated with the Portfolio.
- The portfolio will see immediate action on suggested changes in the weights of the portfolio investments at the time of rebalancing. However, the actual execution will be subject to the settlement cycle of each asset class and it may observe some delays.
- Portfolio will prefer to invest in Aditya Birla Sun Life ETFs / Mutual Funds, wherever available. They may sometimes be underperforming the products available in the market in the same category.
- As the portfolio seeks to allocate assets dynamically, based on certain market factors, there could be times when the allocation calls may go wrong. In other words, portfolio may go overweight on an asset class, which subsequently may underperform or vice versa. However, the severity of impact will be lower due to its built-in feature of asset allocation.
- As the strategy of the portfolio is to always remain diversified across all asset class, it may tend to underperform the best performing asset class at any given point of time.
- Risk of Quantitative Investing shall also apply to this Product which are elaborated in section 6 of this document.
- The asset allocation limits and the quant strategy may undergo changes from time to time.
- Halting of trading, settlement cycles, unforeseen events etc may affect the normal rebalancing/redemption in the portfolio.
- The scheme will invest in a combination of Growth and Income Mutual Fund schemes. Hence the performance of the scheme would depend upon the performance of underlying schemes.
- Investments in Debt Schemes will have all the risks associated with the debt markets including Interest Rate Risk, Duration Risk, Credit Risk and Reinvestment Risk.
- To the extent the underlying Debt Schemes/Equity Schemes make investment in overseas financial assets, there may be risk associated with currency movements, restriction on repatriation and transaction procedures in overseas markets.
- To the extent the underlying Debt Schemes/Equity Schemes engage in security lending, the Fund will be subject to risks related to fluctuations in collateral value/ settlement/liquidity/counter party.
- To the extent the underlying Debt Schemes/Equity Schemes are permitted to invest in derivative instruments the Fund is exposed to the high risk, high return derivative instruments.
- The product shall be subject to risk Factors associated with investments in Gold / Gold ETFs as specified below:

*i. Liquidity Risk:* Trading in units of the scheme on the Exchange may be halted because of market conditions or for reasons that in view of the Exchange authorities or SEBI, trading in units of the scheme is not advisable. In addition, trading in units is subject to trading halts caused by extraordinary market volatility and pursuant to Stock Exchange(s) and SEBI "circuit filter" rules as applicable from time to time. There can be no assurance that the requirements of the exchange/s necessary to maintain the listing of units of the scheme will continue to be met or will remain unchanged. The Mutual Fund scheme has to sell gold only to bullion bankers/ traders who are authorized to buy gold. Though, there are adequate number of players (commercial or bullion bankers) to whom the Fund can sell gold. However, the Fund may have to resort to distress sale of gold if there is no or low demand for gold to meet its cash needs of redemption or expenses.

*ii. Regulatory Risk:* Any changes in trading regulations by the stock exchange (s) or SEBI may affect the ability of Authorised Participant/ Market maker to arbitrage resulting into wider premium/ discount to NAV. Any changes in any other regulation relating to import and export of gold or gold jewellery (including customs duty, sales tax and any such other statutory levies) may affect the ability of the scheme to buy/sell gold against the purchase and redemption requests received.

*iii. Passive Management of Investments in case of BSL Gold ETF:* BSL Gold ETF shall follow a passive investment strategy. BSL Gold ETF's performance may be affected by the general price decline in the gold prices. BSL Gold ETF shall invest in Gold regardless of their investment merit. BSL Gold ETF does not aim to take any defensive position in case of falling markets.

*iv. Active Market:* Although BSL Gold ETF is listed on exchanges, there can be no assurance that an active secondary market will be developed or maintained. The AMC and the Trustees will not be liable for delay in trading of Units on Stock Exchange due to the occurrence of any event beyond their control. For an investor in less than creation unit size, exchange quotes may not be always available.

*v. Tracking Error:* Tracking error may have an impact on the performance of the scheme. However, the AMC will endeavour to keep the tracking error as low as possible. Tracking error may be accounted by the various reasons which includes but not limited to expenses, cash balance to meet redemptions, dividend payout, delay in purchase/sell of gold, Illiquidity, delay in realization of sale proceeds, buy/sell transactions at different point in time which may not correspond to the closing price, transaction cost (including taxes, insurance etc), creation of lot size etc.

*vi. Redemption Risk:* Investors may note that even though this is an open ended scheme, BSL Gold ETF would repurchase units in creation unit size only. Thus, if the unit holding is less than the creation unit size then it can be sold only through the secondary market on the exchange where the units are listed, subject to rules and regulations of the Stock Exchange. The AMC will appoint Authorised Participant(s) to provide liquidity in secondary market on an ongoing basis. The Authorised Participant(s) would offer daily two-way quote in the market. Further the price received upon redemption of units may be less than the value of the gold represented by them.

*vii.* The market price of the ETF unit like any other listed security is largely dependent on two factors viz. the intrinsic value of the unit (or NAV) and demand and supply of the units in the market. Sizeable demand or supply of the units in exchange may lead to market price of the units to quote at premium or discount to NAV. And hence the units of the scheme may trade above or below the NAV. However given that the investors can transact with AMC directly beyond the creation unit size of the scheme

there should not be a significant variation (large premium or discount) and it may not sustain due to the arbitrage opportunity available.

viii. The gold price reflects the prices of gold at a point in time, which is the price at close of business day. The scheme, however, may trade these securities at different points in time during the trading session and therefore the prices at which the scheme trades may not be identical to the closing price of gold.

viii. *Market Risk:* The value of the Units relates directly to the value of the gold held by the Scheme and fluctuations in the price of gold could adversely affect investment value of the Units. The factors that may affect the price of gold, inter alia, include demand & supply, economic and political developments, changes in interest rates and perceived trends in bullion prices, exchange rates, inflation trends, market movements, movement/trade of gold that may be imposed by RBI, trade and restrictions on import/export of gold or gold jewellery etc. Hence the investor may also lose money due to fluctuation in the prices of the Gold.

ix. *Performance/Asset Class Risk:* The performance of the gold will have a direct bearing on the performance of the scheme. The returns from physical gold may underperform returns from any other asset class.

x. *Currency Risk:* The formula for deriving the NAV of the units of the scheme is based on the imported (landed) value of the gold, which is computed by multiplying international market price by US Dollar value. Hence the value of NAV or Gold will depend upon the conversion value and attracts all the risk associated with such conversion.

xi. *Physical Gold:* There is a risk that part or all of the Scheme's gold could be lost, damaged or stolen. Access to the Scheme's gold could also be restricted by natural events or human actions. Any of these actions may have adverse impact on the operations of the scheme and consequently on investment in units.

xii. *Counter party Risk:* There is no Exchange for physical gold in India. The Mutual Fund may have to buy or sell gold from the open market, which may lead to counter party risks for the Mutual Fund for trading and settlement.

xiii. *Operational Risks:* Gold Exchange Traded Funds are relatively new products and their value could decrease if unanticipated operational or trading problems arise. Gold Exchange Traded Fund, an open ended Exchange Traded Fund, is therefore subject to operational risks. In addition, investors should be aware that there is no assurance that gold will maintain its long-term value in terms of purchasing power. In the event that the price of gold declines, the value of investment in Units is expected to decline proportionately the scheme may not be able to acquire or sell the desired number of units of gold due to conditions prevailing in the market, such as, but not restricted to circuit filters on the gold ETF (if any), liquidity and volatility in gold prices.

xiv. Settlement of trades, repurchase of Units by the Mutual Fund will depend upon the confirmations to be received from depository (ies) on which the Mutual Fund has no control. Further, Investors may note that buying and selling units on stock exchange requires the investor to engage the services of a broker and are subject to payment of margins as required by the stock exchange/ broker, payment of brokerage, securities transactions tax and such other costs.

**vi. Any other terms:**

**Indicative Asset Allocation:**

The portfolio will conduct an asset allocation in such a way that the portfolio volatility (of daily returns over the last 1 year) remains between 8% and 12%, with the target volatility of 10%.

**Portfolio Rebalancing:**

The product proposes to rebalance the portfolio once in a month and in extra ordinary event, the rebalancing may happen more frequently. On the day of rebalancing, changes in the weights of the portfolio investments will be subject to minimum subscription / redemption / transaction amount of the target investments. The deployment would be subject to external market conditions and terms of the underlying instruments like market liquidity of ETF, settlement cycle etc.

**Portfolio Turnover:**

As per the quantitative model proposed to be used, it is historically observed that the average annual portfolio turnover has been around 100% with maximum turnover of around 130% and minimum of 40%. This turnover is at the portfolio level and does not account for turnover happening in the underlying asset classes. The actual turnover however could be higher or lower.

**Pending deployment:**

Pending investment, funds from new clients could be invested in money market or short term debt funds. There will not be any cap on such investments. The inception date of the investor's portfolio would be considered as the date when the full amount is effectively available for deployment.

**Investment Advisor:**

Forefront Capital, a SEBI registered Portfolio Manager, is appointed as the Advisor. Aditya Birla Sun Life AMC Ltd. - Portfolio Managers may replace / supplement it with any other entity as the Advisor or may run the quantitative model completely on its own in future.

**Investment Horizon:**

The recommended investment horizon shall be 2 years or more

**Lock in or Redemption Terms:**

Clients will be charged redemption charge @ 1% of amount withdrawn for all withdrawals before completion of 1 year from the date of investment on first in first out basis. This is over and above the exit loads charged, if any, by the underlying schemes for redemptions made during the exit load period.

“# Any other charges if applicable on actual basis

\*All statutory duties and levies including GST at applicable rates shall be levied on expenses/charges as mentioned in this Appendix”.

The Portfolio Manager may at its sole discretion charge a lower management fee and/or waive off or charge a lower upfront fees.

**F. Equity Linked Debenture Series (ELD) #**

Under this product the Portfolio will launch a series of ELD portfolios that will invest in ELDs of various issuers.

**i. Investment Objective:**

Participate in the growth of equity market with protection of capital, subject to issuer's credit risk. A series might or might not have minimum coupon but will always have equity linked participation.

**ii. Benchmark:**

The Product shall have a Reference Index, i.e., an index whose performance will be referred to while determining the final coupon.

**iii. Minimum account size:**

To be specified (Rs. 25 Lakhs and above)

**iv. Investment Strategy:**

The underlying for each series will be having appropriate underlying which would be nifty, modified nifty, stock based or any other customized underlying in case the a suitable underlying is not available, based on a defined methodology for such customized underlying.

**v. Risk Factors:**

- ELDs are structured products and investors are advised to participate only if investor's investment horizon is aligning with the product's tenure. In case of any unforeseen circumstances, if the liquidity is required, investors need to note that there is no active secondary market for it. The liquidity will be available only at the terms of the issuers. The ELD may not be bought back by the issuer at the valuation price suggested by the rating agency.
- If the issuer decides not to issue / allot the ELDs due to such reasons as it deems fit, no Issue / allotment of ELDs will be made.
- If the Issuer chooses to revise the issue opening date/issue closing date/ date of allotment of the ELDs, the Portfolio Manager retains the right to subscribe/refuse to the ELDs as per the new dates.
- The Portfolio Manager, at its sole discretion and under such circumstances as the Portfolio Manager may deem fit to protect the interest of investors, reserves the right to sell the ELD at any time prior to the maturity of such ELD. In such a case, the pay-off may be, lower than the pay-off crystallized, as per the terms of the ELD. Similarly, the Portfolio Manager reserves the right of premature repayment of the portfolio value to protect the interest of investors. The Portfolio Manager, under such circumstances will not be liable for any diminution in value of principal in case the amount paid to the clients is lesser than the principal originally invested by the Client.
- The Investments in ELDs are subject to credit risk of the issuer of the ELDs either due to default or their inability to make timely payments of principal and interest. The portfolio valuation may also be affected accordingly and in case the issuer of the ELD defaults, the investor may fail to receive principal amount. In case there is a credit default by the Issuer, there is a risk of receiving lower than expected or negligible returns or returns lower than the initial investment amount in respect of such ELDs over the life and/or part thereof or upon maturity of the ELDs.
- At any time during the life of such ELDs, the value of the ELDs may be substantially less than its investment value. Further, the price of the ELDs may be affected in case the credit rating of the Issuer Company migrates.
- There is a possibility of the Reference Index getting dissolved or withdrawn by the Index Provider and in such a case the Debenture-Trustees upon request by the issuer of the ELDs may modify the terms of issue of ELDs, so as to track a different and suitable index and appropriate intimation will be sent to the ELD holders.
- The securities are created on the basis of mathematical models involving multiple derivative exposures which may or may not be hedged and the actual behavior of the securities selected for hedging may significantly differ from the returns predicted by the mathematical models.
- The Risk Factors mentioned below are not the only risks ones that might be faced. The business operations of the Issuer could also be affected by additional factors that are not presently known

- to the Issuer or the Portfolio Manager or that are currently considered to be immaterial to the Issuer's business and operations.
- **Credit and counterparty risk:** Investment in instruments like equity linked debentures (ELD) involves a fair measure of uncertainty of payoffs, as changes in the value of underlying Index can cause asymmetric changes in the ELD value. The term "capital", if used, in relation to "Principal Protection" refers to the face value of the ELD. Any Principal Protection is subject to the terms of the Issuer Documents, investments being held till maturity and the Issuer's credit risk. The Portfolio Manager does not provide the Principal Protection. The Portfolio Manager may not get an independent market derived valuation price for the ELDs and would rely on an estimate of the fair market value provided by the Issuer/Issuer's Associate from time to time. The market value of the Portfolio may change as the result of changes in the actual or perceived credit standing of the Issuer. The credit rating of the ELDs does not cover the market risk associated with such instruments. The credit ratings of the Issuer may undergo a change due to any significant negative development affecting the Issuer/Issuer's Group Companies and Associates or the industry. This could severely impact the Issuer's ability to access debt capital markets for its funding requirements. In case there is a credit default by the Issuer, there is a risk of receiving lower than expected or negligible returns or returns lower than the initial investment amount in respect of such ELD over the life and/or part thereof or upon maturity of the ELDs. Even where the ELDs are principal protected there is a risk that any failure by a counter party to perform obligations when due may result in the loss of all or part of the investment. The Portfolio may remain invested in a single security issued by a single Issuer, resulting in higher concentration risk. The Portfolio Manager does not guarantee the returns and / or maturity proceeds thereon. Investors are requested to read all the terms and conditions and the Issuer Documents and risk factors before investing.
  - **Liquidity Risk:** The ELDs are proposed to be listed. Presently, secondary market for such securitized papers is not very liquid. Listing of the ELD does not necessarily guarantee their liquidity and there can be no assurance that an active secondary market for the ELDs will develop or be maintained. Consequently, the ELDs may be illiquid and quote below its face value/valuation price.
  - **Market Risk:** The value of the Portfolio, prior to the Redemption and Maturity Date, may be affected by a number of factors, including but not limited to the level of the performance of the stocks, option volatility of the stock(s) in the basket, interest rates and time remaining to maturity. The return of the Portfolio is linked to performance of the underlying Equity Index or on single stocks or basket of stocks or Mutual Funds, Futures & Options. The fluctuations in the equity market can be significant. The returns on the ELDs may be lower than prevalent market interest rates or even be nil depending entirely on the movement in the underlying index and futures values as also that over the life of the ELDs (including the amount if any, payable on maturity, redemption, sale or disposition of the ELD.) The ELD holder may receive no income/return at all on the ELDs or less income/return than the ELD holder may have expected, or obtained by investing elsewhere or in similar investments.
  - **Operational and System Risk:** The issuers that the portfolio manager may invest in typically would have established operational and system controls to safeguard the risk of improper authorizations, inappropriate documentation, failure in maintenance of proper security policies, frauds and employee errors etc. Failure of any of the operational and system (information security) controls may hamper the ability of the Issuer to run its business operations, which in turn may have an adverse effect on the portfolio.
  - **Business & Management Continuity Risk:** Any event, which causes business establishments of the issuers to cease, functioning in their respective states, could potentially lead to a disruption in the business of the issuers for as long as such a disruption lasts. Additionally, the affairs and

operations of the issuers maybe run and managed by Management personnel as a collective group for its efficient functioning and any event such as a large scale resignation of their Management personnel could hamper the ability of the issuers to conduct their business normally, which may in turn affect the performance of the portfolio.

- The issuer of the ELDs, subject to the conditions mentioned in its draft Offer Document, applicable tax laws and the credit risk, would pay the indicated return and capital at the end of the period. The Portfolio Manager does not guarantee the returns and / or maturity proceeds thereon.
- Regulatory and Legal Risk: The issuers and the Portfolio Manager are subject to regulatory supervision. Changes in Government policies may impact the economic environment, which may in turn affect the Issuers/Portfolio Manager. Further, any changes in Government policies can impact business by impacting margins (interest rates) or by impacting distribution growth or through changes in accounting/ /other norms.
- Typically issuers may have bank loans with financial covenants and some of the loans drawn down by issuers may require the issuer to meet financial covenants specified by the lender. Failure of issuers to meet these covenants, could result in these loans being called back by the lenders impacting Issuer's ability to conduct its business, including servicing such debt that is approaching maturity. This could adversely affect the portfolio performance.
- Issuers may face risks if issuer's assets & liabilities are mis-matched with respect to interest rate structure. A mis-match in interest rate profile could lead to a large decline in an issuer's profitability if there is an adverse movement in the interest rates, which could eventually affect the portfolio performance
- The issuers and the Portfolio Manager may be exposed to risk arising out of volatility/slowdown in the global and Indian capital market: The issuers may be exposed to risks due to volatility being experienced in the international market which could have an adverse impact on the Indian market and in turn may adversely affect the value of the Issuer's assets and profits, which in turn may affect the portfolio performance.
- ELDS may generate returns, which are not in line with the performance of the Reference Index, depending on their calculation formulas and underlying investments.
- Clients should be aware that the investment strategy of the Portfolio may lead to a dilution of performance when compared to a direct investment into the equity market of the Index linked to the ELDS. The Participation Rate and the averaging mechanism of the ELDS, if any, will also affect the performance of the Portfolio.

**vi. Any other terms:**

Name of the issuer and its credit rating: Name and rating of the ELD-issuing NBFC will be mentioned in the client reports.

Offer Period: Issue Opening and Closing Dates

Listing: The ELDs will be mandatorily listed.

Payoff structure: The final agreement that the investor signs will have the relevant payoff terms and scenario analysis.

Principal protection: Principal Protection signifies that regardless of reference index movements, the product will endeavor to pay back 100% of the principal amount at maturity. The term 'principal' in relation to 'Principal Protection' refers to the face value of the debenture. The principal protection is



subject to credit risk of the issuer and is effective only if the ELD is held to maturity. In case the issuer of the ELD defaults, the Investor may fail to receive the principal amount also.

Valuation: As per the SEBI circular dated 28th September, 2011 valuation for ELDs shall be made available on the websites of the issuer and of the valuer appointed for the purpose.

Participation Rate: This shall mean the ratio of product return as a % to the benchmark / underlying return.

Investment Horizon:

Tenure could be anywhere between 12 months to 36 months.

“# Any other charges if applicable on actual basis

\*All statutory duties and levies including GST at applicable rates shall be levied on expenses/charges as mentioned in this Appendix”.

The Portfolio Manager may at its sole discretion charge a lower management fee and/or waive off or charge a lower upfront fees.

#### **G. India Large Cap Quant Equity Portfolio (Erstwhile known as ING India Large Cap Quant Equity Portfolio)**

##### **i. Investment objective:**

To construct optimal focused portfolio of large cap securities to significantly outperform Nifty with the risk lesser than the benchmark (Nifty 50). Under normal circumstances, the portfolio will contain 10 to 18 stocks with the investment universe defined as stocks in Nifty 50.

##### **ii. Benchmark:**

Nifty 50

##### **iii. Minimum Account Size:**

Rs. 25 lacs and above

##### **iv. Investment strategy:**

The portfolio will invest 80-100% in equities and restricts the universe to stocks that comprise the Nifty 50. The investment strategy is an active quantitative driven portfolio construction strategy. The process evaluates risk and returns for each of the stocks in the universe. Return for each stock is calculated using Momentum factors which include stock price momentum and market beta. Risk for each stock is evaluated by forecasting volatility for each stock. The model uses GARCH to forecast the volatility 40 days in advance which helps in better risk adjusted portfolio. Once the return and risk for each of the stocks is evaluated, the optimiser then enables to provide the best risk adjusted portfolio from the various combinations possible. This portfolio is held for a fixed period before rebalancing. The portfolio may also invest in derivative instruments to hedge the portfolio during volatile market conditions. The minimum exposure towards any security would be 2% and the maximum shall be 12%. The portfolio will have a sector cap of 20% above the benchmark weightage. For this purpose sector will be as per the AMFI classification. These percentages would be adhered to at the point of investment in a stock.

The portfolio would be rebalanced normally every forty trading days. However, in between the rebalance periods, the risk of the portfolio is monitored and categorized based on quantitative and qualitative factors that may warrant any in between rebalancing activity. The quantitative factor measures the forecasted volatility of the market and the portfolio every fortnight and if the portfolio or market risk increases significantly, i.e. 1.5 standard deviation more than its long term volatility then the entire rebalancing activity with fresh set of data points is carried out.

Qualitative factors are news and information based and are monitored on a daily basis. If fresh news and information comes in the market regarding any particular stock within the portfolio that exhibits potential business risk due to regulatory sanctions, corporate governance issues, corporate actions or fraud accusations, those stocks would be replaced by the market beta i.e. NIFTY ETF till the next rebalancing activity date.

On account of in between rebalance activity due to the overall increase in the portfolio or market risk as defined above the normal window of forty days rebalancing would change and would restart from the day of latest rebalancing activity. However the cases wherein the stocks have been excluded and replaced by Nifty ETF the portfolio would continue to follow the old rebalancing window. Hence, depending upon the nature of the risk, the in between portfolio monitoring and reviewing may either require a full rebalancing activity i.e. executing the entire rebalancing process again or replacing the affected stock by Nifty ETF till the next rebalance activity date.

**v. Risk Factors:**

Portfolio specific risk factors common to **India Large Cap Quant Equity Portfolio, India BSE - 200 Quant Equity Portfolio and ADAPT Portfolio** have been provided on page 28 of this document.

“# Any other charges if applicable on actual basis

\*All statutory duties and levies including GST at applicable rates shall be levied on expenses/charges as mentioned in this Appendix”.

The Portfolio Manager may at its sole discretion charge a lower management fee and/or waive off or charge a lower upfront fees.

**H. India BSE - 200 Quant Equity Portfolio (Erstwhile known as ING India BSE - 200 Quant Equity Portfolio)**

**i. Investment objective:**

To construct an optimally focused portfolio of large & mid cap securities to significantly outperform BSE-200 Index with the risk lesser than the benchmark (BSE-200 Index). There can be no assurance that the Fund will achieve its investment objective.

**ii. Benchmark:**

BSE-200 Index

**iii. Minimum Account Size:**

Rs 25 lacs or more

**iv. Investment strategy:**

The portfolio will invest 80-100% in equities and restricts the universe to stocks that comprise the BSE-200 Index. The investment strategy is an active quant based strategy. The process evaluates risk and returns

for each of the stocks in the universe (BSE-200 Index). Return and risk of each stock are dependent on myriad variables like price, volatility, accounting variables, derivatives position etc. Our endeavor is to mesh all these sources of data into coherent strategy which produces superior returns with lowest possible risk. This portfolio is normally held for a a quarter before a rebalance but this period may vary based on market conditions. The portfolio may also invest in derivative instruments to hedge the portfolio during volatile market conditions.

**Asset Allocation:**

Equity shares of Large Cap companies – 50 – 100% \*

Equity shares of Mid Cap companies – 0-50%\*

Cash/liquid funds/money market instruments – 0-20%

\* the allocation limits for large cap and mid cap stocks apply to the equity portion of the portfolio

There could be high levels of cash in the portfolio for short periods of time, especially during rebalancing periods. However, the asset allocation shall be complied with at the time of initial investment and at the time of rebalancing. If, in between rebalance periods the portfolio risk changes significantly, then the Portfolio Manager may rebalance the portfolio. The minimum exposure towards any security would be 2% and the maximum shall be 12%. The portfolio will have a sector cap of 20% above the benchmark weightage. For this purpose sector will be as per the AMFI classification. These percentages would be adhered to at the point of investment in a stock.

The portfolio would be rebalanced on a quarterly basis. However, in between the rebalance periods, the risk of the portfolio is monitored and categorized based on quantitative and qualitative factors that may warrant any in between rebalancing activity. Quantitative factors could refer to price movement, heightened volatility, earnings numbers or derivatives position change.

Qualitative factors are news and information based and are monitored on a daily basis. If fresh news and information comes in the market regarding any particular stock within the portfolio that exhibits potential business risk due to regulatory sanctions, corporate governance issues, corporate actions or fraud accusations, those stocks could be replaced by any other stock or by market beta i.e. NIFTY ETF till the next rebalancing activity date.

As and when BSE announces the change in index constituents and/or change in the methodology of calculation of BSE-200 Index, the Portfolio Manager may change the investible universe accordingly. Such changes may be carried out from or after announcement date.

**v. Risk Factors:**

Portfolio specific risk factors common to **India Large Cap Quant Equity Portfolio, India BSE - 200 Quant Equity Portfolio and ADAPT Portfolio** have been provided on page 28 of this document.

“# Any other charges if applicable on actual basis

\*All statutory duties and levies including GST at applicable rates shall be levied on expenses/charges as mentioned in this Appendix”.

The Portfolio Manager may at its sole discretion charge a lower management fee and/or waive off or charge a lower upfront fees.

## **I. ADAPT Portfolio (erstwhile ING ADAPT Portfolio)**

Note: ADAPT stands for Active and Dynamic Asset Allocation Portfolio

### **i. Investment objective:**

The objective of the strategy is to generate long term capital appreciation by investing in multiple asset classes, according to the risk-return profile of investors. Each of the 5 plans has a quantitative driven asset allocation which is used to construct portfolio to suit to a specific profile.

### **ii. Benchmark:**

<b>Risk Profile</b>	<b>Benchmark</b>
Very Conservative	CRISIL Liquid Fund Index
Conservative	CRISIL Liquid Fund Index +25 bps
Moderate	CRISIL Liquid Fund Index +50 bps
Aggressive	CRISIL Liquid Fund Index +75 bps
Very Aggressive	CRISIL Liquid Fund Index +100 bps

### **iii. Minimum Account Size:**

Rs 25 lacs or more

### **iv. Investment strategy & Asset Allocation:**

The strategy proposes to invest in multiple asset classes which would comprise of:

Sr. No	Asset Class	Investment done by way of:
1	Equity	by taking direct exposure to equities or through Mutual Fund Schemes (including Exchange Traded Funds)
2	Debt	through Mutual Fund Schemes (including Exchange Traded Funds)
3	Commodity	through Gold Exchange Traded Funds (Gold ETF)
4	Cash	through Mutual Fund Schemes (including Exchange Traded Funds)
5	Global products	Global feeder funds domiciled in India

The ADAPT strategy will have five variants (portfolios) based on different client risk profiles. The asset allocation will vary for the five portfolios and the investment solution adds value and manages risk through active management across each stage of the investment process. The portfolio construction process is driven by a quant model along with the flexibility to incorporate views of the Portfolio Manager.

“# Any other charges if applicable on actual basis

\*All statutory duties and levies including GST at applicable rates shall be levied on expenses/charges as mentioned in this Appendix”.

The Portfolio Manager may at its sole discretion charge a lower management fee and/or waive off or charge a lower upfront fees.

The five different portfolios available under the strategy have been defined as given below.

Risk Profile	Description
Very	This is suited for investors with very low risk appetite. The portfolio is

Conservative	oriented towards capital protection with minimal risk to principal invested. The portfolio will invest in assets classes with low prevalent risk and allocation of assets would be determined in such a way that in bad market conditions, the risk on principal is minimized.
Conservative	This is suited for investors with low risk appetite who are willing to expose a portion of their portfolio to asset classes with higher prevalent risk to generate potential higher returns than the “Very Conservative Portfolio”. This can expose the principal invested to a higher risk than “Very Conservative Portfolio”.
Moderate	This is suited for investors with average risk appetite who are willing to expose a meaningful portion of their portfolio to asset classes with higher prevalent risk to generate potential higher returns than the “Conservative Portfolio”. This can expose the principal invested to a higher risk than “Conservative Portfolio”.
Aggressive	This is suited for investors with high risk appetite who are willing to expose a large portion of their portfolio to asset classes with higher prevalent risk to generate potential higher returns than the “Moderate Portfolio”. This can expose the principal invested to a higher risk than “Moderate Portfolio”.
Very Aggressive	This is suited for investors with very high risk appetite who are willing to expose their portfolio to asset classes with very high prevalent risk to generate potential higher returns than the “Aggressive Portfolio”. This can expose the principal invested to a very high risk than “Aggressive Portfolio”.

**Note:** The strategy aims for return to suit the risk profiles and invests in multi asset classes. Hence the benchmarks stated above may not be strictly comparable.

**Portfolio Specific Risk Factors applicable to:**

- i. India Large Cap Quant Equity Portfolio (erstwhile known as ING India Large Cap Quant Equity Portfolio)
  - ii. India BSE - 200 Quant Equity Portfolio (erstwhile known as ING India BSE - 200 Quant Equity Portfolio)
  - iii. ADAPT Portfolio (erstwhile ING ADAPT Portfolio)
1. The Portfolio Manager may, considering the overall level of risk of the portfolio, invest in lower rated / unrated securities offering higher yields. This may increase the risk of the portfolio.
  2. Securities which are not quoted on the stock exchanges are inherently illiquid in nature and carry a larger amount of liquidity risk, in comparison to securities that are listed on the exchanges or offer other exit options to the investor, including a put option. The Portfolio Manager may choose to invest in unlisted securities that offer attractive yields. This may increase the risk of the portfolio.
  3. In case of Adapt Portfolio, the Portfolio Manager does not guarantee any capital protection for any of the risk profiles. The portfolio manager would attempt to stay within the risk bands for each of the risk profiles on a best effort basis.

4. The Portfolio Manager may invest in the units issued by SEBI registered Venture Capital Fund (the Fund). Many of such investments made by the Fund may be illiquid, and there can be no assurance that the Fund will be able to realize profits on its investments in a timely manner. Since the Fund may make only a limited number of investments and these may involve a high degree of risk, poor performance by even a few of these investments could lead to adverse effects on the returns received by investors.
5. The Portfolio Manager shall not be responsible for any higher tracking error or higher drawdown, which may be inherent in some of the strategies by its very nature.
6. The Portfolio Manager shall not be responsible/liable in cases where certain strategies might have higher stock concentration, since they may focus on investing into sectors and optimized stocks within these sectors.
7. The Portfolio Manager would not be responsible for higher turnover in any of the strategy during certain periods, due to Portfolio Manager's high allocation to a particular sector in such strategy, leading to such higher turnover.

#### **J) CUSTOMIZED EQUITY PORTFOLIO#**

Investing in today's market environment, especially equity has become more complex than ever. To generate sustainable alpha, investors need a comprehensive team, well established processes for managing portfolios and monitoring performance and also robust risk management framework. Investors can either build these capabilities or just complement their existing capabilities by awarding the investment / advisory mandate to a Portfolio Management Services (PMS).

Through a customized Equity Portfolio, investors can have the flexibility to tailor their portfolio in accordance to their specific investment preference thereby giving the benefit of having a higher level of portfolio reviews.

The Portfolio allows each investor to define the terms of portfolio management based on the risk profile and return expectations. Potentially, each investor under this product could have unique terms of portfolio management.

##### **i. Investment Objective:**

This shall describe the key feature / theme of each portfolio launched under the Customized Equity Portfolio. To be mutually agreed upon by the portfolio manager and the client. For example, Capital Growth, Income generation, Large Cap bias, Dividend Yield Focused, etc

##### **ii. Benchmark:**

A broad based Index as mutually agreed by the Portfolio Manager and the Client. The chosen benchmark would complement various parameters like investment strategy, portfolio restrictions etc. and will purely be for measuring performance and the Portfolio Manager will not necessarily replicate the portfolio according to benchmark weights.

##### **iii. Minimum Account Size:**

Rs. 5 Crs or such other amount as may be agreed mutually, subject however in excess of the amount to comply with applicable SEBI Regulations.

**iv. Investment Strategy:**

The investment strategy would clearly be guided by how the client wishes his/her/its portfolio to be customized with what return/income expectation and therefore, the Portfolio Manager would be quite flexible in their investment approach. He may deploy any one or more of the portfolio styles with a view to achieve desired portfolio results. The portfolio manager therefore, will also have flexibility in choosing stocks from within the investment universe, limit the number of stocks to a certain maximum for efficient monitoring and assign sector/stock weights appropriately. The portfolio manager may use one or many strategies in an endeavor to achieve the stated objective(s).

Investment Universe: At times, investor might want to provide conditional approval for certain securities or might want to be consulted before outside-of-universe opportunities come up. A negative list of types of securities and sensitive sectors will also be identified and listed down. Under Investment Universe, all such conditions would be defined. Such Universe could also be determined through the Investment strategy followed.

**v. Risk Factors:**

The Product intends to invest in Equity & Equity related securities, Derivatives and Liquid Funds and shall accordingly be subject to risk factors associated such investments specified in Section 6 of this document.

**Risks associated with Investing in Foreign Securities:**

The Portfolio Manager does not intend to invest in Foreign Securities.

**Risk associated with Short Selling or Stock Lending:**

The Portfolio Manager does not intend to engage in short selling or stock lending.

“# Any other charges if applicable on actual basis

\*All statutory duties and levies including GST at applicable rates shall be levied on expenses/charges as mentioned in this Appendix”.

The Portfolio Manager may at its sole discretion charge a lower management fee and/or waive off or charge a lower upfront fees.

**K) TOP 200 CORE EQUITY PORTFOLIO**

The Indian markets have gone through a major shift over the last couple of years. During this period, they have moved (along with the broad economy) from almost a trough to fresh highs. It is also notable that while the markets have scaled new highs, the structure & shape of this up move has constantly changed. From being a more sentiment driven market, it is getting more fundamental focused again and pricing in all the key developments that affect the fundamentals of India Inc. While the initial move in the markets was driven more by small caps & midcaps, the latter part of the rally has been driven by larger companies. We expect the trend to continue with the larger cap companies.

While the growth is expected to be broad based (sector wise), we believe some sectors with stronger operating dynamics and core to the Indian growth story will outshine the others. To capture such highly liquid, less risky, and “value” intrinsic companies, Top 200 Core Equity Portfolio has been created.

Top 200 Core Equity Portfolio is a large cap focused and low ticket sized product offering greater liquidity and value investing approach for a longer horizon. While risks associated with equity market will remain, the proposed portfolio to be comprised of large cap, it will have slightly lesser degree of risk.

**i. Investment Objective:**

Invest in quality large cap (market cap range of BSE 200) businesses that are central to India growth story. Identify and participate in growth of these businesses over medium to long term. Practice Value Investing while making investment decisions.

**ii. Benchmark:**

BSE-200

**iii. Minimum Account Size:**

Rs.25 lacs, in multiple of Rs.1 lacs OR such other amount as decided by the Portfolio Manager at its sole discretion, subject to value of the portfolio at all times to be above Rs. 25 lacs except in case of market action and subject to minimum prescribed by SEBI for PMS clients.

**iv. Investment Strategy:**

- Invest in quality businesses that are core to India Growth Story and create the most value
- Portfolio of companies in industries with favorable operating dynamics – using value investing approach
- Stock selection and industry allocation independent of benchmark weights
- A diversified portfolio with ~25-30 quality companies
- A cap of 10% on individual stock at cost
- Derivatives exposures in the portfolio will be in line with SEBI guidelines and will be taken only for hedging purposes.
- No Investment in Foreign Securities
- No Short Selling or Stock Lending

**v. Risk factors:**

The Product intends to invest in Equity & Equity related securities, Derivatives and Liquid Funds and shall accordingly be subject to risk factors associated such investments specified in Section 6 of this document.

**Risks associated with Investing in Foreign Securities:**

The Portfolio Manager does not intend to invest in Foreign Securities.

**Risk associated with Short Selling or Stock Lending:**

The Portfolio Manager does not intend to engage in short selling or stock lending.

**v. Any other terms:**

**Recommended Investment Horizon:**

At least 3 years

# There were no investors in Auto Asset Allocation Portfolio, Equity Linked Debenture Series, Asset Linked Portfolio and Customized Equity Portfolio as on July 30, 2017.

“# Any other charges if applicable on actual basis

\*All statutory duties and levies including GST at applicable rates shall be levied on expenses/charges as mentioned in this Appendix”.

The Portfolio Manager may at its sole discretion charge a lower management fee and/or waive off or charge a lower upfront fees.



## **OVERALL EQUITY INVESTMENT PROCESS (COMMON TO ALL PRODUCTS):**

This begins with the investment philosophy. We firmly believe that bottom-up, fundamental research offers the best way to identify high-quality companies with above-average, sustainable earnings growth.

### **Fundamental Research:**

The portfolio construction process begins with fundamental analysis performed by equity analyst(s), which provides the portfolio management team with company and industry research. Investment ideas are also developed by analyzing company and industry information from meetings with the company managements, suppliers, users, competitors, industry consultants and broker research community.

### **Research Process:**

The equity research process typically begins with an industry/sector overview to identify industry trends and provide a framework for individual security selection. Fundamental analysis at this level usually involves analysis of unit growth prospects, pricing power, international growth opportunities, the regulatory environment, and economic sensitivity. Analyst(s) develop a robust knowledge of the economic, political and international situations that affect the industries under study.

At the company level, the research analyst(s) assess the quality of products and services, the growth rate of a company vis-à-vis its industry, the quality of management, and the company's financial strength. Interactions with company managements through visits and meetings in conferences arranged by brokerage houses are some of the ways in which we evaluate management capabilities.

The analyst(s) research culminates in an assessment of the relative attractiveness of a stock, which is based on valuation, expected earnings growth rates and the analyst's level of confidence in growth rate assumption.

### **Security Coverage:**

The Fund Manager and the Research Analyst(s) track the stocks that are consistent with investment strategy of the product. In addition to that, research reports provided by our empanelled brokers are also used in the investment process. At meetings, which are typically weekly, analyst(s) highlight industry news and attractive opportunities and present their rationale for the chosen securities. Regular meetings ensure that action-oriented ideas are implemented in a timely manner.

### **Stock Selection:**

Stock selection focuses on bottom-up company analysis. At the company level, we seek to identify attractively valued companies with strong or improving fundamentals. We add value by doing our own valuation research.

Apart from closely tracking the stocks' unit growth rates, operating margins, price/revenue, earnings revision trends, and price changes, the portfolio management team looks for following characteristics in portfolio:

- Industry operating dynamics
- High levels of free cash flow
- High operating margins and return on equity
- Sustainable earnings growth
- Attractive valuation

- Superior management team
- High quality franchise, product, or service

**Sell Decision:**

- A stock will be reviewed for potential sale if portfolio management team anticipates events and/or trends that may negatively affect valuation or earnings growth.
- An alternative investment with stronger fundamentals and more favorable valuation offers an opportunity for a better return.

Once a sell decision is made, positions are sold either with an option to reinvest in the same stock as a measure of partial and active profit booking or invest into another attractive opportunity.

**OVERALL PROCESS FOR INVESTMENTS IN DEBT SECURITIES (Common to all Products):**

There are broadly three pillars of our investment process. First and foremost is our Investment committee that approves many of our credit investments. The investment committee comprises of CEO, Aditya Birla Capital and Country Head – Sun Life Financial – India (alternate to Vice President Wealth Management Asia, Sun Life Financial) and CEO – Aditya Birla Sun Life AMC Ltd.

The investment committee is responsible for; reviewing our portfolios periodically & tracking illiquid assets for corrective action; for approving proposals for investments in unrated instruments; reviewing issuers with regard to credit risk and monitoring their credit ratings; approving requests of new and increased limits & limit.

Second is our bottom-up credit evaluation methodology. We have built a proprietary credit risk model by which we evaluate the default risk by evaluating a number of metrics regarding business risk (Sector or industry, Market position, Operating efficiency), Financial risk (Current and Past financials, Expected profitability, Accounting quality etc) and Management quality (Integrity, Competence etc). This credit risk model along our focus on cash flow, credit structuring and multi-layered credit approval process has allowed us to consistently deliver superior risk adjusted returns for our clients. Moreover, We model and forecast the key trends in India's GDP and thus able to ascertain the underlying momentum in the broader economy. Moreover, given the importance of global events to movements in markets, we have also developed a proprietary risk-on/risk-off model to signal how investor sentiment is evolving on the global front.

The third leg of our investment process is macro-economic analysis which drives most interest rate or duration decisions. We track all major macro-economic parameters on a continued basis. We evaluate this data obtained through multiple sources such as Bloomberg, Government websites, CMIE etc. We have built detailed models to predict the growth, inflation, external balances and Government finances – the multiple factors that drive the outlook for interest rates in our economy.

As a result of the above mentioned three pillared approach we endeavor to generate superior risk-adjusted returns for our clients.

**OPTION TO INVEST IN DERIVATIVES:**

The introduction of derivative products in the Indian market has paved the way for more efficient ways of managing and controlling risks and at the same time optimizing gains from a specific position. The

portfolio manager shall, wherever deemed appropriate and expedient, deploy client money in derivative products in the client portfolios. However, such positions shall not be leveraged.

**OPTION TO INVEST IN DEBT FOR INTERIM PERIOD:**

The portfolio manager will have the liberty to invest client's funds, pending investment in equities, in short term debt opportunities, such as, income/liquid mutual funds, bank deposits, government securities, etc. There will not be any cap on such investments. However, it will be the endeavor of the portfolio manager to remain invested in equities in accordance with the client profile.

**OPTION TO INVEST IN MUTUAL FUND SCHEMES:**

The portfolio manager may, in accordance with the client risk profile and asset allocation that he may draw up for a client, invest a part of the client funds in Equity/Debt schemes of mutual funds floated by various fund houses including that of Aditya Birla Sun Life Mutual Fund. Such Investment in mutual fund will carry the risk associated with the underlying as well.

**Systematic Transfer Plan (STP) Facility (common for all portfolios)**

1. Under this facility, the client will make one-time investment and then deployment will be done as mentioned under:

(a) First deployment:

20% funds will be deployed immediately on portfolio activation.

(b) Subsequent deployments:

20% of portfolio value on 16th of every succeeding month (or subsequent working day if set day is a holiday) in 4 installments. Thus, portfolio will effectively be aligned to model in 5<sup>th</sup> month.

(c) Additional investments:

In case, client (having subscribed to STP), makes any additional investment (before portfolio alignment with model), such additional investment will be deployed in same proportion as original investment.

However, the additional investment will be processed as a fresh STP request if the client wants such additional investment to be deployed in 5 installments.

2. The client has to submit PMS Systematic Transfer Plan Registration Form along with PMS application at the time of initial investment

In case of existing clients, the Portfolio Management Agreement & Supplemental Agreement if any, shall continue to remain in force and shall be applicable to the STP facility.

**INVESTMENTS IN ASSOCIATES/ GROUP COMPANIES OF THE PORTFOLIO MANAGER AND THE MAXIMUM PERCENTAGE OF SUCH INVESTMENTS THEREIN SUBJECT TO THE APPLICABLE LAWS / REGULATIONS/ GUIDELINES**

The portfolio manager may invest in listed securities of the associate/group companies. These investments will be carried out to achieve the investment objectives and strategies and in the normal course of investment activity subject to the applicable laws/regulations.

## **6) Risk Factors:**

### **Produced below are the standard risk factors**

- The name of any of the Products does not, in any manner, indicate either the quality of the Product or its future prospects or returns. The present products are not guaranteed or assured return products.
- At times, due to the forces and factors affecting the capital market or as per the view of the fund manager, the Product may not be able to invest in securities falling within its investment objective resulting in holding the monies collected by it in cash or cash equivalent or invest the same in other permissible securities amounting to substantial reduction in the earning capability of the Product.
- The Portfolio Manager would not be liable for any loss caused to the investor by reason of an investment advice made by or on behalf of the investor, whether on the advice of the Portfolio Manager or otherwise. They will however ensure that reasonable care and skill are employed while tendering such advice or making investments on behalf of the client.
- Securities investments are subject to market risk and there is no assurance or guarantee that the objectives of the product will be achieved. Past performance of the portfolio manager does not indicate the future performance of the same investment option in future or any other future investment options of the portfolio manager and may not necessarily provide a basis of comparison with other investments. There is no assurance that past performances in earlier product will be repeated. Risk arising from the investment objective, investment strategy, asset allocation and quant model risk: Market risk, political and geopolitical risk and risk arising from changing business dynamics, which may affect portfolio returns. At times, portfolios of individual clients may be concentrated in certain companies/industries. The performance of the portfolios would depend on the performance of such companies / industries / sectors of the economy.
- Investors may note that Portfolio Manager's investment decisions may not always be profitable, as actual market movements may be at variance with anticipated trends.
- The returns of investments in securities would depend on the happening / non-happening of specified events and the returns may or may not accrue to an investor accordingly.
- The Portfolio Manager has included statements / opinions / recommendations in this document, which contain words, or phrases such as "will", "expect", "should", "believe" and similar expressions or variations of such expressions that are "forward looking statements". Actual results may differ materially from those suggested by the forward looking statements due to risk or uncertainties associated with our expectations with respect to, but not limited to, exposure to market risks, general economic and political conditions in India and other countries globally, which have an impact on our services and / or investments, the monetary and interest policies of India, inflation, deflation, unanticipated turbulence in interest rates, foreign exchange rates, equity prices or other rates or prices etc.
- While utmost care has been exercised, ABSLAMC, its sponsors or any of its officers, employees, personnel, and directors make no representation as to the accuracy, completeness or reliability of the content and hereby disclaim any liability with regard to the same. Recipients of this material should

exercise due care and read the disclosure document (including if necessary, obtaining the advice of tax / legal / accounting / financial / other professionals) prior to taking of any decision, acting or omitting to act. The document is solely for the information and understanding of intended recipients only. Further, the recipient shall not copy / circulate contents of this document, in part or in whole, or in any other manner whatsoever without prior and explicit approval of ABSLAMC.

- The tax implications provided in this document are for general purposes only and is based on advice that the Portfolio Manager has received regarding the law and the practice that is currently in force in India and the client should be aware that the relevant fiscal rules and their interpretation may change. As is the case with any investment, there can be no guarantee that the tax position or the proposed tax position prevailing at the time of investment in the Portfolio will endure indefinitely. In view of the individual nature of tax consequences, each client is advised to consult his/her own professional tax advisor.
- The Portfolio Manager is not responsible for risk profiling of prospective and existing investors. The investor should read the disclosure document and terms and conditions of the product properly before making any investment decision
- The Portfolio Manager would be acting on the advice of experts in the relative fields but would not be responsible for any loss occasioned by any act or omission on the part of such persons.
- To implement a decision of the client regarding investments, the Portfolio Manager would have to employ the services of persons and bodies who are not the Portfolio Manager's employees and rely on them. While the Portfolio Manager, would exercise all care and take all precautions while employing such persons, it should be understood that the Portfolio Manager would not be liable for any act or omission on the part of such persons engaged by the Portfolio Manager for the purpose of making an investment or disposing off an investment and that the Portfolio Manager would not be liable for any loss caused by any act or omission on the part of such person.
- The Portfolio Manager will not be liable for any financial loss arising from the Portfolio Manager not being able to sell the shares on behalf of the client before they are replaced, in case the original shares are lost or stolen whilst shares were in transit.
- The Portfolio Manager will also not be liable for any bona fide act of omission or commission or delay in carrying out the instructions of the client.
- The Portfolio Manager may not be able to lend out securities which can lead to temporary illiquidity. There are risks inherent in securities lending, including the risk of failure of the other party, in this case the approved intermediary to comply with the terms of the agreement. Such failure can result in a possible loss of rights to the collateral, the inability of the approved intermediary to return the securities deposited by the lender and the possible loss of corporate benefits accruing thereon.

**Risks associated with investments in Equity and equity related instruments:**

Some of the common risks associated with investments in equity and equity linked securities are mentioned below. These risks include but are not restricted to:

- Equity and Equity related securities by nature are volatile and prone to price fluctuations on a daily basis due to both macro and micro factors.
- The value of the portfolio will fluctuate as the daily prices of the individual securities in which they invest fluctuate and may be worth more or less than its original cost, at a given point in time.

- In respect of investments in equity and equity-related instruments, there may be risks associated with trading volumes, settlement periods and transfer procedures that may restrict liquidity of investments in equity and equity related securities. In the event of inordinately large number of redemptions or of a restructuring of the schemes' investment portfolio, there may be delays in the redemption.
- The value of the portfolio may be affected generally by factors affecting securities markets, such as price and volume volatility in the capital markets, interest rates, currency exchange rates, changes in policies of the Government, taxation laws or policies of any appropriate authority and other political and economic developments and closure of stock exchanges which may have an adverse bearing on individual securities, a specific sector or all sectors including equity and debt markets. Consequently, the portfolio valuation may fluctuate and can go up or down.
- The Portfolio manager may invest in stocks, which may or may not be undervalued with the anticipation of increase in price. However, the stocks may languish and may not attain the anticipated price.
- The portfolio is subject to investment style risk; the product may have a contrarian style of investment, the portfolio performance may not be in line with the general market in scenarios of strong upward or downward cycles. Further, the prices of securities invested by the product may not behave as expected by Portfolio Manager, this may affect the returns adversely.
- In Domestic markets, there may be risks associated with trading volumes, settlement periods and transfer procedures that may restrict liquidity of investments in Equity and Equity related securities.
- In the event of inordinately low volumes, there may be delays with respect to unwinding the portfolio and transferring the redemption proceeds.
- The portfolio may have higher concentration towards a particular stock or sector, at a given point in time. Any change in government policy or any other adverse development with respect to such a stock or the sector, may adversely affect the value of the portfolio.

#### **Risks associated with investments in Fixed Income Securities:**

Some of the common risks associated with investments in fixed income and money market securities are mentioned below. These risks include but are not restricted to:

- **Interest Rate Risk:** As with all debt securities, changes in interest rates will affect the valuation of the Portfolios, as the prices of securities generally increase as interest rates decline and generally decrease as interest rates rise. Prices of longer-term securities generally fluctuate more in response to interest rate changes than do shorter-term securities. Interest rate movements in the Indian debt markets can be volatile leading to the possibility of large price movements up or down in debt and money market securities and thereby to possibly large movements in the valuation of Portfolios.
- **Liquidity or Marketability Risk:** This refers to the ease at which a security can be sold at or near its true value. The primary measure of liquidity risk is the spread between the bid price and the offer price quoted by a dealer. Liquidity risk is characteristic of the Indian fixed income market. Money market securities, while fairly liquid, lack a well developed secondary market, which may restrict the selling ability of the Product and may lead to the Product incurring losses till the security is finally sold
- **Credit Risk:** Credit risk or default risk refers to the risk which may arise due to default on the part of the issuer of the fixed income security (i.e. risk that the issuer will be unable to make timely principal and interest payments on the security). Because of this risk debentures are sold at a yield spread above those offered on Treasury securities, which are sovereign obligations and generally considered to be free of credit risk. Normally, the value of a fixed income security will fluctuate

depending upon the actual changes in the perceived level of credit risk as well as the actual event of default. The fund manager will endeavor to manage credit risk through in-house credit analysis. The Products may also use various hedging products from time to time, as are available and permitted by SEBI, to attempt to reduce the impact of undue market volatility on the Product's portfolios.

- **Credit Rating Risk:** Different types of securities in which the products would invest as given in the product note carry different levels and types of risk. Accordingly the product's risk may increase or decrease depending upon their investment patterns. E.g. corporate bonds carry a higher amount of risk than Government securities. Further, even among corporate bonds, bonds which are rated AAA are comparatively less risky than bonds which are AA rated.
- **Reinvestment Risk:** This risk refers to the interest rate levels at which cash flows received from the securities under a particular Portfolio are reinvested. The additional income from reinvestment is the "interest on interest" component. The risk refers to the fall in the rate for reinvestment of interim cash flows.
- **Pre-payment Risk:** Certain fixed income securities give an issuer the right to call back its securities before their maturity date, in periods of declining interest rates. The possibility of such prepayment may force the product to reinvest the proceeds of such investments in securities offering lower yields, resulting in lower interest income for the fund.

#### **Risk Factors associated with investments in Derivatives:**

- The Portfolio manager intends to use exchange traded derivatives as a hedging tool & does not intend to take any naked positions. Nevertheless, trading in derivatives market has risks and issues concerning the use of derivatives that investor should understand. Derivative products are specialized instruments that require investment techniques and risk analysis different from those associated with stocks and bonds.
- Derivative products are leveraged instruments and can provide disproportionate gains as well as disproportionate losses to the investor. Even a small price movement in the underlying security could have a large impact on their value. Execution of such strategies depends upon the ability of the Portfolio Manager to identify such opportunities. Identification and execution of such strategies to be persuaded by the Portfolio Manager involve uncertainty and decision of the Portfolio Manager may not always be profitable. No assurance can be given that the Portfolio Manager shall be able to identify or execute such strategies.
- The risks associated with the use of derivatives are different from or possibly greater than, the risk associated with investing directly in securities and other traditional investments.
- As and when the product trades in the derivatives market there are risk factors and issues concerning the use of derivatives that investors should understand. Derivative products are specialized instruments that require investment techniques and risk analysis different from those associated with stocks and bonds. The use of a derivative requires an understanding not only of the underlying instrument but also of the derivative itself. Derivatives require the maintenance of adequate controls to monitor the transactions entered into, the ability to assess the risk that a derivative adds to the portfolio and the ability to forecast price or interest rate movements correctly. There is a possibility that loss may be sustained by the portfolio as a result of the failure of another party (usually referred as the "counter party") to comply with the terms of the derivatives contract. Other risks in using derivatives include the risk of mispricing or improper valuation of derivatives and the inability of derivatives to correlate perfectly with underlying assets, rates and indices. Thus, derivatives are highly leveraged instruments. Even a small price movement in the underlying security could have a large impact on their value.

- The use of a derivative requires an understanding not only of the underlying instrument but also of the derivative itself. Derivatives require the maintenance of adequate controls to monitor transactions entered into, the ability to assess the risk that a derivative adds to the portfolio and the ability to forecast price or interest rate movements correctly. There is a possibility that loss may be sustained by the portfolio as a result of the failure of another party (usually referred as the “counter party”) to comply with the terms of the derivatives contract.
- Derivative trades involve execution risks, whereby the rates seen on the screen may not be the rate at which ultimate execution takes place.
- The options buyer’s risk is limited to the premium paid, while the risk of an options writer is unlimited. However, the gains of an options writer are limited to the premiums earned.
- The writer of a put option bears the risk of loss if the value of the underlying asset declines below the exercise price. The writer of a call option bears a risk of loss if the value of the underlying asset increases above the exercise price.
- Investments in index futures face the same risk as the investments in a portfolio of shares representing an index. The extent of loss is the same as in the underlying stocks.
- Risk of loss in trading futures contracts can be substantial, because of the low margin deposits required, the extremely high degree of leverage involved in futures pricing and potential high volatility of the futures markets.
- The derivatives market in India is nascent and does not have the volumes that may be seen in other developed markets, which may result in volatility in the values.

**Risk Factors associated with investments in Liquid Funds:**

- The Portfolio Manager may, from time to time, invest any un-deployed funds in liquid schemes of Mutual Funds or in money market instruments. Though the portfolio of liquid funds comprises of short-term deposits, government securities and money market instruments, they cannot be considered as totally risk free. This is because liquidity patterns and short term interest rates of the government change, sometimes on a daily basis, thereby making the fund susceptible.
- Liquid fund returns are not guaranteed and it entirely depends on market movements.

**Risk of Quantitative Investing:**

- Asset allocation based on quantitative analysis may perform differently from the market as a whole due to the factors used in the analysis and the weight placed on each factor and markets behaves differently from the factor’s historical trends.
- If the strategy of the portfolio is to always remain diversified across all asset class, it may tend to underperform the best performing asset class at any given point of time.
- If portfolio seeks to allocate assets dynamically, based on certain market factors, there could be times when the allocation calls may go wrong. In other words, portfolio may go overweight on an asset class, which subsequently may underperform or vice versa. However, the severity of impact will be lower due to its built-in feature of asset allocation.
- If portfolio proposes to invest in ETFs / Mutual Fund schemes, there will be a double layer of charges, one from the underlying ETFs / Mutual Fund schemes and the other at the portfolio level and all the risks related to the underlying ETFs and mutual fund schemes are by default the risk associated with the Portfolio.

**Risk associated with Advisory Services**



The Portfolio Manager shall be solely acting as an advisor to the portfolio of the client and shall not be responsible for the investment / divestment of securities and / or an administrative activities on the client's portfolio.

**7) (i) Client Representation for all products:**

Category of clients	No. of clients				Funds managed (Rs. cr)				Discretionary / Advisory
	As on 28/02/18	As on 31/03/17	As on 31/03/16	As on 31/03/15	As on 28/02/18	As on 31/03/17	As on 31/03/16	As on 31/03/15	
1. Associates / Group Companies	1	2	2	2	102.46	334.35	326.57	340.14	Discretionary
2. Others	6521	6446	2440	989	3248.48	3100.18	932.05	257.61	Discretionary
	5	4	3	4	148.92	6535.06	8096.84	8527.09	Advisory
Total	<b>6527</b>	<b>6452</b>	<b>2445</b>	<b>995</b>	<b>3,499.86</b>	<b>9969.59</b>	<b>9355.46</b>	<b>9124.84</b>	

Note: AUM is net-off expenses. Currently there are no investors under Non Discretionary PMS

**(ii) Complete disclosure in respect of transactions with related parties as per the standards specified by the Institute of Chartered Accountants of India.**

**Disclosure in respect of Related Party of Birla Sun Life Asset Management Company Ltd.\* pursuant to Accounting Standard 18 in the Audited Accounts for the year ending March 31, 2017:**

\* Name changed to Aditya Birla AMC Limited in July 2017

**a. List of Related Parties:**

1.	Related Party
A	<b>Parties where Control exists (Subsidiaries)</b>
	India Advantage Fund Limited
	Birla Sun Life AMC (Mauritius) Limited
	Aditya Birla Sun Life AMC Limited, Dubai
	Aditya Birla Sun Life AMC Pte. Limited, Singapore
	International Opportunities Fund SPC
	Global Green Energy Fund
B	<b>Ultimate Holding Company</b>
	Aditya Birla Nuvo Limited
C	<b>Holding Company</b>
	Aditya Birla Financial Services Limited
D	<b>Other Related Party</b>

	Sun Life (India) AMC Investments Inc., Canada
E	<b>Fellow Subsidiaries of Ultimate Holding Company</b>
	Birla Sun Life Insurance Company Limited
	Birla Sun Life Trustee Company Private Limited
	Aditya Birla Money Mart Limited
	ABNL Investment Limited
	Aditya Birla Finance Limited
	Aditya Birla Money Limited
	Aditya Birla Financial Shared Services Limited
	Aditya Birla Insurance Brokers Limited
	Aditya Birla Money Insurance Advisory Services Limited
	Aditya Birla Customer Services Limited
	Aditya Birla Capital Advisors Pvt. Ltd
	Aditya Birla Housing Finance Limited
	Aditya Birla Health Insurance Company Limited
F	<b>Directors and Key Management Personnel</b>
	A Balasubramanian (Chief Executive Officer)

**(b) Transactions with Related Parties (Standalone figures) (Amount in Rs.)**

Particulars	Referred to	Referred to	Referred to	Referred to	Referred to	Referred to
	In A	In B	In C	In D	In E	In F
1. Income	11,85,70,827					
2. Expenses						
Brokerage					91,899,094	
Marketing Fee	3,14,92,280				2,300,000	
Contribution to Superannuation Fund / Gratuity/Group Term					7,85,79,925	
Business Promotion Expenses					31,014,698	
3. Reimbursements of costs received					21,25,704	
4. Reimbursements of costs paid		4,89,234	19,10,75,168		139391500	
5. Managerial Remuneration						41,146,817
5. Interim Dividend Paid			255,019,844	245,019,600		278
6. Deposit Repayment Received					2,900,000	
Purchase of Fixed					17,719	

Particulars	Referred to	Referred to	Referred to	Referred to	Referred to	Referred to
	In A	In B	In C	In D	In E	In F
Assets						
Sale of Fixed Assets					336,900	

**8) The Financial Performance of ABSLAMC (based on standalone audited financial statements)**

(Rs. in crores)

Particulars	Year ended March 31, 2017	Year ended March 31, 2016	Year ended March 31, 2015
Management & Advisory Fee (Mutual Fund/PMS and Real Estate Advisory Business)	938.36	741.64	574.35
Income From Portfolio Management	69.05	21.77	8.59
Total Income including Other Income	988.28	756.55	616.81
Expenses (Excl. Dep. and Tax)	645.93	427.69	421.88
Total Expenses including Depreciation and Tax	767.18	547.05	490.47
Net Income after Tax	221.10	209.50	126.34
Equity Capital	18.00	18.00	18.00
Reserves & Surplus	973.08	812.16	602.67

**9) (A) Portfolio Management performance of the portfolio manager for the last three years in case of discretionary Portfolio - disclosure of performance indicators calculated using weighted average method in terms of Regulation 14 of the SEBI (Portfolio Managers) Regulations, 1993. {For all products EXCEPT India Large Cap Quant Equity Portfolio (Erstwhile known as ING Large Cap Quant Equity Portfolio), India BSE-200 Quant Equity Portfolio (Erstwhile known as ING India BSE-200 Quant Equity Portfolio), ADAPT Portfolio (Erstwhile known as ING ADAPT Portfolio)}:**

Description	Product Name	Current Year (April 1, 2017 to February 28, 2018)	2016-17	2015-16	2014-15
	Select Sector Portfolio	22.44%	31.04%	6.49%	98.19%
	Core Equity Portfolio	10.46%	24.56%	8.41%	102.23%
	Top 200 Core Equity Portfolio	18.01%	17.70%	1.90%	-
	Customised Debt Portfolio	-1.31%	11.01%	8.45%	16.76%
<b>Benchmark Performance % (Nifty 500)</b>	Select Sector Portfolio	15.85%	18.55%	-8.86%	26.65%
<b>Benchmark Performance % (Nifty 500)</b>	Core Equity Portfolio	15.85%	23.91%	-7.54%	33.56%

<b>Benchmark Performance % (BSE 200)</b>	Top 200 Core Equity Portfolio	15.02%	22.47%	-4.21% -7.86	-
<b>Benchmark Performance % (Crisil Composite Bond Fund Index)</b>	Customised Debt Portfolio	2.92%	11.09%	8.24%	14.59%

**Note:**

1. There were no investors in Auto Asset Allocation Portfolio, Equity Linked Debenture Series, Asset Linked Portfolio and Customized Equity Portfolio as on July 31, 2017. Hence performance numbers for these portfolios are not available for disclosure.

2. The returns for Top 200 Core Equity Portfolio for F.Y. 2015-16 have been computed w.e.f the inception date viz. June 05, 2015.

**9) (B) Portfolio Management performance of the portfolio manager for the last three years, and in case of discretionary Portfolio disclosure of performance indicators calculated using weighted average method in terms of Regulation 14 of the SEBI (Portfolio Managers) Regulations, 1993.** {For India Large Cap Quant Equity Portfolio (Erstwhile known as ING India Large Cap Quant Equity Portfolio), India BSE - 200 Quant Equity Portfolio (Erstwhile known as ING India BSE - 200 Quant Equity Portfolio), ADAPT Portfolio (Erstwhile known as ING ADAPT Portfolio)}

**(i) India Large Cap Quant Equity Portfolio (Erstwhile known as ING India Large Cap Quant Equity Portfolio):**

Particulars	April 1, 2014 to September 30, 2014	April 01, 2013 to March 31, 2014
Portfolio Performance (%), Net of all fees and charges levied by the portfolio manager	16.29	18.74
#Benchmark Performance %	18.80	17.98

# Benchmark: Nifty 50

**(ii) India BSE-200 Quant Equity Portfolio (Erstwhile known as ING India BSE-200 Quant Equity Portfolio):**

Particulars	April 1, 2014 to September 30, 2014	April 01, 2013 to March 31, 2014
Portfolio Performance (%), Net of all fees and charges levied by the portfolio manager	16.65	18.52
#Benchmark Performance %	21.28	17.19

# Benchmark: BSE-200

**(iii) ADAPT PORTFOLIO (Erstwhile known as ING ADAPT PORTFOLIO) (Active and Dynamic Asset Allocation Portfolio):**

<b>Particulars</b>	<b>Plan</b>	<b>April 1, 2014 to September 30, 2014</b>	<b>April 01, 2013 to March 31, 2014</b>
Portfolio Performance (%), Net of all fees and charges levied by the portfolio manager	ADAPT Portfolio-Aggressive	10.17	7.26
Benchmark Performance %	Benchmark: CRISIL Liquid Fund Index + 75 bps	4.85	10.28

<b>Particulars</b>	<b>Plan</b>	<b>April 1, 2014 to September 30, 2014</b>	<b>April 01, 2013 to March 31, 2014</b>
Portfolio Performance (%), Net of all fees and charges levied by the portfolio manager	ADAPT Portfolio – Conservative	3.93	5.45
Benchmark Performance %	Benchmark: CRISIL Liquid Fund Index + 25 bps	4.59	9.74

<b>Particulars</b>	<b>Plan</b>	<b>April 1, 2014 to September 30, 2014</b>	<b>April 01, 2013 to March 31, 2014</b>
Portfolio Performance (%), Net of all fees and charges levied by the portfolio manager	ADAPT Portfolio – Moderate	9.12	7.39
Benchmark Performance %	Benchmark: CRISIL Liquid Fund Index + 50 bps	4.72	10.01

<b>Particulars</b>	<b>Plan</b>	<b>April 1, 2014 to September 30, 2014</b>	<b>April 01, 2013 to March 31, 2014</b>
Portfolio Performance (%), Net of all fees and charges levied by the portfolio manager	ADAPT Portfolio – Very Aggressive	12.75	11.27
Benchmark Performance %	Benchmark: CRISIL Liquid Fund Index + 100 bps	4.98	10.56

Particulars	Plan	April 1, 2014 to September 30, 2014	April 01, 2013 to March 31, 2014
Portfolio Performance (%), Net of all fees and charges levied by the portfolio manager	ADAPT Portfolio – Very Conservative	6.10	6.43
Benchmark Performance %	Benchmark: CRISIL Liquid Fund Index	4.46	9.46

**Note:** In the above table, the performance of the Portfolio Manager is calculated using weighted average method taking each individual category of investments.

**Performance of India Large Cap Quant Equity Portfolio, India BSE 200 Quant Equity Portfolio and Adapt Portfolio post merger of ING PMS with Aditya Birla Sun Life AMC Ltd. - Portfolio Managers**

		April 1, 2017 to Feb 28, 2018	2016-17	2015-16
	<b>Product</b>			
	India Large Cap Quant Equity Portfolio	11.39%	17.10%	-7.42%
	India BSE 200 Quant Equity Portfolio	16.45%	24.58%	-7.39%
	Adapt Portfolio - Very Conservative	3.63%	11.07%	4.14%
	Adapt Portfolio - Moderate	3.86%	13.25%	0.55%
	Adapt Portfolio - Aggressive	5.59%	13.16%	-1.97%
	Adapt Portfolio - Very Aggressive	11.95%	23.08%	-5.73%
<b>Benchmark Performance % (Nifty 50)</b>	India Large Cap Quant Equity Portfolio	14.38%	18.55%	-8.86%
<b>Benchmark Performance % (BSE200)</b>	India BSE 200 Quant Equity Portfolio	15.02%	22.47%	-7.86%
<b>Benchmark Performance % (Crisil Liquid Fund Index)</b>	Adapt Portfolio - Very Conservative	6.08%	7.11%	8.06%
<b>Benchmark Performance % (Crisil Liquid Fund Index + 50 bps)</b>	Adapt Portfolio – Moderate	6.56%	7.65%	8.60%
<b>Benchmark Performance % (Crisil Liquid Fund Index + 75 bps)</b>	Adapt Portfolio – Aggressive	6.80%	7.92%	8.87%
<b>Benchmark Performance % (Crisil Liquid Fund</b>	Adapt Portfolio - Very Aggressive	7.05%	8.19%	9.14%

<b>Index + 100 bps)</b>				
-------------------------	--	--	--	--

Note:

1. Above products were migrated to Aditya Birla Sun Life AMC Ltd. - Portfolio Managers with effect from 20th Oct 2014. Hence returns have been computed from that date.
2. None of the clients for product Adapt Conservative were migrated to Aditya Birla Sun Life AMC Ltd. - Portfolio Managers, hence performance numbers are not available.

## 10) Nature of expenses

### 1. Non-Discretionary PMS:

<b>Particulars</b>	<b>Details</b>	<b>Expenses*</b>
Fixed Management Fee	P.A. on Avg. AUM	2.50 % per annum of the daily average of the portfolio value
<b>Particulars</b>	<b>Details</b>	<b>Expenses*</b>
Custody Charges	P.A. on Avg. AUM for Resident Clients	0.08%
	P.A. on Avg. AUM for Non-Resident Clients	0.04% (subject to a min. of 300 p.m.)
Transaction Charges <sup>#</sup>	For Resident Clients	Rs. 10 Per transaction
FA Fees	P.A. on average AUM	0.08% (subject to cap of Rs.9000 & floor of Rs. 4020 p.a.)
Acc. Opening	One time in 1st year	Rs. 1500
Acc. Maintenance. Charges	Fixed P.A.	Rs. 2000
Brokerage	P.A. on Avg. AUM	0.12% (Plus applicable taxes)
Exit Load	For withdrawal before completion of 1 year, an exit load @ 1% will be charged	

# Any other charges if applicable on actual basis

\*All statutory duties and levies including GST at applicable rates shall be levied on expenses/charges as mentioned in this Appendix

### 2. Discretionary PMS:

#### FOR CORE EQUITY PORTFOLIO

<b>Upfront Fee</b>	Up to 2.50%.
<b>Fixed Management Fee Option</b>	Upto 2.50% p.a.
<b>Variable Fee option:</b>	<ol style="list-style-type: none"> <li>1. Minimum Management Fee: Upto 1.50% p.a.</li> <li>2. Variable Management Fee (charged on High Water Mark basis): <ul style="list-style-type: none"> <li>o For return upto 12% p.a. – Nil</li> <li>o For return above 12% p.a. - 20% of return in excess of 12% p.a.</li> </ul> </li> </ol>
<b>Custody Fee</b>	<u>For resident clients:</u> 8 bps p.a. on average AUM

	<u>For NRI clients:</u> On AUC per investor: 4 bps p.a. (subject to a min. of 300 p.m.)
<b>Transaction Charges:</b>	<u>For resident clients:</u> Fees per Delivery free (DF) instruction: Rs.10 Transaction Charges for mutual fund transaction (purchase/sale): Rs.100 per transaction  <u>For NRI clients:</u> <25 trades per month: Rs. 200 per transaction Between 25 and 50 trades per month: Rs. 100 per transaction >50 trades per month: Rs. 50 per transaction Fees per Delivery free (DF) instruction: Rs.10 Transaction Charges for mutual fund transaction (purchase/sale): Rs. 100 per transaction
<b>Fund Accounting Fee:</b>	8 bps p.a. on average AUM subject to a cap of Rs.9,000 and a floor price of Rs. 4,020 p.a
<b>Brokerage</b>	The current brokerage rate is around 0.12% for the trade value of every 'buy' and 'sell' transaction. Such costs either get added to (in case of 'buy') or reduced from (in case of 'sale') trade value.
<b>Account Opening &amp; Maintenance</b>	Upto Rs. 1,500 one time a/c opening charges Upto Rs. 2,000 per annum a/c maintenance charges
<b>Professional Charges for NRI Clients</b>	Rs.11,000 p.a.
<b>Exit Load</b>	Up to 3% for a period as mutually agreed by the Portfolio Manager and the Client
<b>Upfront Fee</b>	Up to 1.50%
<b>Performance fee</b>	(1)- Return beyond 12%-20% of profit sharing. (2)- Return beyond 10%- 20% of profit sharing.

The Portfolio Manager may at its sole discretion charge a lower management fee and/or waive off or charge a lower upfront fees/ Exit Load

#### **FOR SELECT SECTOR PORTFOLIO**

*(Pursuant to approval at the Product Committee Meeting dated December 13, 2016, the strategy has been restructured as Select Sector Portfolio. No new investments are accepted under India Reform Portfolio w.e.f. the said date.)*

<b>Option I (Fixed Fee)</b>	Management Fee: 2.50% per annum (p.a) of the daily average of the portfolio account value Upfront Fee: 2.25%
<b>Option II (Variable Fee)</b>	1. Minimum Management Fee: Upto 1.50% p.a. 2. Variable Management Fee (charged on High Water Mark basis): o For return upto 12% p.a. – Nil o For return above 12% p.a. - 20% of return in excess of 12% p.a.
<b>Custody Fee</b>	<u>For resident clients:</u> 8 bps p.a. on average AUM  <u>For NRI clients:</u> On AUC per investor: 4 bps p.a. (subject to a min. of 300 p.m.)
<b>Transaction Charges:</b>	<u>For resident clients:</u>



	<p>Fees per Delivery free (DF) instruction: Rs.10</p> <p>Transaction Charges for mutual fund transaction (purchase/sale): Rs.100 per transaction</p> <p><u>For NRI clients:</u></p> <p>&lt;25 trades per month: Rs.200 per transaction</p> <p>Between 25 and 50 trades per month: Rs.100 per transaction</p> <p>&gt;50 trades per month: Rs.50 per transaction</p> <p>Fees per Delivery free (DF) instruction: Rs.10</p> <p>Transaction Charges for mutual fund transaction (purchase/sale):Rs. 100 per transaction</p>
<b>Fund Accounting Fee</b>	8 bps p.a. on average AUM subject to a cap of Rs.9,000 and a floor price of Rs. 4,020 p.a
<b>Brokerage</b>	The current brokerage rate is around 0.12% for the trade value of every 'buy' and 'sell' transaction. Such costs either get added to (in case of 'buy') or reduced from (in case of 'sale') trade value.
<b>Account Opening &amp; Maintenance</b>	Upto Rs. 1,500 one time a/c opening charges Upto Rs. 2,000 per annum a/c maintenance charges
<b>Professional Charges for NRI Clients</b>	Rs.11,000 p.a.
<b>Exit Load</b>	Up to 3% for a period as mutually agreed by the Portfolio Manager and the Client
<b>Upfront Fee</b>	Up to 1.50%

#### **FOR AUTO ASSET ALLOCATION PORTFOLIO:**

<b>Upfront Fee</b>	Up to 1 %, in multiple of 0.50%
<b>Fixed Management Fee Option</b>	2% p.a. (charged quarterly on daily average assets)
<b>Other charges</b>	At actual. For details of other expenses like Fund Accounting, Custody etc., please refer to the Portfolio Management Services agreement.
<b>Exit Load</b>	Not more than 1% (including Goods and Service Tax) Such percentage as mutually agreed between the Portfolio Manager and the Client; on the amount withdrawn prior to the redemption of the debentures on.

The Portfolio Manager may at its sole discretion charge a lower management fee and/or waive off or charge a lower upfront fees.

#### **FOR TOP 200 CORE EQUITY PORTFOLIO:**

<b>Entry Load</b>	Up to 2.50%
<b>Management Fee</b>	2.50% p.a. (charged quarterly on daily average assets)
<b>Custody Charges</b>	<p><u>For resident clients:</u></p> <p>8 bps p.a. on average AUM</p> <p><u>For NRI clients:</u></p> <p>On AUC per investor: 4 bps p.a. (subject to a min. of 300 p.m.)</p>
<b>Transaction Charges</b>	Upto Rs. 10 per transaction for resident clients and upto Rs. 200 per transaction for non-resident clients
<b>Fund Accounting Fees</b>	Upto Rs. 9,000 per annum
<b>Brokerage</b>	Upto 0.12% of trade value

<b>Account Opening &amp; Maintenance</b>	Upto Rs. 1,500 one time a/c opening charges and upto Rs. 2,000 per annum a/c maintenance charges
<b>Exit Load</b>	<ul style="list-style-type: none"> <li>Up to 3% for a period as mutually agreed by the Portfolio Manager and the Client</li> </ul>

**FOR CUSTOMISED DEBT PORTFOLIO:**

**Customised debt – Managed**

Management Fee	Fixed Fee of 0.30% p.a (excluding Goods and Service Tax)
Operating expenses	At actual. Includes fund accounting fee, custody fees and other transaction charges to be charged @1.75 bps p.a.
Exit load	NIL

**Customised debt – Held Till Maturity**

Management Fee	NIL
Operating expenses	At actual. Includes fund accounting fee, custody fees and other transaction charges to be charged @1.75 bps p.a.
Exit load	NIL

**NATURE OF EXPENSES FOR INDIA LARGE CAP QUANT EQUITY PORTFOLIO (ERSTWHILE KNOWN AS ING INDIA LARGE CAP QUANT EQUITY PORTFOLIO), INDIA BSE - 200 QUANT EQUITY PORTFOLIO (ERSTWHILE KNOWN AS ING INDIA BSE - 200 QUANT EQUITY PORTFOLIO), ADAPT PORTFOLIO (ERSTWHILE KNOWN AS ING ADAPT PORTFOLIO):**

The indicative fees and expenses, which a Client is likely to incur while availing of the Portfolio Management Services, are as follows:

<b>Fixed Fee</b>	A fixed management fee up to 7% per annum of the value of the Portfolio. Additional applicable taxes shall be charged on the amount of fees.
<b>Variable Fee</b>	<p>The variable management fees shall be linked to the portfolio performance and shall be charged based on the positive returns. Additional applicable taxes shall be charged on the amount of fees. Profit /Performance shall be computed on the basis of high water mark principle over the life of the investment, for charging performance/profit sharing fee. High Water Mark shall be the highest value that the portfolio/account has reached. Value of the portfolio for computation of high watermark shall be taken to be the value on the date when performance fees are charged. Performance based fee shall be charged only on increase in portfolio value in excess of the previously achieved high water mark.</p> <p>Illustration: Consider that frequency of charging of performance fees is annual. A client's initial contribution is Rs.10,00,000, which then rises to Rs.12,00,000 in its first year; a performance fee/ profit sharing would be payable on the Rs.2,00,000 return. In the next year the portfolio value drops to Rs.11,00,000 hence no</p>

	performance fee would be payable. If in the third year the Portfolio rises to Rs.13,00,000, a performance fee/profit sharing would be payable only on the Rs1,00,000 profit which is portfolio value in excess of the previously achieved high water mark of Rs.12,00,000, rather than on the full return during that year from Rs.11,00,000 to Rs.13,00,000
<b>Entry Fee</b>	In addition to the above, the Client may be charged an entry fee of upto 5%. Additional applicable taxes shall be charged on the amount of fees.
<b>Exit Fee or Early Termination Fee</b>	In the event of earlier termination (prior to the expiry of the Contract Period), an Early Termination Fee calculated at the rate of upto 5 % on the NAV determined on the effective date of termination may be charged and recovered from the Client. Additional applicable taxes shall be charged on the amount of fees.
<b>Account Opening Charges</b>	Rs. 1,460 one time
<b>Custodian / Accounting Fees</b>	<p>The Portfolio Manager may appoint suitable custodian-cum-clearing agents, fund accountants, and depository participants for custody of securities and settlement of trades. The custody charges will be based on the assets under management and the said charges shall not exceed 50 basis points per annum of the market value of such securities, without the prior permission of the client.</p> <p>Out of pocket expenses, applicable taxes and charges on the services rendered by the Custodian and depository charges shall be charged at actuals as applicable. In the event that the Client opts to maintain separate accounts, then in such events account opening charges and other associated expenses shall be charged to the Client's account. It is clarified that the aforesaid head is inapplicable to Clients who have availed only Advisory Portfolio Management Services.</p>
<b>Registrar and transfer agent fees</b>	As may be negotiated by the Portfolio Manager with suitable registrar and transfer agents. Currently these services are provided by the Portfolio Manager. It is clarified that the aforesaid head is inapplicable to Clients who have availed only Advisory Portfolio Management Services.
<b>Brokerage and transaction costs</b>	These will be incurred on purchase and sale of Securities. It is clarified, that the purchase and sale prices of Securities will be inclusive of the market rates of the Securities, the brokerage charges and related transaction costs, including stamp fees, if any. The Charges under this head are not expected to exceed 1% per transaction. It is clarified that the aforesaid head is inapplicable to Clients who have availed only Advisory Portfolio Management Services.
<b>Bank Charges</b>	As may be applicable at actuals. It is clarified that the aforesaid head is inapplicable to Clients who have availed only Advisory Portfolio Management Services.
<b>Stamp duty</b>	As may be applicable at actual
<b>Legal costs and professional fees</b>	Costs incurred for instituting or defending legal suits, audit fees and other similar charges.
<b>Out-of pocket expenses</b>	As may be incurred at actuals by the Portfolio Manager on behalf of the Client.

**Note: All statutory duties and levies including Goods and Service Tax at applicable rates shall be levied on expenses/charges as mentioned above. Any other taxes, duties and fees, which may be levied from time to time for providing the services. The fees structure mentioned above shall be determined from product to product.**

**The aforesaid fees and expense structures are subject to such modifications as may be agreed by and between the Portfolio Manager and Clients at the time of execution of the Portfolio Management Agreement based on individual requirements of the Clients.**

#### **11) Taxation:**

##### Tax Implications for Clients

The information set out below outlines the tax implications based on relevant provisions of the Indian Income-tax Act, 1961 (“the Act”).

#### **A. General**

The tax information provided below is generic in nature and the actual tax implications for each client could vary substantially from what is mentioned below, depending on residential status, the facts and circumstances of each case. The client would therefore be best advised to consult his or her tax advisor/consultant for appropriate advice on the tax treatment of his income or loss and the expenses incurred by him as a result of his investment in the PMS offered by the Portfolio Manager. It shall be the Client’s responsibility to meet the obligation on account of advance tax instalments payable on the due dates under the Act. Tax is required to be deducted at source for non-residents by the authorised dealer. If required, tax will be withheld for non-residents. If any tax is required to be withheld on account of any future legislation, the Portfolio Manager shall be obliged to act in accordance with the regulatory requirements in this regard.

#### **B. Securities Transaction Tax**

As per the provisions of Finance No. (2) Act, 2004, w.e.f. October 01, 2004, investors would have to pay Securities Transaction Tax (“STT”) as applicable on transactions of such purchase or sale of equity shares in a company or a derivative or units of Equity Oriented Fund or unit of a business trust entered into on a recognized stock exchange and sale of units of Equity Oriented Fund to the Mutual Fund. STT is also payable on Sale of an unlisted equity shares under an offer for sale. The STT rates as applicable till date, are given in the following table:

<b>Nature of Taxable Securities Transaction</b>	<b>Rate of STT</b>	<b>Payable by</b>
Sale of units of an equity oriented fund, where – the transaction of such sale is entered into in a recognized stock exchange and the same is settled by actual delivery/transfer;	0.001% (w.e.f.1 <sup>st</sup> June 2013)	Seller
Purchase of an equity share in a company or a unit of a business trust, where – the transaction of such purchase is entered into in a recognized stock exchange and the same is settled by actual delivery/transfer;	0.10%	Purchaser
Sale of an equity share in a company or a unit of a business trust, where – the transaction of such sale is entered into in a recognized stock exchange and the same is settled by actual delivery/transfer;	0.10%	Seller
Sale of an equity share in a company, or a unit of an equity oriented fund or a unit of a business trust, where – the transaction of such sale is entered into in a recognized stock exchange; and the contract for the sale of such share is settled otherwise than for actual delivery or transfer of such share or unit.	0.025%	Seller
<b>Nature of Taxable Securities Transaction</b>	<b>Rate of STT</b>	<b>Payable by</b>
Sale of an option in securities where option is not exercised (upto	0.017%	Seller

31 <sup>st</sup> May 2016)		
Sale of an option in securities where option is not exercised (w.e.f. 1 <sup>st</sup> June 2016)	0.05%	Seller
Sale of Option in securities, where option is exercised	0.125%	Purchaser
Sale of Future in Securities	0.01% (w.e.f.1 <sup>st</sup> June 2013)	Seller
Sale of unit of an equity oriented fund to the Mutual Fund	0.001% (w.e.f.1 <sup>st</sup> June 2013)	Seller
Sale of an unlisted equity shares under an offer for sale	0.2%	Seller
Sale of unlisted units of a business trust under an offer for sale	0.2%	Seller

### C. Tax Implications to Investors

The intent of the client at the time of the agreement in terms of the portfolio management style could determine the character of the investment portfolio. For example, depending on the business profile of the client, the portfolio gain could be treated as 'business gain' rather than 'capital gains' and tax treatment in such cases would be different than that applicable in taxation of normal capital gains.

### D. Tax Implications where Transaction in Securities is in the nature of Investments

The listed equity portfolio gains in an account will be in the nature of capital gains, either short-term or long-term depending upon the holding period.

#### Short Term Capital Gains:

In respect of securities (other than a unit) listed in a recognised stock exchange or shares held in a listed company, units of equity oriented Mutual Fund, Units of Unit Trust of India or, Zero coupon bonds and any other listed securities (other than units) held for a period less than or equal to 12 months, such gain is treated as short term capital gain. Securities other than mentioned above held for a period of less than or equal to 36 months are treated as short term capital gain.

Equity Shares in a Company, units of an equity oriented fund and units of a business trust which are chargeable to Securities transaction tax under Chapter VII of the Finance (No. 2) Act, 2004 would be subject to tax @ 15% (plus applicable surcharge and education cess) pursuant section 111A of the Income-tax Act, 1961.

The Finance Act, 2016 provides that with effect from April 1, 2017, the condition with respect to payment of STT would not apply to a transaction undertaken on a recognised stock exchange located in any International Financial Services Centre and where the consideration is paid / payable in foreign currency.

Short term capital gain on securities other than above would be added to the total income. Total income including such short-term capital gains is chargeable to tax as per the relevant slab rates.

#### Long Term Capital Gain:

Under section 10(38) of the Income Tax Act, 1961, long term capital gain on transaction in equity shares of the company or units of an equity oriented fund or a unit of a business trust which are chargeable to Securities transaction tax under Chapter VII of the Finance (No. 2) Act, 2004 would be exempt from tax. Amendment made in Finance Act 2016 that condition of STT will not apply to a transaction undertaken on a recognised stock exchange located in any International Financial Services Centre and where the consideration for such transaction is paid or payable in foreign currency.

Further, the Finance Act, 2017 provides that with effect from April 1, 2018, the exemption u/s. 10(38) would not be available for equity shares in a company if the acquisition (other than the notified acquisitions) is entered on or after October 1, 2004 and such transaction is not chargeable to STT under Chapter VII of the Finance (No. 2) Act, 2004. The CBDT has recently notified the acquisition of the long-term equity shares which would be outside the purview of the third proviso and accordingly, would be exempt from tax. [Refer Notification S.O. 1789 (E) dated June 5, 2017]

In respect of capital gains not exempted under section 10(38), the provisions for taxation of long-term capital gains for different categories are explained hereunder:

Long-term Capital Gains in respect of shares of an unlisted company and units of Mutual Fund ( other than equity oriented mutual fund) held for a period of more than 36 months will be chargeable to tax under section 112 of the Act at the rate of 20% plus surcharge and cess, as applicable. Capital gains would be computed after taking into account the Cost of Acquisition as adjusted by Cost Inflation Index notified by the Central Government and expenditure incurred wholly and exclusively in connection with such transfer.

In respect of listed securities or units or zero coupon bond, it is further provided that an assessee has an option to apply tax the long term capital gain at the rate of 10% plus applicable surcharge and cess, provided the long term capital gains are computed without substituting indexed cost in place of cost of acquisition.

Under Section 112 of the Act, tax on Long term Capital gains for Non-Resident (not being a company) or a foreign company, the amount of income tax calculated on long term capital gains arising from the transfer of a capital asset, being unlisted securities, calculated at the rate of 10% plus surcharge, as applicable and cess on the capital gains in respect of such assets as computed without giving effect to first & second proviso to section 48 of the Income-tax Act would be leviable.

A clarificatory amendment has been made in Finance Act 2016 in section 112(1)(c)(iii) to provide that long term capital gains arising from the transfer of a capital asset, being shares of a company not being a company in which public are substantially interested, shall also be chargeable to tax at the rate of 10%.

For assets other than specified above, rate of income tax would be 20% plus surcharge, as applicable and cess. In case of a Resident, Capital gains would be computed after taking into account cost of acquisition as adjusted by Cost Inflation Index notified by the Central Government and expenditure incurred wholly and exclusively in connection with such transfer.

Under section 115E of the Act, income of a non-resident Indian by way of any income from investment or long-term capital gains of an asset other than specified asset is chargeable to tax at the rate of 20% plus applicable surcharge and cess.

Under section 115E of the Act, income of a non-resident Indian by way of long term capital gains in respect of specified assets purchased in foreign currency as defined under section 115C (which includes shares of an Indian company, debentures issued by an Indian company not being a private company, and security issued by Central Government) is chargeable to tax at the rate of 10% plus applicable surcharge and cess. Such long-term capital gains would be calculated without indexation of cost of acquisition.

Income by way of dividends referred to in section 115-O of the Act will be exempt under section 10(34). However, the Company which declares dividend shall pay Dividend Distribution Tax ("DDT") at the rate of 15% plus surcharge and cess on the gross amount of profits distributed, i.e. profit distributed after reduction of tax is increased to such amount, as would after reduction of tax be equal to the net distributed profits.

Income by way of dividends other than that referred to in section 115-O and interest income from securities (considering the same is not taxable under the head Profits and Gains from Business or Profession) will be taxed under the head Income from Other Sources.

Income received in respect of units of Mutual Funds specified under clause 10(23D) is exempt from tax under section 10(35) of the Act. The Mutual Fund which declares the income will have to pay tax on the gross amount of profit distributed i.e. profit distributed after reduction of tax is increased to such amount, as would after reduction of tax be equal to the net distributed profits. The rates of distribution tax to be paid by mutual funds under section 115R are as follows:

<b>Status of person</b>	<b>Distribution tax on income distributed by Money Market Mutual Fund or Liquid Fund</b>	<b>Distribution tax on income distributed by a fund other than Money Market Mutual Fund or Liquid Fund</b>
Individual or HUF	25%	25%
Any other person	30%	30%

<b>Status of Person</b>	<b>Distribution tax on income distributed by Infrastructure Debt Fund</b>
Non-resident (not being a Company)	5%
Foreign Company	5%

Surcharge and cess will be added to the above rates. The aforesaid rates shall be applicable to the gross amount of the distributed income i.e. profit distributed after reduction of tax is increased to such amount, as would after reduction of tax be equal to the net distributed profits.

No distribution tax under section 115R of the Act is applicable in case of equity oriented funds. Further, it has been clarified that income arising from transfer of units of Mutual Fund (Other than long term capital asset being equity oriented unit subject to STT) shall not be exempt under section 10(38).

As per Section 94(7) of the Act, if

- the securities or units purchased within three months prior to the record date; and
- such securities are sold within three months after such date; or
- such units are sold within nine months after such date; and
- Dividend/Income received on such securities or units received or receivable is exempt from tax

then the capital loss arising on account of purchase and sale of such securities to the extent of dividend/income received/receivable would not be available for set off against capital gains.

Tax treatment in case of purchase or sale of units of Mutual Fund u/s. 94(8) of the act is on similar lines. In case of units of mutual funds

- Purchased by any person within three months prior to the record date;
- Such person is allotted additional units without any payment (on the basis of holding of such units on such date);
- and such person sells all or any of the units within nine months after the record date while continuing to hold all or any of the additional units;

then the loss arising on transfer of such purchased units shall be ignored for the purpose of computing the income chargeable to tax, unlike Section 94(7) wherein the loss ignored is to the extent of the dividend/income received/receivable. However, the loss so ignored shall be treated as cost of acquisition of such additional units allotted.

#### **E. Profits and Gains of Business or Profession**

If the investment under the Portfolio Management Services is regarded as “Business / Trading Asset” then the gain/ loss arising there from is likely to be taxed as Profits or gains from business or profession.

Dividend from securities referred to in section 115-O, will be exempt under section 10(34) of the Act. Dividends other than that referred to in section 115-O will be taxable as Income from Other Sources. Income by way of interest on securities would be chargeable to tax under Profits or gains from business or profession.

Section 10(34) amended by the Finance Act 2016 to provide that in case of individuals, HUF and firms, where dividend income exceeds Rs. 10 lakh in any year, such dividend is to be included in the total income. Section 115BBDA provides that such dividend shall be subject to tax at the rate of 10% without any deduction in respect of any expenditure or allowance or set off of loss. Dividend shall be as defined in Sec 2(22) of the Act but shall not include deemed dividend u/s 2(22)(e). This amendment is made effective from assessment year 2017-18.

The Finance Act, 2017 further amends section 10(34) with effect from April 1, 2018, to provide that in case of specified assessee, where dividend income exceeds Rs. 10 lakh in any year, such dividend is to be included in the total income. Section 115BBDA provides that such dividend shall be subject to tax at the rate of 10% without any deduction in respect of any expenditure or allowance or set off of loss. Specified assessee means a person other than a domestic company, specified funds or institution or trust, or a trust or institution registered u/s. 12A / 12AA.

Income received in respect of units of Mutual Funds specified under clause 10(23D) is exempt from tax under section 10(35) of the Act. Further, it has been clarified that income arising from transfer of units of Mutual Fund (Other than long term capital asset being equity oriented unit subject to STT) shall not be exempt under section 10(38).

#### **F. Losses under the Head Business Income:**

In the case of loss under the head “Profits and Gains of Business or Profession”, it can be set off against the income from any other source under the same head or income under any other head (except income from Salary) in the same assessment year.

Further, if such loss cannot be set off against any other head in the same assessment year, then it will be carried forward and shall be set off against the profits and gains of the business, within the period of eight subsequent assessment years.

**Disclaimer: The tax information provided above is generic in nature and the actual tax implications for each client could vary substantially from what is mentioned above, depending on residential status, the facts and circumstances of each case. The client would therefore be best advised to consult his or her tax advisor/consultant for appropriate advice on the tax treatment of his income or loss and the expenses incurred by him as a result of his investment in the PMS offered by the Portfolio Manager.**



## 12) Accounting policies

ABSLAMC has outsourced Portfolio Accounting function presently to Deutsche Bank AG, Mumbai. Following key policies shall be followed:

- All investments will be marked to market.
- In determining the holding cost of investments and the gains or loss on sale of investments, the 'first in first out' method shall be followed.
- Transactions for purchase or sale of investments would be recognized as of the trade date and not as of the settlement date, so that the effect of all investments traded during a financial year are recorded and reflected in the individual client account for that year.
- The cost of investments acquired or purchased would include brokerage, stamp charges and any charge customarily included in the broker's contract note.
- For equity shares, corporate actions are accounted on respective Ex dates. For debt securities interest is accrued on daily basis.

## 13) Investor services

ABSLAMC seeks to provide PMS clients a high standard of service, and is committed to put in place and upgrade on a continuous basis the systems and procedures that will enable effective servicing through the use of technology. At ABSLAMC, we believe it is imperative that an investor invests in a product that suits his risk-return profile; and to achieve this objective, we extend the scope of "client service" to ensure client – product suitability as a first step in this direction.

The gamut of client service offerings by ABSLAMC includes:

- Client-Product Suitability to ensure that a client invests in a portfolio that best suits his risk-return profile. This is done by matching client's risk profile with that of the product.
- PMS communication in the form of:
  - Welcome letter that briefs about host of services available and various touch points
  - Welcome Mailer sent to the customer's registered email id on creation / activation of the portfolio as well as whenever there is a transaction done.
  - ABSLPMSATV ATV "Any Time Valuation" service to access the portfolio valuation & reports through an SMS from the registered mobile number of the customer.
  - PMS Toll Free Number – 1800 270 7000 has been launched.
  - Monthly product synopsis that is mailed to clients.
  - Monthly Tax Invoice containing the Fees and Expenses deducted on Monthly basis is mailed to clients. / Monthly statements are sent to all investors.
  - Dispatch of audited reports at the end of financial year.
  - Customer would also receive SMS and Email through our RTA – CAMS on activation of the portfolio as well as whenever there is a transaction done.
- A secure 24x7 access web access for online viewing which serves as a One-Stop solution for all kinds of portfolio report requirement
- A one point contact through PMS dedicated email id, contact point and service id – care.pms@adityabirlacapital.com that helps attend and address client queries and requests with the least lead time.

Computer Age Management Services Pvt. Ltd. (CAMS) acts as the service provider (R&T) for the Aditya Birla Sun Life AMC Ltd. - Portfolio Managers.

**Name, address and telephone number of the Investor Relation Officer who shall attend to the investor queries and complaints:**

**Mr. Prannav Shah**  
**Compliance Officer**

**Correspondence Address:** Aditya Birla Sun Life AMC Ltd.  
One Indiabulls Centre, Tower-1, 17th floor,  
Jupiter Mill Compound, 841,  
S.B. Marg, Elphinstone Road,  
Mumbai 400 013. Tel: 022-43568042  
Email: prannav.shah@adityabirlacapital.com

**Grievance redressal and dispute settlement mechanism:**

**Grievance Redressal:**

The aforesaid personnel of ABSLAMC shall attend to and address any client query or concern as soon as practicably possible.

Investors may also register/lodge complaints on line on SCORES (SEBI Complaints Redressal System) Portal i.e. <http://scores.gov.in/> by clicking on ""Complaint Registration"" under ""Investor Corner"".

**Dispute Settlement Mechanism:**



All disputes, differences, claims and questions whatsoever which shall arise either during the subsistence of the agreement with a client or afterwards with regard to the terms thereof or any clause or thing contained therein or otherwise in any way relating to or arising therefrom or the interpretation of any provision therein shall be, in the first place settled by mutual discussions, failing which the same shall be referred to and settled by arbitration in accordance with and subject to the provisions of the Arbitration and Conciliation Act, 1996 or any statutory modification or re-enactment thereof for the time being in force. The arbitration shall be held in Mumbai and be conducted in English language.

The agreement with the client shall be governed by, construed and enforced in accordance with the laws of India. Any action or suit involving the agreement with a client or the performance of the agreement by the either party of its obligations will be conducted exclusively in courts located within the city of Mumbai in the State of Maharashtra.

Place: Mumbai

Dated: March 08, 2018

For and on behalf of Aditya Birla Sun Life AMC Ltd.

Mr. Ajay Srinivasan	:	
Mr. Sandeep Asthana	:	

# P. L. KATARIA & CO.

CHARTERED ACCOUNTANTS

**P. L. KATARIA**

B. Com., F.C.A.

**NITIN KATARIA**

B. Com., L.L.B., F.C.A.

306, Standard House,  
83, Maharshi Karve Road,  
Marine Lines, Mumbai-400 002

Phone: 2203 5936, 2200 2335  
E-mail: prabhuj123@yahoo.com  
Web: www.plkataria.com

## CERTIFICATE

We have been provided with the attached Disclosure Document dated 8<sup>th</sup> March, 2018 prepared by **Aditya Birla Sun Life AMC Limited** (the Company) for its Portfolio Management Services. The preparation of the Disclosure Document is the responsibility of the Company. We have reviewed only the financial figures disclosed in the attached Disclosure Document.

The attached Disclosure Document also includes information and financial performance of portfolio management services earlier provided by ING Investment Management (India) Private Limited ('ING'). The Company has acquired these portfolios from ING during the financial year 2014-2015. We have relied on the disclosure documents of ING for the past financial figures disclosed in the attached Disclosure Document relating to such portfolio management services.

On the basis of information and explanations given to us and our examination of the records produced before us, we certify that the financial figures disclosed in the attached Disclosure Document as required by clause 14(2)(c) of SEBI (Portfolio Manager) Regulations, 1993 are correct.

**For P. L. Kataria & Co.**  
**Chartered Accountants**  
**ICAI Firm Registration Number: 104913W**

*Nitin Kataria*

**(Nitin Kataria)**


**Partner**

Membership No. 102949



Place: Mumbai

Dated: March 8, 2018



**ADITYA BIRLA  
CAPITAL**

PROTECTING INVESTING FINANCING ADVISING

**FORM C**

**SECURITIES AND EXCHANGE BOARD OF INDIA**  
**(PORTFOLIO MANAGERS) REGULATIONS, 1993**  
***(Regulation 14)***

**Aditya Birla Sun Life AMC Limited**  
One Indiabulls Centre, Tower-1, 17th floor,  
Jupiter Mill Compound, 841, S.B. Marg,  
Elphinstone Road, Mumbai- 400 013

We confirm that:

1. The Disclosure Document forwarded to the Board is in accordance with the SEBI (Portfolio Managers) Regulations, 1993 and the guidelines and directives issued by the Board from time to time;
2. The disclosures made in the document are true, fair and adequate to enable the investors to make a well informed decision regarding entrusting the management of the portfolio to us / investment in the Portfolio Management Scheme;
3. The Disclosure Document has been duly certified by an independent Chartered Accountant Mr. Nitin Kataria from M/s. P. L. Kataria & Co., 306, Standard House, 83, Maharshi Karve Road, Marine Lines, Mumbai- 400002 bearing Membership Number 102949 on March 08, 2018.

**For Aditya Birla Sun Life AMC Limited - Portfolio Managers**

**Mr. Vikram Advani**  
Principal Officer

Dated: March 08, 2018  
Place: Mumbai